Eins

Robot Chucking Parts.

STAR SEIKI CO., LTD.

Oct,2021

Vol.
6

Eins CATALOG Robot Chucking Parts.

Eins

Robot End of Arm Tooling

Components Catalog Vol.6



Eins_CATALOG_V6_00-H1234_EN.indd 1-3 2021/09/21 10:12:50

3 Features of Eins

Amazing

① Extensive experience!

Experts of Eins chuck-plate will teach you how to assemble.

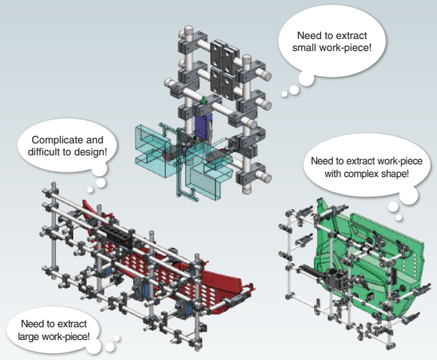

- *Extensive experience with over 10,000 types.*
- *Reliable management by 3D design.*



② Extensive parts for robo-hand more than 1,400 kinds!

Eins can cover all!



③ Field leader of Chuck tool changer!

Faster, Easier and inexpensively Chuck-change!

■ For unloader





■ For articulated robot



Sharply reduce labor and time for mold change!

MEMO

Components Catalog Vol.6

CONTENTS

1-1 Quick Chuck Change
- Quick Chuck Change (Manual)
- Tool Changer
- Automated Chuck Exchange System

2-1 Grip
- Mini Cylinder
- Accessories for Mini Cylinder
- Container Cylinders
- Accessory for Container Cylinder
- Grippers
- Rubber Material / Grip Pad

3-1 Suction
- Suction Cups
- Suction Stem
- Pad in Pad
- Air Ejector / Filter / Check Valve
- Ultra Small Part Take Out
- Vacuum Generator Unit

4-1 Cut
- Air Nipper (Small・Medium)
- Air Nipper (Large)

5-1 Frame/ Module
- Jungle Gym
- Let's Joint
- Rectangular Tube
- Base Aluminum Material
- Sliding Chuck

6-1 Air Management / Sensors
- Air Management
- Sensors
- PCIO Communication Unit

7-1 Lightweight Series
- Frame / Suction / Cylinder / Pads / Manifold

8-1 Assembling Tools
- Tool / Jig

9-1 Information
- Various Products Information

Eins_CATALOG_V6_00-イントロ_EN.indd 1 2021/09/21 12:41:37

Eins parts lineup


1-2 Quick Chuck Change (manual)


1-6 Tool Changer


1-36 Automated Chuck Exchange System


2-2 Mini cylinder (MCD1) / Resin cylinder (MCDR)


2-8 Accessories for Mini Cylinder


2-16 Container Cylinders


2-20 Accessory For Container Cylinder


2-22 Grippers



2-47 Rubber Material / Grip Pad


3-2 Suction Cups


3-20 Suction Stem / Resin Suction Stem


3-36 Pad in Pad


3-40 Air Ejector / Filter / Check Valve


3-46 Ultra Small Part Take Out


4-2 Air Nipper (Small・Medium)

Eins_CATALOG_V6_00-イントロ_EN.indd 2 2021/09/21 12:41:46



Air Nipper (Large)

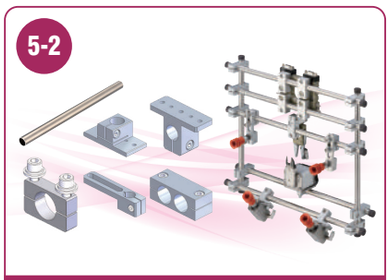

Jungle Gym

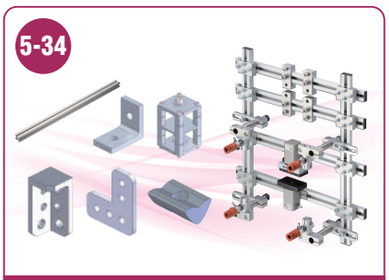

Let's Joint



Rectangular Tube



Base Aluminum Material



Sliding Chuck



Air Management



Sensors



Lightweight Series



Assembling Tools

Quick Chuck Change
- Quick Chuck Change (Manual)
- Tool Changer
- Automated Chuck Exchange System

Grip
- Mini Cylinder
- Accessories for Mini Cylinder
- Container Cylinders
- Accessory for Container Cylinder
- Grippers
- Rubber Material / Grip Pad

Suction
- Suction Cups
- Suction Stem
- Pad in Pad
- Air Ejector / Filter / Check Valve
- Ultra Small Part Take Out
- Vacuum Generator Unit

Cut
- Air Nipper (Small-Medium)
- Air Nipper (Large)

Frame / Module
- Jungle Gym
- Let's Joint
- Rectangular Tube
- Base Aluminum Material
- Sliding Chuck

Air Management / Sensors
- Air Management
- Sensors
- PCIO Communication Unit

Lightweight Series
- Frame / Suction / Cylinder / Pads / Manifold

Assembling Tools
- Tool / Jig

Information
- Various Products Information

Eins_CATALOG_V6_00-イントロ_EN.indd 3 2021/09/21 12:41:54

Product search by purpose

Quick Chuck Change

Item to exchange chuck in a short time



1-2 Quick Chuck Change (Manual)

- OA-SSL / OA-SSI / OA1-SA / OA1-SAI ····· 1-3
- OA2-LA / OA-LAI / Chuck Spacer (Plastic) ····· 1-4
- OA-SSL (SUS) / OA-SSI (SUS) / OC-LA / OC-LAII ····· 1-5

1-6 Tool Changer

- B / BN Type ····· 1-9
- Long Center Guide ····· 1-14
- Additional Air Expansion for A / B / BN Type ··· 1-15
- Accessory for A / B / BN Type ····· 1-16
- For Take-out Robot Option & Replacement Parts ··· 1-18
- Quick Chuck Change Automatic for Articulated Robots ··· 1-22
- Accessory for Articulated Robots ····· 1-27
- For Articulated Robots Option & Replacement Parts ··· 1-34

1-36 Automated Chuck Exchange System

- Auto Quick Chuck Change Hanger / Hanger Tool ··· 1-37
- Magnet Chuck Hanger ····· 1-39

Grip

Optimum item for extension by work gripping



2-2 Mini Cylinder

- Micro mini cylinder (UMCD) / Mini cylinder (MCD1) / Resin cylinder (MCDR) ··· 2-4
- Mini Cylinder (MCE) ····· 2-5
- Mini Cylinder H ····· 2-6
- Pipe Cylinder (MCP1) / Suction Combination Cylinder (VMCP) ····· 2-7

2-8 Accessories for Mini Cylinder

- Pads ····· 2-10
- Claws / Nut Plates ····· 2-13
- Chuck Spacers : Plastic / Aluminum ····· 2-14
- Extension Shafts / Pillow Blocks / Slide Plates ··· 2-15

2-16 Container Cylinders

- Mini Container Cylinder (Single / Double) ····· 2-17
- Container Cylinder (Double Action / Reinforced) ··· 2-18
- Container Cylinder w/ Guided (Double) ····· 2-19

2-20 Accessory for Container Cylinder

- Pads / Extension Plates / Nut Plates ····· 2-21

2-22 Grippers

- Runner Chuck E Series (Claw Superduralumin) ··· 2-28
- Runner Chuck E1 Series (Steel Claw) ····· 2-30
- Runner Chuck E1 Series (Steel L Claw Type) ··· 2-32
- Runner Chuck E1 Series (Detachable / Attachable Claw) ··· 2-33
- Runner Module / Runner Chuck Plate ····· 2-35
- Tunnel Gate Runner Chuck ····· 2-36
- Pipe Combination Chuck ····· 2-37
- Hinge Cylinder ····· 2-38
- Magnet Chucks ····· 2-39
- Parallel Chucks ····· 2-40
- Thin Parallel Hand (Double Action) ····· 2-44
- Needle Gripper ····· 2-45
- Hinge Chuck Clamp Unit (Double) ····· 2-46

2-47 Rubber Material / Grip Pad

- Rubber Pad / EP Sponge / Silicone Sponge ····· 2-47

Suction

Options for vacuum extraction



3-2 Suction Cups

- Material Properties and Recomend Uses ····· 3-3
- Standard / Screw Mount Type ····· 3-4
- Bellow / TR / TRN ····· 3-6
- W / Sponge ····· 3-7
- Suction Cups (Bellows / Flat Face / Free) / Suction Stem Covers (Mini / Small) ····· 3-8
- Accessory for Suction Cups ····· 3-9
- Suction Cups (Fluorine Bellows / Multistage Bellows) ··· 3-10
- Special Cups (Sheet Metal / Pouches) ····· 3-11
- Flat Suction Cup ····· 3-12
- Bellows Type Suction Cups 1.5-Stage ····· 3-14
- Bellows Type Suction Cups 2.5-Stage ····· 3-15
- Oval Cups ····· 3-16
- Sheet Metal Suction Cups ····· 3-17
- Suction Cups for Exchange ····· 3-18
- Vacuum Gripper ····· 3-19

3-20 Suction Stem

- Suction Stems (micro / mini / small / large) ····· 3-21
- Suction Stem with Locking Mechanism ····· 3-28
- Suction Stem Non-Rotate (Micro / Mini / Small / For ⅛ Connection / Angle Adjustment / Large) 3-29
- Suction Stem ⇔ Suction Cups Select List ····· 3-31
- Suction Stems Fixed / for Mini Cylinder ····· 3-32
- Adjuster ····· 3-33
- Suction Stem Angle Brackets ····· 3-34

3-36 Pad in Pad

- Inner Stem / Outer Stem ····· 3-36
- Inner Cup / Outer Cup / Test Kit ····· 3-37
- Pad in Pad Selection List ····· 3-38

3-40 Air Ejector / Filter / Check Valve

- Plastic Ejector Nozzles ····· 3-41
- Air Ejectors ····· 3-42
- Small Air Filters ····· 3-43
- Small Check Valves for Suction Cup ····· 3-44

3-46 Ultra Small Part Take Out

3-48 Vacuum Generator Unit

Eins_CATALOG_V6_00-イントロ_EN.indd 4 2021/09/24 13:11:25

Cut

Items for sprue, runner, gate cutting



4-2 Air Nipper (Small • Medium)

- How to Select Nipper ····· 4-2
- NW Series ····· 4-4
- Air Nipper (Small • Medium) Replacement Blades ··· 4-9
- Accessories ····· 4-10
- Air Nipper ⇔ Accessory Selection Table ····· 4-11
- Quick Mount Clip for NW ····· 4-12
- One Touch Clip for NW ····· 4-13

4-14 Air Nipper (Large)

- NT Series ····· 4-15
- NS Series / NR Series / Booster Unit ····· 4-16
- Nipper Holders / Brackets ····· 4-17
- NB Series ····· 4-18
- Sprue Cut Unit / Timing Controller ····· 4-19
- Air Nipper (Large) Replacement Blades / Accessory ··· 4-20
- Heat Air Nipper (NTH Series / NKH Series) ····· 4-22

Frame / Module

Base frame and modules



5-2 Jungle Gym

- List of Jungle Gym ····· 5-3
- Jungle Gym SS • CFRP Pipe / Resin Fixture ····· 5-8
- Pipe End Cap / SS Pipe Cutter / Clip ····· 5-9
- Jungle Gym Series Parts (Connector) ····· 5-10
- Jungle Gym Series Parts (Bracket) ····· 5-13
- Jungle Gym Series Parts (Rotation) ····· 5-19
- Jungle Gym Series Parts (Slide) ····· 5-21
- Jungle Gym Series Parts (Washer) ····· 5-24
- Jungle Gym Series Parts (Nut / Bush) ····· 5-25
- Base Frame Module ····· 5-26
- Suction Module ····· 5-30
- Gripper Module ····· 5-31
- Limit Switch Module ····· 5-33

5-34 Let's Joint

- List of Let's Joint ····· 5-35
- Base Frame Module ····· 5-38
- Suction Module ····· 5-40
- Gripper Module ····· 5-41
- Limit Switch Module ····· 5-42

5-44 Rectangular Tube

- Rectangular Tube / Pipe End Cap ····· 5-45
- Rectangular Tube Series Parts ····· 5-46

5-48 Base Aluminum Material

5-50 Sliding Chuck

Air Management / Sensors



6-2 Air Management

- Manifold ····· 6-3
- Light Weight Plastic Manifold ····· 6-4
- Fitting ····· 6-5
- Gasket / Air Coupler / Micro Coupler ····· 6-8
- Tube / Sleeve ····· 6-9
- Cable Ties / Cable Tie Mount / Tube Cutter ····· 6-10
- Regulator / Manual Air Valve Push Button / Manual Air Valve Push Slide Button ····· 6-11
- Flow Controller ····· 6-12
- Valve Joint (Quick Exhaust Valve / Finger Valve) ··· 6-13
- Mini Pressure Regulator ····· 6-14
- Bolt / Nut / Washer ····· 6-15

6-16 Sensors

- Star Sensor ····· 6-17
- Limit Switch ····· 6-18
- Limit Switch Micro / Limit Switch ····· 6-19
- Limit Switch Mounting Bracket ····· 6-20
- Auto Switch (Reed・Contactless) ····· 6-21
- Photo Sensor ····· 6-22
- Photo Area Sensor ····· 6-24
- Fiber Unit ····· 6-25
- Optical Amplifier ····· 6-26
- Proximity Sensor Runner Confirm ····· 6-30
- Multi AND Board ····· 6-32

6-34 PCIO Communication Unit

Lightweight Series

Make your tooling lighter with our resin components



7-2 Frame

- CFRP Pipe (φ 12 / φ 20) ····· 7-2
- Pipe End Cap ····· 7-2
- Resin Fixture ····· 7-2

7-3 Suction

- Resin Suction Stem (Mini / Small) ····· 7-3

7-4 Cylinder / Pads / Manifold

- Resin Cylinder ····· 7-4
- Pads (Rectangle / Curved) ····· 7-4
- Plastic Manifold ····· 7-4

Assembling Tools

Perfect item for hand assembling



8-2 Tool / Jig

- Bolt for Stem ····· 8-2
- Hex Bolt / Joint Tightening Tool / Cutting Tool / Adhesives ··· 8-3
- Wiring and Piping Tool / Measuring Tool / Adjusting Tool / Jig ··· 8-4

Eins_CATALOG_V6_00-イントロ_EN.indd 5 2021/09/21 12:42:03

Information about new product

2-4



Resin Mini Cylinder･MCDR

Order code No.	123691
TYPE	MCDR-10

2-4



Resin Mini Cylinder･MCDR

Order code No.	123692
TYPE	MCDR-20

2-7



Suction Combination Cylinder

Order code No.	211133
TYPE	VMCP-10

2-7



Suction Combination Cylinder

Order code No.	211134
TYPE	VMCP-1220

2-7



Suction Combination Cylinder

Order code No.	211135
TYPE	VMCP-30

2-7



Suction Combination Cylinder

Order code No.	211137
TYPE	VMCP-10-C

2-7



Suction Combination Cylinder

Order code No.	211138
TYPE	VMCP-20-C

2-7



Suction Combination Cylinder

Order code No.	211139
TYPE	VMCP-30-C

3-21



Resin Suction Stem (Mini)

Order code No.	211105
TYPE	VFILP-SS-5-P12

3-22



Resin Suction Stem (Mini)

Order code No.	211106
TYPE	VFILP-SS-10-P12

3-23



Resin Suction Stem (Mini)

Order code No.	211107
TYPE	VFILP-SS-20-P12

3-23



Resin Suction Stem (Mini)

Order code No.	211108
TYPE	VFILP-SS-30-P12

3-21



Resin Suction Stem (Mini)

Order code No.	211109
TYPE	VFILP-SS-5

3-22



Resin Suction Stem (Mini)

Order code No.	211110
TYPE	VFILP-SS-10

3-23



Resin Suction Stem (Mini)

Order code No.	211111
TYPE	VFILP-SS-20

3-23



Resin Suction Stem (Mini)

Order code No.	211112
TYPE	VFILP-SS-30

3-24



Resin Suction Stem (Small)

Order code No.	211092
TYPE	VFILP-S-5-P12

3-25



Resin Suction Stem (Small)

Order code No.	211093
TYPE	VFILP-S-10-P12

3-25



Resin Suction Stem (Small)

Order code No.	211094
TYPE	VFILP-S-20-P12

3-26



Resin Suction Stem (Small)

Order code No.	211095
TYPE	VFILP-S-30-P12

Eins_CATALOG_V6_00-イントロ_EN.indd 6 2021/09/21 12:42:08

Please refer to the relations pages for more information about the products.
Example) 1-7 ➡ Please refer to Page 1-7.

3-24



Resin Suction Stem (Small)

Order code No.	211097
TYPE	VFILP-S-5

3-25



Resin Suction Stem (Small)

Order code No.	211098
TYPE	VFILP-S-10

3-25



Resin Suction Stem (Small)

Order code No.	211099
TYPE	VFILP-S-20

3-26



Resin Suction Stem (Small)

Order code No.	211100
TYPE	VFILP-S-30

5-8



CFRP Pipe ϕ 12

Order code No.	023361
TYPE	CFRP 12 * 1.5 * 1500

5-8



CFRP Pipe ϕ 20

Order code No.	023362
TYPE	CFRP 20 * 1.5 * 1500

5-10



Floating Cross Connector ϕ 12

Order code No.	054346
TYPE	F-CROSS-12

5-10



Floating Cross Connector ϕ 20

Order code No.	054347
TYPE	F-CROSS-20

5-13



Floating Parallel Connector ϕ 12

Order code No.	054344
TYPE	F-PARA-12

5-13



Floating Parallel Connector ϕ 20

Order code No.	054345
TYPE	F-PARA-20

3-11



Special pad

Pads ideal for taking out soft workpieces or bag-shaped workpieces.
See **3-11** for details.

3-36



Pad in Pad

Pad in pad products were newly added.
See **3-36** for details.

8-2



Tool

Tools convenient for mounting Eins chucks
See **8-2** for details.

8-4



Jig

Jigs convenient for mounting Eins chucks
See **8-4** for details.

Eins_CATALOG_V6_00-イントロ_EN.indd 7 2021/09/21 12:42:10

Introduction of the change of sales method about [module products]

▶ The following module (set) is changed from set sale to individual item sale.

Order Code No.	Name	TYPE	Page
090155	Suction module for jungle gym (φ8)	JSM-001	5-30
090156	Suction module for jungle gym (φ8)	JSM-002	5-30
090216	Suction module for jungle gym (φ8)	JSM-003B	5-30
090158	Suction module for jungle gym (φ12)	JSM-004	5-30
090159	Suction module for jungle gym (φ12)	JSM-005	5-30
090217	Suction module for jungle gym (φ12)	JSM-006B	5-30
090218	Suction module for jungle gym (φ12)	JSM-007B	5-31
090162	Suction module for jungle gym (φ20)	JSM-008	5-31
090232	Gripper module for jungle gym (φ12)	JGM1-001	5-31
090233	Gripper module for jungle gym (φ12)	JGM1-002	5-31
090234	Gripper module for jungle gym (φ12)	JGM1-003	5-31
090235	Gripper module for jungle gym (φ12)	JGM1-004	5-31
090236	Gripper module for jungle gym (φ12)	JGM1-005	5-31
090237	Gripper module for jungle gym (φ12)	JGM1-006	5-31
090238	Gripper module for jungle gym (φ12)	JGM1-007	5-31
090239	Gripper module for jungle gym (φ12)	JGM1-009	5-31
090240	Gripper module for jungle gym (φ12)	JGM1-011	5-32
090241	Gripper module for jungle gym (φ20)	JGM1-013	5-32
090242	Gripper module for jungle gym (φ20)	JGM1-016	5-32
090243	Gripper module for jungle gym (φ20)	JGM1-017	5-32
090244	Gripper module for jungle gym (φ20)	JGM1-018	5-32
090245	Gripper module for jungle gym (φ20)	JGM1-023	5-33
090219	Limit switch module for jungle gym (φ8)	JLM-001B	5-33
090220	Limit switch module for jungle gym (φ12)	JLM-002B	5-33
090190	Limit switch module for jungle gym (φ12)	JLM-003	5-33
110569	Suction module for let's joint	LSM-001	5-40
110570	Suction module for let's joint	LSM-002	5-40
110571	Suction module for let's joint	LSM-003	5-40
110689	Suction module for let's joint	LSM-004B	5-40
110690	Suction module for let's joint	LSM-006B	5-40
110577	Gripper module for let's joint (UMCD)	LGM-002	5-41
110696	Gripper module for let's joint (MCD1)	LGM1-005	5-41
110697	Gripper module for let's joint (MCD1)	LGM1-006	5-41
110582	Gripper module for let's joint (MCD1)	LGM-007	5-41
110583	Gripper module for let's joint (MCD1)	LGM-008	5-41
110584	Gripper module for let's joint (MCD1)	LGM-009	5-41
110586	Gripper module for let's joint (MCD1)	LGM-011	5-41
110587	Gripper module for let's joint (MCD1)	LGM-012	5-41
110692	Gripper module for let's joint (MCP)	LGM1-014	5-42
110693	Gripper module for let's joint (MCP)	LGM1-015	5-42
110694	Gripper module for let's joint (MCP)	LGM1-017	5-42
110599	Limit switch module for let's joint	LLM-003	5-42

Eins_CATALOG_V6_00-イントロ_EN.indd 8 2021/09/21 12:42:10

Product update : specification change to following items

Order Code No.	Old specification		Order Code No.	Name	Specification	Detailed contents of change	Page
230076	XL0054-106	→	230116	Barbed joint	XL0054-106A	Change of head shape	1-16,27
186825	S9 (1AS-9)	→	152689	Packing	P8 NBR-70	Change of sectional diameter	1-16,27
140309	OX-RS12T-LBI	→	140378	Wireless connector 12P·tool side	OX-RS12T1-LBI	Change of inter-connector distance	1-17
140331	OXR-RS12T-20I	→	140379	Wireless connector 12P·tool side	OXR-RS12T1-20I		1-29
183948	SSGON2＊4 SI-M3 M	→	187222	Oval cup・Silicon・White	SSGON-4＊2-SI-65-M3-M	Change of hardness	3-16
183949	SSGON3.5＊7 SI-M3 M	→	187223	Oval cup・Silicon・White	SSGON-7＊3.5-SI-65-M3-M		3-16
183950	SSGON5＊15 SI-M5 M	→	187224	Oval cup・Silicon・White	SSGON-15＊5-SI-65-M5-M		3-16
183951	SSGON10＊30 SI-PT1/8 M	→	187225	Oval cup・Silicon・White	SSGON-30＊10-SI-65-PT1/8-M		3-16
183952	SSGON15＊45 SI-PT1/8 M	→	187226	Oval cup・Silicon・White	SSGON-45＊15-SI-65-PT1/8-M		3-16
183956	SSGO 2＊4 SI	→	187227	Suction Cups (Oval silicone rubber)	SSGO-4＊2-SI-65	Change of hardness	3-18
183957	SSGO 3.5＊7 SI	→	187228	Suction Cups (Oval silicone rubber)	SSGO-7＊3.5-SI-65		3-18
183958	SSGO 5＊15 SI	→	187229	Suction Cups (Oval silicone rubber)	SSGO-15＊5-SI-65		3-18
183959	SSGO 10＊30 SI	→	187230	Suction Cups (Oval silicone rubber)	SSGO-30＊10-SI-65		3-18
183960	SSGO 15＊45 SI	→	187231	Suction Cups (Oval silicone rubber)	SSGO-45＊15-SI-65		3-18
183059	STFC-4	→	042036	Small air filters	EVFL-44	Change of manufacturer	3-43
183060	STFC-6	→	042037	Small air filters	EVFL-66		3-43

Eins_CATALOG_V6_00-イントロ_EN.indd 9 2021/09/21 12:42:10

MEMO

Eins_CATALOG_V6_00-イントロ_EN.indd 10 2021/09/21 12:42:10

Quick Chuck Change











Quick Chuck Change (Manual) •••• 1-2

- OA-SSL／OA-SSI ／OA1-SA／OA1-SAI ····· 1-3
- OA2-LA／OA-LAI ／Chuck Spacer (Plastic) ····· 1-4
- OA-SSL (SUS)／OA-SSI (SUS)／OC-LA／OC-LAII ····· 1-5

Tool Changer •••••••••••••••••• 1-6

- B／BN Type ····· 1-9
- Long Center Guide ····· 1-14
- Additional Air Expansion for A／B／BN Type ····· 1-15
- Accessories for A／B／BN Type ····· 1-16
- For Take-out Robot Option&Replacement Parts ··· 1-18
- Quick Chuck Change Automatic for Articulated Robots ··· 1-22
- Accessories for Articulated Robots ····· 1-27
- For Articulated Robots Option&Replacement Parts ··· 1-34

Automated Chuck Exchange System •••• 1-36

- Auto Quick Chuck Change Hanger／Hanger Tool ··· 1-37
- Magnet Chuck Hanger ····· 1-39

Eins_CATALOG_V6_01-チャック交換_EN.indd 1 2021/09/21 17:16:19

Quick Chuck Change (Manual)

- Switch chucks merely by tightening a single screw.
- Using superduralumin material allows excellent weight reduction and superior strength.
- Interchangeable with existing OC series products.



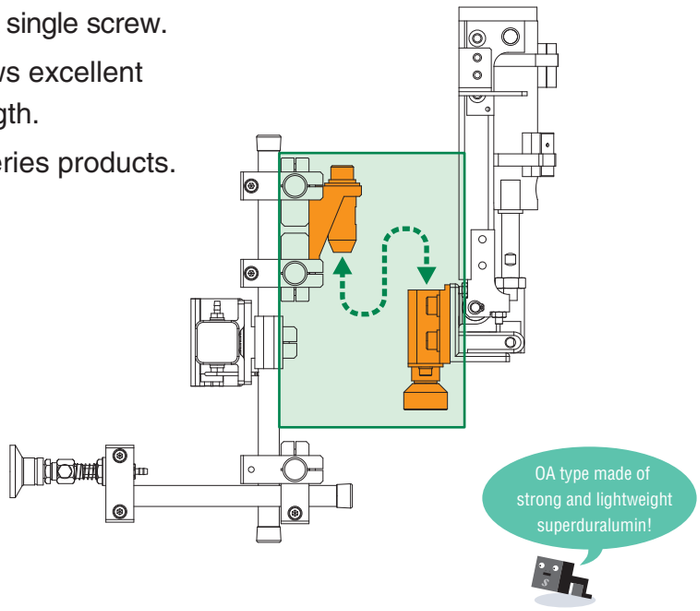

■Specification

Product name	Order code No. / TYPE	Weight (g)	Weight capacity (kg)	Injection press range (ton)	Page of details
▶ Superduralumin					
Quick chuck change (manual)	140219 OA-SSL	166	～10	40～650	1-3
	140151 OA-SSI	97			
	140290 OA1-SA	190	～15		
	140257 OA1-SAI	228			
	140291 OA2-LA	547	～35	650～1,600	1-4
	140155 OA-LAI	548			

Product name	Order code No. / TYPE	Weight (g)	Weight capacity (kg)	Injection press range (ton)	Page of details
▶ Stainless steel (SUS)					
Quick chuck change (manual)	140271 OA-SSL (SUS)	370	～10	40～650	1-5
	140272 OA-SSI (SUS)	265			
▶ Made of steel					
Bracket for Quick chuck change	140042	1,283	～35	650～1,600	1-5
	140043 OC-LAII	1,000			
▶ Plastic					
Spacer	041645 ECP-031	35	–	–	1-4

Allowable-load curve of OA-SSI, OA1-SAI, and OC-SAI (see ➡ 1-4 for comparison between OA-LAI and OC-LAII)

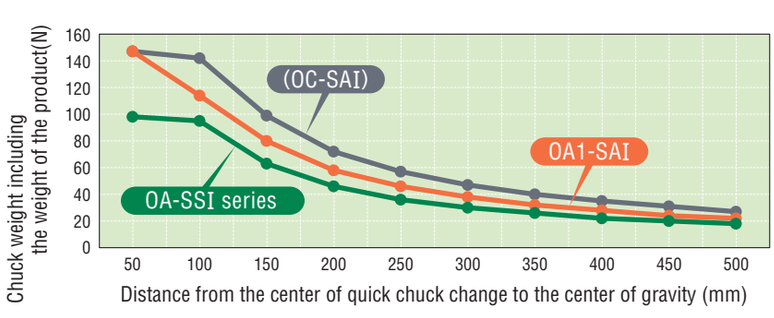

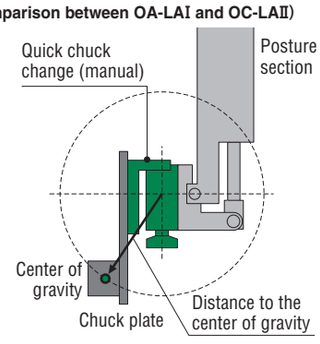

Eins_CATALOG_V6_01-チャック交換_EN.indd 2 2021/09/21 17:16:21

Quick Chuck Change (Manual, Super Duralumin)

Easy E.O.A.T exchange with only one screw.

Mounting bolt for OA-SS was extended.



Order code No.	140219
TYPE	OA-SSL

- Superduralumin
- Weight:166g
- Mounting position:robot side
- Weight capacity: ～10kg
- Thickness after connection:24mm

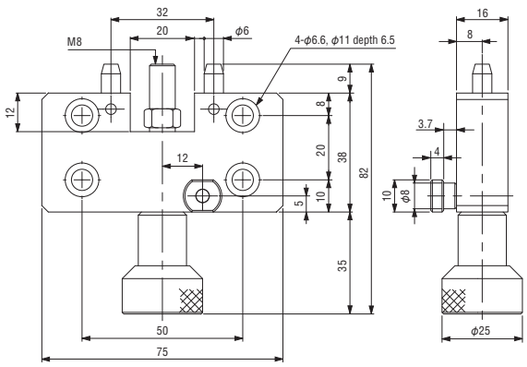

Compatible with OC type QCC for robot side.



Order code No.	140151
TYPE	OA-SSI

- Superduralumin
- Weight:97g
- Mounting position:tool side
- Weight capacity: ～10kg
- Thickness after connection:24mm

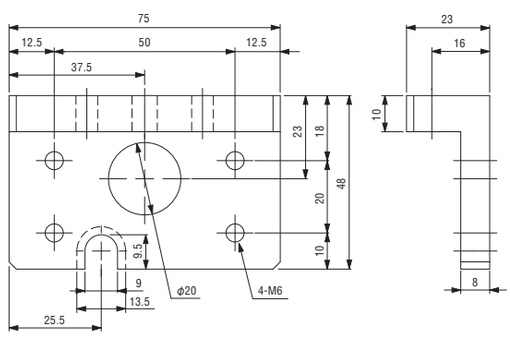

The material is popular with the aircraft industry because of its light weight and strength.



Order code No.	140290
TYPE	OA1-SA

- Superduralumin
- Weight:190g
- Mounting position:robot side
- Weight capacity: ～15kg
- Thickness after connection:33mm

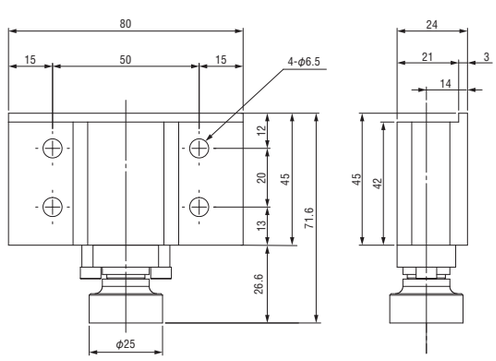

Compatible with OC type QCC for robot side.



Order code No.	140257
TYPE	OA1-SAI

- Superduralumin
- Weight:228g
- Mounting position:tool side
- Weight capacity: ～15kg
- Thickness after connection:33mm

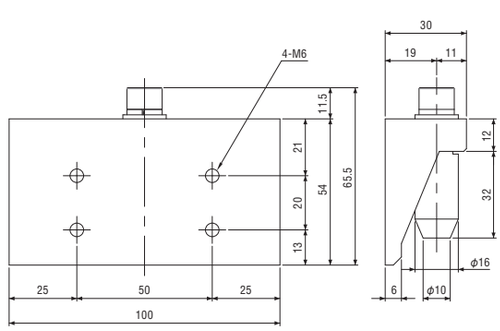

Eins_CATALOG_V6_01-チャック交換_EN.indd 3 2021/09/21 17:16:21

Quick Chuck Change (Manual, Superduralumin)／Chuck Spacer

Easy E.O.A.T exchange with only screw.

Attachable to medium-size robots.



Order code No.	140291
TYPE	OA2-LA

- Superduralumin
- Weight:547g
- Mounting position:robot side
- Weight capacity: ～35kg
- Thickness after connection:61mm

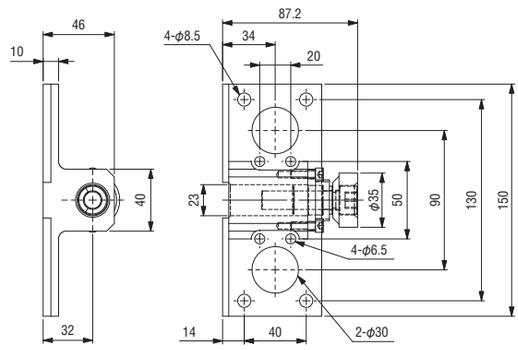



Order code No.	140155
TYPE	OA-LAI

- Superduralumin
- Weight:548g
- Mounting position:tool side
- Weight capacity: ～35kg
- Thickness after connection:61mm

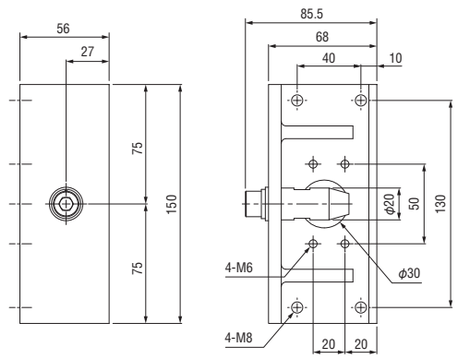

Accessories



Chuck Spacer for EOAT

Order code No.	041645
TYPE	ECP-031

- Plastic
- Weight:35g

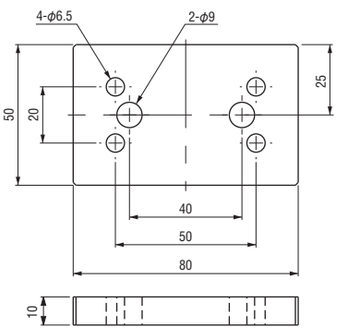



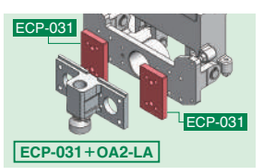

Allowable-load Curve of OA-LAI(with hole), OA-LAI, and OC-LAⅡ

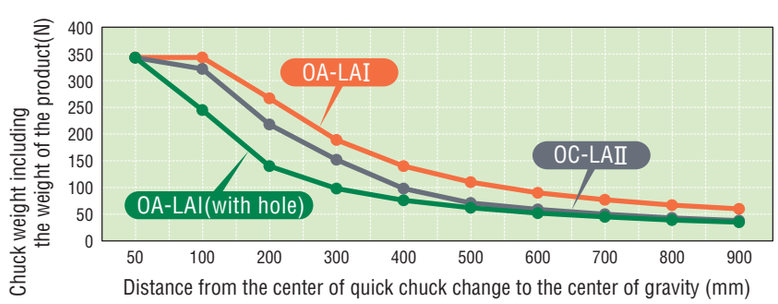

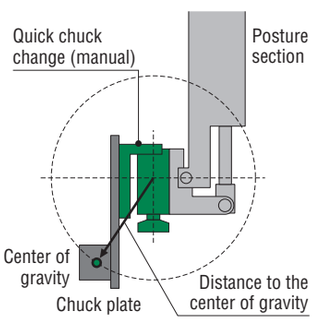

Eins_CATALOG_V6_01-チャック交換_EN.indd 4 2021/09/21 17:16:22

Quick Chuck Change（Manual,Stainless Steel／Steel)

Easy E.O.A.T exchange with only screw.

▶ Chuck plate stainless steel (SUS) can be used for food and medicinal industries.



Order code No.	140271
TYPE	OA-SSL(SUS)

- Stainless steel
- Weight:370g
- Mounting position:robot side
- Weight capacity: ～10kg
- Thickness after connection:24mm

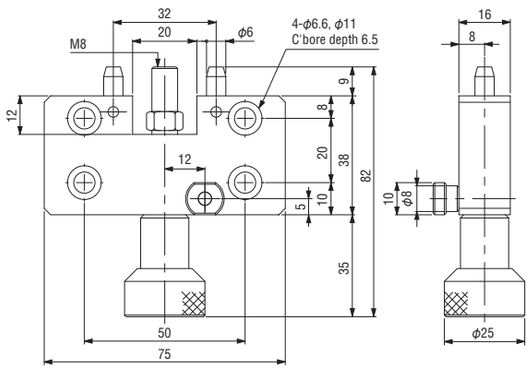



Order code No.	140272
TYPE	OA-SSI (SUS)

- Stainless steel
- Weight:265g
- Mounting position:tool side
- Weight capacity: ～10kg
- Thickness after connection:24mm

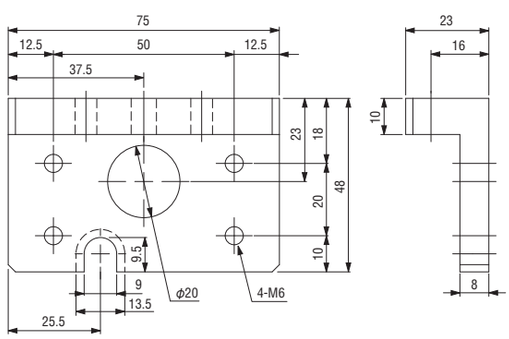



Quick chuck change (manual)

Order code No.	140042
TYPE	OC-LA

- Steel
- Weight:1,283g
- Mounting position:robot side
- Weight capacity: ～35kg
- Thickness after connection:59.5mm

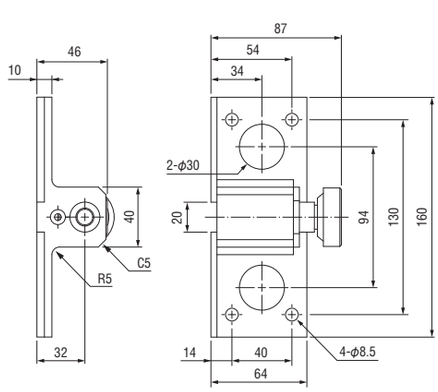



Quick chuck change (manual)

Order code No.	140043
TYPE	OC-LAⅡ

- Steel
- Weight:1,000g
- Mounting position:tool side
- Weight capacity: ～35kg
- Thickness after connection:59.5mm

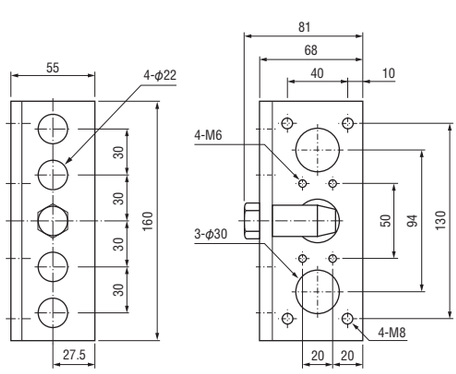

Eins_CATALOG_V6_01-チャック交換_EN.indd 5 2021/09/21 17:16:23

Patent # U.S. 7,559,265 Europe: EP 1 970 170

Tool Changer

Detachable function as well as drawing function with installation. Ball-lock-type connection allows easy attachment and detachment. With air cut-off circuit (stops air supplies with detachment) High rigidity and long operating life with superduralumin and steel.Safety-circuit mechanism. Inner hold mechanism for air stop.

A/B/BN Type

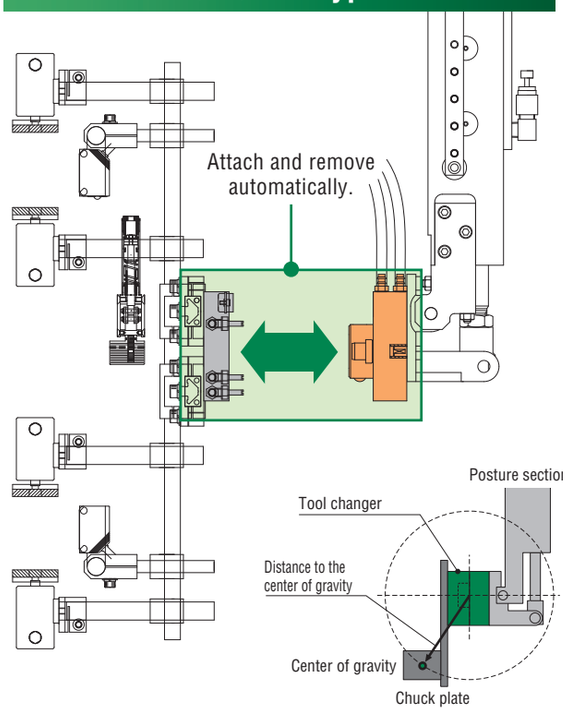

Long Center Guide

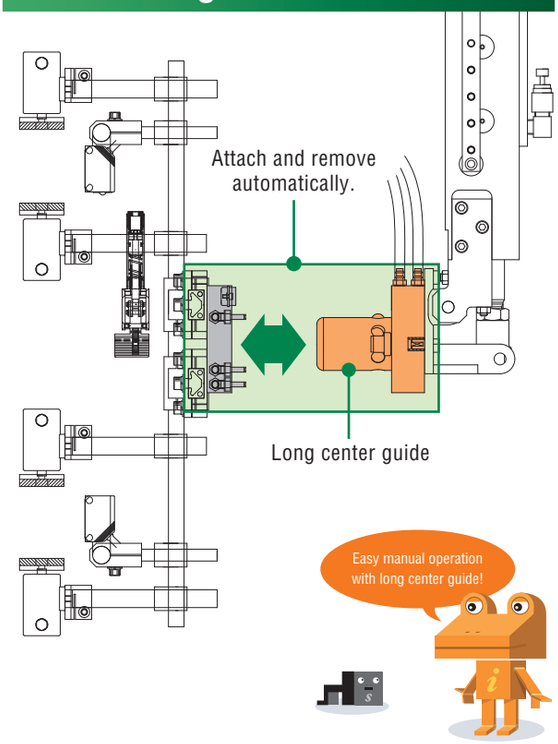

Allowable-load curve of OX-B series

OX-SSB | OX-SBS | OX-SB TYPE | OX-WSB | OX-LB | OX-WLB

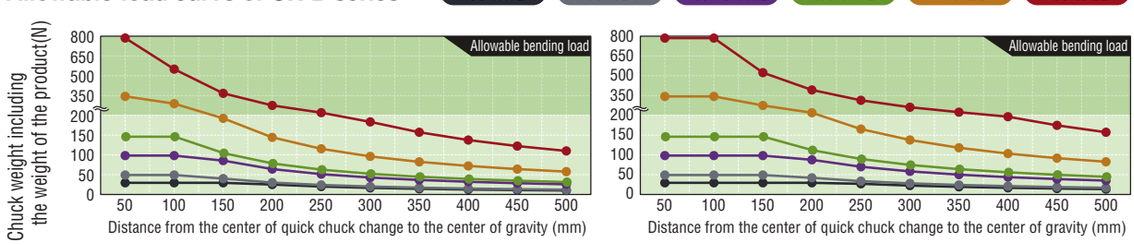

Allowable-load curve of OX-A series

OX-SA | OX-WSA | OX-LA | OX-WLA

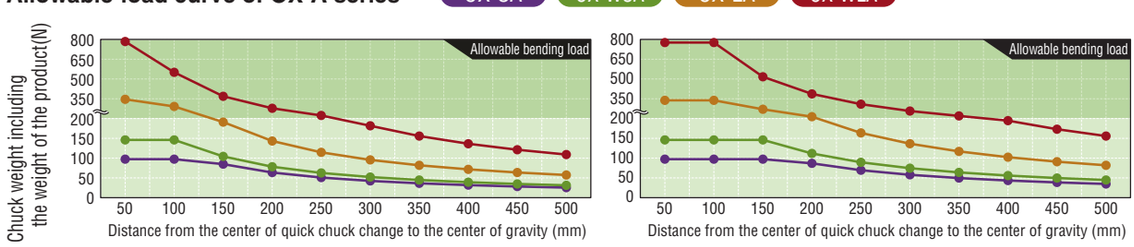

Eins_CATALOG_V6_01-チャック交換_EN.indd 6 2021/09/21 17:16:24

Description of type

OX- SB N I

- Type (size)
- Connector: N (NONE) / No (w / connector)
- Installation side: None (ROBOT SIDE) / I (TOOL SIDE)

Tool changer



You can see moving images of products by using QR code reader of your smartphone.

Specification

Product name			Order code No.	TYPE	Weight (g)	Weight capacity (kg)	Injection press range (ton)	Allowable bending moment (Nm)	Allowable torsional moment (Nm)	Power to draw(N) / Power to force(N)	Electric contact Connector shape	Piping connect	Page of details
Tool changer	B type (with connector)		140266	OX-SSB	330	～3	40～80	6.7	5.0	1500 / 480	7Pin×2 2A DC24V Max Prove connector Solder fixed type	4 port (M5)	1-9
			140268	OX-SSBI	120								
			140181	OX-SB	475	～10	80～650	17.5	12.8	1700 / 550		6 port (M5)	1-9
			140182	OX-SBI	235								
			140299	OX-WSB	845	～15	200～650	22.5	15.7	2,000 / 700		12 port (M5)	1-10
			140301	OX-WSBI	365								
			140183	OX-LB	1,290	～35	650～1,600	41.2	28.7	4,000 / 750		6 port (M5)	
			140186	OX-LBI	615								
			140274	OX-LBF	1,485						9Pin×2 2A DC24V Max D-SUB Connector Prove connector		1-11
			140273	OX-LBFI	760								
			140184	OX-WLB	2,720	～80	1,600～5,000	78.4	54.8	7,000 / 1,500		10 port (M5)	
			140187	OX-WLBI	1,385								
			140217	OX-SBY	475	～10	80～650	17.5	12.8	1,700 / 500		6 port (M5)	1-12
			140218	OX-SBYI	235								
			140275	OX-SBH	440								
			140276	OX-SBHI	245								
			140233	OX-SBS	305	～5	80～300	8.4	6.0	1,000 / 280	9Pin×1 2A DC24V Max D-SUB Connector Prove connector		1-13
			140234	OX-SBSI	122								
	B/BN type (w/o connector)		140280	OX-SSBN	318	～3	40～80	6.7	5.0	1,500 / 480	—	6 port (M5)	1-9
			140281	OX-SSBNI	108								
			140225	OX-SBN	431	～10	80～650	17.5	12.8	1,700 / 550			
			140226	OX-SBNI	197								
			140300	OX-WSBN	787	～15	200～650	22.5	15.7	2,000 / 700		12 port (M5)	1-10
			140302	OX-WSBNI	320								
			140231	OX-LBN	1,250	～35	650～1,600	41.2	28.7	4,000 / 750		6 port (M5)	
			140232	OX-LBNI	575								
			140258	OX-LBFN	1,478								1-11
			140259	OX-LBFNI	756								

Please use manual push button "PB1-E (152308), PBW1-E(152306)" for manual exchange (1-16 , 6-11).

Eins_CATALOG_V6_01-チャック交換_EN.indd 7 2021/09/21 17:16:28

Description of type OX- SB N I

- Type (size)
- Connector: N (NONE) / No (w / connector)
- Installation side: None (ROBOT SIDE) / I (TOOL SIDE)

■Specification

Product name			Order code No.	TYPE	Weight (g)	Weight capacity (kg)	Injection press range (ton)	Allowable bending moment (Nm)	Allowable torsional moment (Nm)	Power to draw(N) / Power to force(N)	Electric contact / Connector shape	Piping connect	Page of details
Tool changer	B/BN type (w/o connector)		140277	OX-WLBN	2,680	～80	1,600～5,000	78.4	54.8	7,000 / 1,500	—	10 port (M5)	1-11
			140278	OX-WLBNI	1,345								
			140229	OX-SBYN	435	～10	80～650	17.5	12.8	1,700 / 550		6 port (M5)	1-12
			140230	OX-SBYNI	195								
			140260	OX-SBHN	399								
			140261	OX-SBHNI	202								
	Long center guide (with connector)		140228	OX-LB-30	1,370	～35	650～1,600	41.2	28.7	4,000 / 750	9Pin×2 2A DC24V Max D-SUB connector Probe connector	6 port (M5)	
			140283	OX-WLB-30	2,905	～80	1,600～5,000	78.4	54.8	7,000 / 1,500	9Pin×2 2A DC24V Max D-SUB connector	10 port (M5)	
	Long center guide (w/o connector)		140345	OX-SBN-30	470	～10	80～650	17.5	12.8	1,700 / 550	—	6 port (M5)	1-14
			140279	OX-LBN-30	1,330	～35	650～1,600	41.2	28.7	4,000 / 750		6 port (M5)	
			140267	OX-WLBN-30	2,865	～80	1,600～5,000	78.4	54.8	7,000 / 1,500		10 port (M5)	

Please use manual push button "PB1-E (152308), PBW1-E(152306)" for manual exchange (1-16 , 6-11).

■Common specification

Positional reproduction Accuracy	Used air pressure	Drive piping	Acceptable electric wiring	Allowable temperature/humidity range
±0.02mm*1	0.5～0.7MPa	Clean air, piping of ϕ6 (ϕ4*2), double action type	AWG20 Max.	0℃ -55℃, 0% -95% (w/o condensation)

*1 Based on our measurement
*2 ϕ4:OX-SB series (SSB, SB, SBYSBH, SBS, SBN, SBYN, SBHN)

Features

- Original detachable mechanism (The U.S.: US7,559,265 Europe: EP 1 970 170)
- Fail-safe mechanism (Prevention of falling off)
- Air check valve

Merits

- Reduction of setup change time
- Reproducibility of mounting position
- Prevention of different piping/ wiring connection

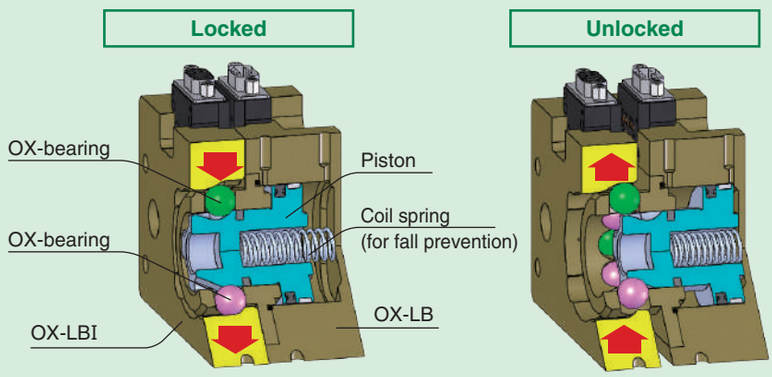

Eins_CATALOG_V6_01-チャック交換_EN.indd 8 2021/09/21 17:16:30

B/BN Type

Easy and reliable attachment and detachment.
Easy and quick attachment and detachment of air/electric signal.

Widening the adherence area reduced undesirable deflections compared with the conventional A type (1-20). And probe connector reduces loose connections caused by unintentional movement and repeated attachment and detachment. Changing the electric contact section reduces the complication of wiring with D-SUB connectors.





Order code No.	140266
TYPE	OX-SSB

- Weight:330g
- Mounting position: robot side
- Weight capacity: ～3kg
- Thickness after connection:29mm

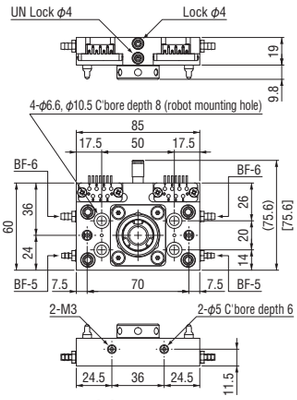

＊The value in [ ] shows the type w/o connector.

W/o connector

Order code No.	140280
TYPE	OX-SSBN



- Weight:318g
- Mounting position: robot side
- Weight capacity: ～3kg
- Thickness after connection:29mm

Order code No.	140268
TYPE	OX-SSBI

- Superduralumin
- Weight:120g
- Mounting position: tool side
- Weight capacity: ～3kg
- Thickness after connection:29mm

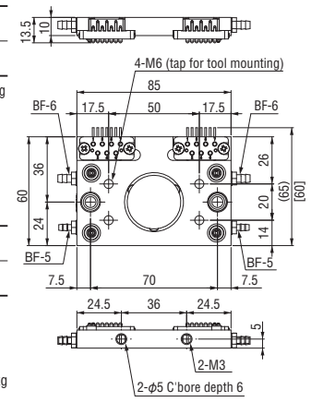

＊The value in [ ] shows the type w/o connector.

W/o connector

Order code No.	140281
TYPE	OX-SSBNI



- Superduralumin
- Weight:108g
- Mounting position: tool side
- Weight capacity: ～3kg
- Thickness after connection:29mm





Order code No.	140181
TYPE	OX-SB

- Superduralumin
- Weight:475g
- Mounting position: robot side
- Weight capacity: ～10kg
- Thickness after connection:40mm

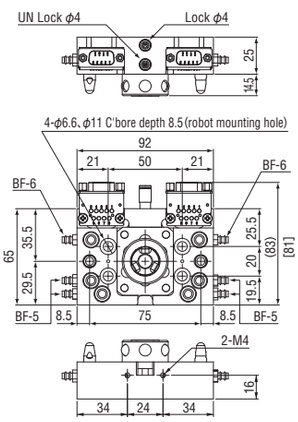

＊The value in [ ] shows the type w/o connector.

W/o connector

Order code No.	140225
TYPE	OX-SBN



- Superduralumin
- Weight:431g
- Mounting position: robot side
- Weight capacity: ～10kg
- Thickness after connection:40mm

Order code No.	140182
TYPE	OX-SBI

- Superduralumin
- Weight:235g
- Mounting position: tool side
- Weight capacity: ～10kg
- Thickness after connection:40mm
- Installable to OX-SBY

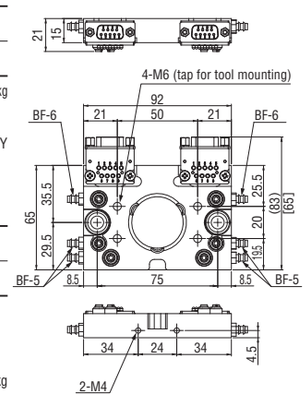

＊The value in [ ] shows the type w/o connector.

W/o connector

Order code No.	140226
TYPE	OX-SBNI



- Superduralumin
- Weight:197g
- Mounting position: tool side
- Weight capacity: ～10kg
- Thickness after connection:40mm

Eins_CATALOG_V6_01-チャック交換_EN.indd 9 2021/09/21 17:16:32

B/BN Type

▶ For middle-size robot. Load capacity 15kg specification included in the product lineup.





Order code No.	140299
TYPE	OX-WSB

- Superduralumin
- Weight:845g
- Mounting position:robot side
- Weight capacity: ～15kg
- Thickness after connection:39mm

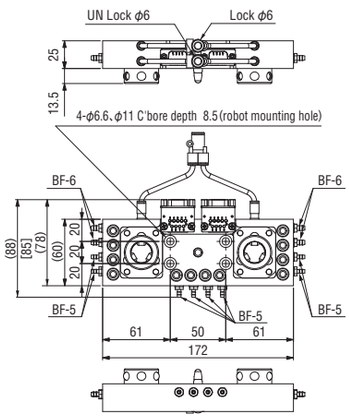

＊The value in [ ] shows the type w/o connector.

W/o connector

Order code No.	140300
TYPE	OX-WSBN



- Superduralumin
- Weight:787g
- Mounting position: robot side
- Weight capacity: ～15kg
- Thickness after connection:39mm

Order code No.	140301
TYPE	OX-WSBI

- Superduralumin
- Weight:365g
- Mounting position:tool side
- Weight capacity: ～15kg
- Thickness after connection:39mm

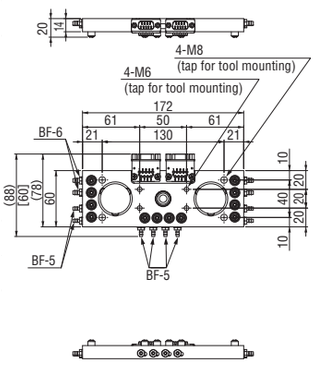

＊The value in [ ] shows the type w/o connector.

W/o connector

Order code No.	140302
TYPE	OX-WSBNI



- Superduralumin
- Weight:320g
- Mounting position: tool side
- Weight capacity: ～15kg
- Thickness after connection:39mm

＊The value in [ ] shows the type w/o connector.





Order code No.	140183
TYPE	OX-LB

- Superduralumin
- Weight:1,290g
- Mounting position:robot side
- Weight capacity: ～35kg
- Thickness after connection:60mm

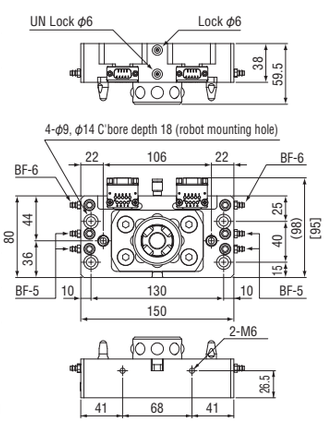

＊The value in [ ] shows the type w/o connector.

W/o connector

Order code No.	140231
TYPE	OX-LBN



- Superduralumin
- Weight:1,250g
- Mounting position: robot side
- Weight capacity: ～35kg
- Thickness after connection:60mm

Order code No.	140186
TYPE	OX-LBI

- Superduralumin
- Weight:615g
- Mounting position:tool side
- Weight capacity: ～35kg
- Thickness after connection:60mm

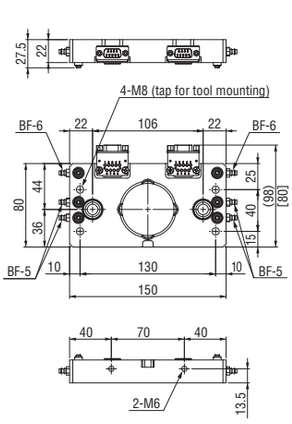

＊The value in [ ] shows the type w/o connector.

W/o connector

Order code No.	140232
TYPE	OX-LBNI



- Superduralumin
- Weight:575g
- Mounting position: tool side
- Weight capacity: ～35kg
- Thickness after connection:60mm

＊The value in [ ] shows the type w/o connector.

Eins_CATALOG_V6_01-チャック交換_EN.indd 10 2021/09/21 17:16:34

Description of type OX- LB N I

- Type (size)
- Connector: N (NONE) / No (w / connector)
- Installation side: None (ROBOT SIDE) / I (TOOL SIDE)

Superduralumin-made frame. Improved durability: steel hybrid structure of detachable and attachable section.

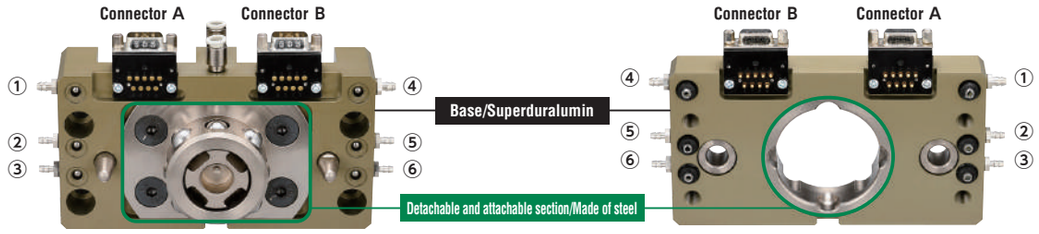

Order code No.	140274
TYPE	OX-LBF

- Weight:1,485g
- Mounting position:robot side
- Weight capacity: ～ 35kg
- Thickness after connection:60mm

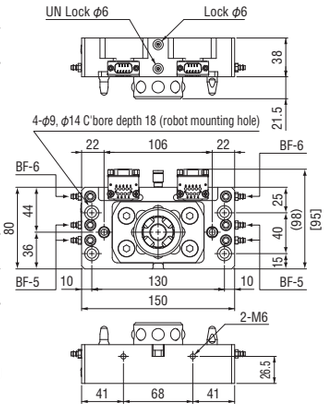

W/o connector

Order code No.	140258
TYPE	OX-LBFN



- Weight:1,478g
- Mounting position: robot side
- Weight capacity: ～35kg
- Thickness after connection:60mm

＊The value in [ ] shows the type w/o connector.

Order code No.	140273
TYPE	OX-LBFI

- Weight:760g
- Mounting position:tool side
- Weight capacity: ～ 35kg
- Thickness after connection:60mm

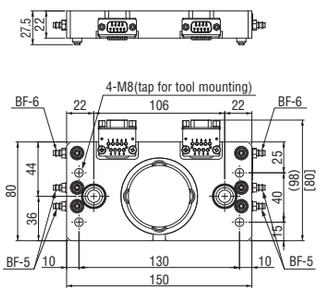

W/o connector

Order code No.	140259
TYPE	OX-LBFNI



- Weight:756g
- Mounting position: tool side
- Weight capacity: ～35kg
- Thickness after connection:60mm

＊The value in [ ] shows the type w/o connector.





Order code No.	140184
TYPE	OX-WLB

- Superduralumin
- Weight:2,720g
- Mounting position:robot side
- Weight capacity: ～ 80kg
- Thickness after connection:60mm



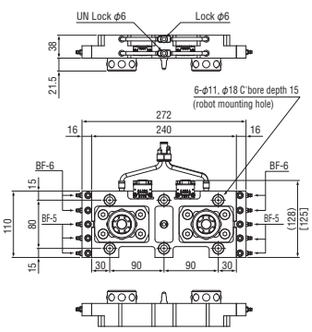

W/o connector

Order code No.	140277
TYPE	OX-WLBN

- Superduralumin
- Weight:2,680g
- Mounting position:robot side
- Weight capacity: ～ 80kg
- Thickness after connection:60mm

＊The value in [ ] shows the type w/o connector.

Order code No.	140187
TYPE	OX-WLBI

- Superduralumin
- Weight:1,385g
- Mounting position:tool side
- Weight capacity: ～ 80kg
- Thickness after connection:60mm



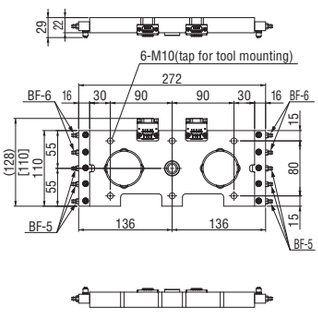

W/o connector

Order code No.	140278
TYPE	OX-WLBNI

- Superduralumin
- Weight:1,345g
- Mounting position:tool side
- Weight capacity: ～ 80kg
- Thickness after connection:60mm

＊The value in [ ] shows the type w/o connector.

Eins_CATALOG_V6_01-チャック交換_EN.indd 11 2021/09/21 17:16:36

B/BN Type

Also for installation on other manufactures robots!

Mounting pitch **27×50**



Order code No.	140217
TYPE	OX-SBY

- Superduralumin
- Weight : 475g
- Mounting position : robot side
- Weight capacity : ～10kg
- Thickness after connection : 40mm

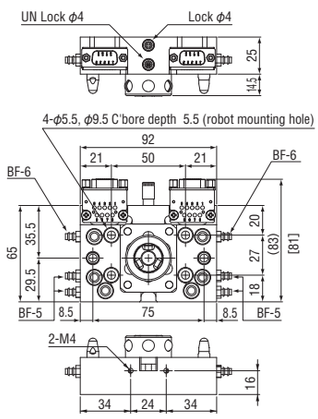

W/o connector

Order code No.	140229
TYPE	OX-SBYN



- Superduralumin
- Weight : 435g
- Mounting position : robot side
- Weight capacity : ～10kg
- Thickness after connection : 40mm

＊The value in [ ] shows the type w/o connector.

Mounting pitch **27×50**



Order code No.	140218
TYPE	OX-SBYI

- Superduralumin
- Weight : 235g
- Mounting position : tool side
- Weight capacity : ～10kg
- Thickness after connection : 40mm
- Installable to OX-SB

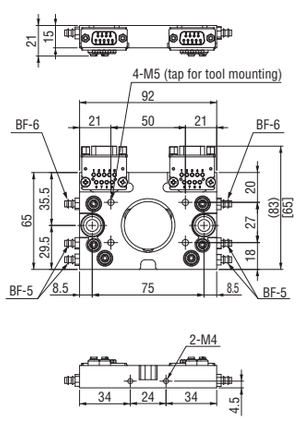

W/o connector

Order code No.	140230
TYPE	OX-SBYNI



- Superduralumin
- Weight : 195g
- Mounting position : tool side
- Weight capacity : ～10kg
- Thickness after connection : 40mm

＊The value in [ ] shows the type w/o connector.

Mounting pitch **40×70**



Order code No.	140275
TYPE	OX-SBH

- Superduralumin
- Weight : 440g
- Mounting position : robot side
- Weight capacity : ～10kg
- Thickness after connection : 40mm

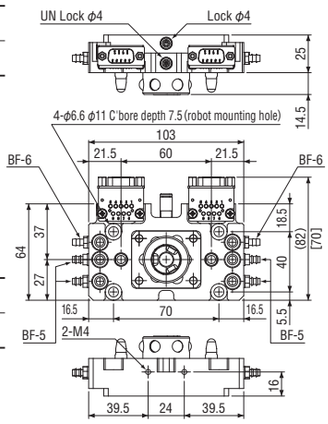

W/o connector

Order code No.	140260
TYPE	OX-SBHN



- Superduralumin
- Weight : 399g
- Mounting position : robot side
- Weight capacity : ～10kg
- Thickness after connection : 40mm

＊The value in [ ] shows the type w/o connector.

Mounting pitch **40×70**



Order code No.	140276
TYPE	OX-SBHI

- Superduralumin
- Weight : 245g
- Mounting position : tool side
- Weight capacity : ～10kg
- Thickness after connection : 40mm

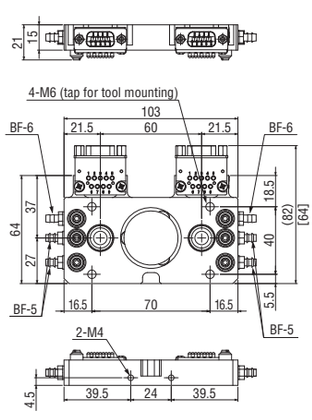

W/o connector

Order code No.	140261
TYPE	OX-SBHNI



- Superduralumin
- Weight : 202g
- Mounting position : tool side
- Weight capacity : ～10kg
- Thickness after connection : 40mm

＊The value in [ ] shows the type w/o connector.

Eins_CATALOG_V6_01-チャック交換_EN.indd 12 2021/09/21 17:16:38

Description of type OX- [SBY] [N] [I]

- Type (size): SBY
- Connector: N (NONE), No (w / connector)
- Installation side: None (ROBOT SIDE), I (TOOL SIDE)

Mounting pitch **30×26**



Order code No.	140233
TYPE	OX-SBS

- Superduralumin
- Weight : 305g
- Mounting position : robot side
- Weight capacity : ～ 5kg
- Thickness after connection : 42mm
- The connector used is OXR for articulation

➡ See 1-28

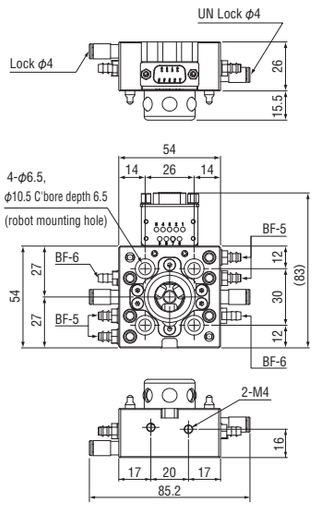

Mounting pitch **30×26**



Order code No.	140234
TYPE	OX-SBSI

- Superduralumin
- Weight : 122g
- Mounting position : tool side
- Weight capacity : ～ 5kg
- Thickness after connection : 42mm
- The connector used is OXR for articulation

➡ See 1-28

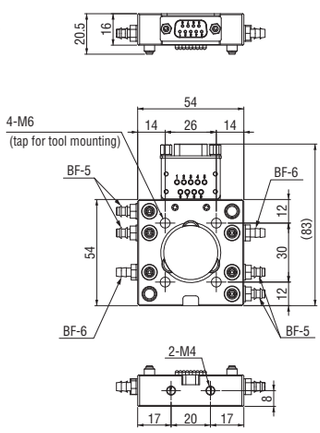

Eins_CATALOG_V6_01-チャック交換_EN.indd 13 2021/09/21 17:16:39

Long Center Guide

Easy exchange of heavy chuck plate with long center guide.

Tool changer
(Long center guide)



You can see moving images of products by using QR code reader of your smartphone.

● After assembly, the center guide projects about 30 mm from tool side.



Connected Example



W/o connector

Order code No.	140345
TYPE	OX-SBN-30

- Superduralumin
- Weight: 470g
- Mounting position: robot side
- Weight capacity: ～ 10kg
- Tools: OX-SBNI

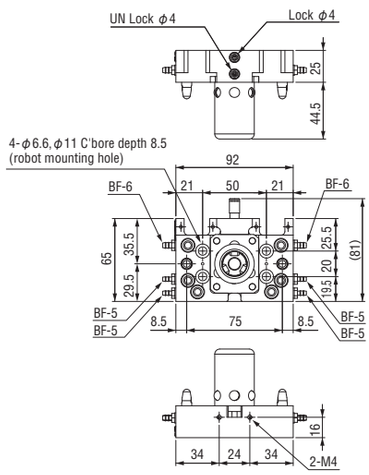



Order code No.	140228
TYPE	OX-LB-30

- Superduralumin
- Weight: 1,370g
- Mounting position: robot side
- Weight capacity: ～ 35kg
- Tools: OX-LBI

Connected Example



W/o connector

Order code No.	140279
TYPE	OX-LBN-30



- Superduralumin
- Weight: 1,330g
- Mounting position: robot side
- Weight capacity: ～ 35kg
- Tools: OX-LBNI

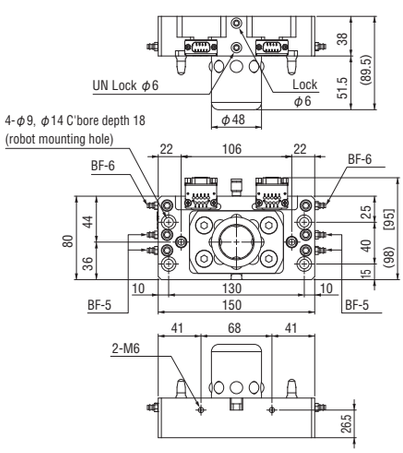

＊The value in [ ] shows the type w/o connector.



Order code No.	140283
TYPE	OX-WLB-30

- Superduralumin
- Weight: 2,905g
- Mounting position: robot side
- Weight capacity: ～ 80kg
- Tools: OX-WLBI

Connected Example



W/o connector

Order code No.	140267
TYPE	OX-WLBN-30



- Superduralumin
- Weight: 2,865g
- Mounting position: robot side
- Weight capacity: ～ 80kg
- Tools: OX-WLBNI

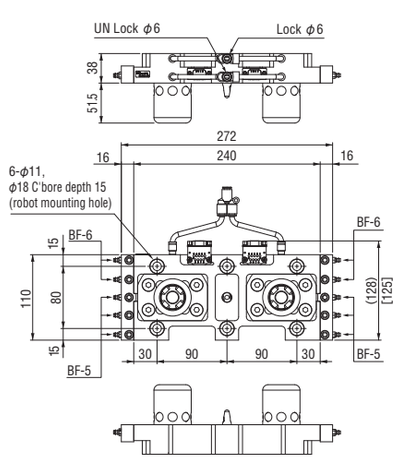

＊The value in [ ] shows the type w/o connector.

Eins_CATALOG_V6_01-チャック交換_EN.indd 14 2021/09/21 17:16:42

Additional Air Expansion

A type / B type / BN Type

OX-SB (ROBOT SIDE)



OX-SBA (ROBOT SIDE)



Connected Example



FOR OX-SSB

Order code No.	140294
TYPE	OX-SSBA

- Weight:56g
- Attachments:mounting bolt (M3)×2

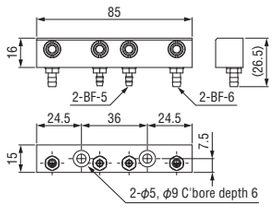

FOR OX-SSBI

Order code No.	140295
TYPE	OX-SSBIA

- Weight:33g
- Attachments:mounting bolt (M3)×2

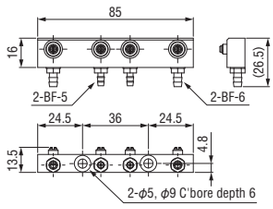

FOR OX-SA/OX-SB

Order code No.	140193
TYPE	OX-SBA

- Weight:90g
- Attachments:mounting bolt (M4)×2

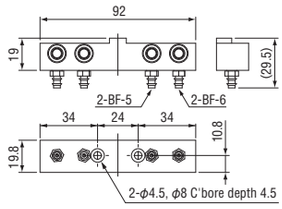

FOR OX-SAI/OX-SBI

Order code No.	140194
TYPE	OX-SBIA

- Weight:70g
- Attachments:mounting bolt (M4)×2

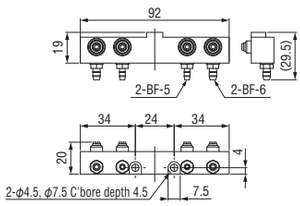

FOR OX-SA/OX-SB

Order code No.	140251
TYPE	OX-SBA1

- Weight:91g
- Air port:1/8 hole×4 . w/o check valve
- Attachments:mounting bolt (M4)×2

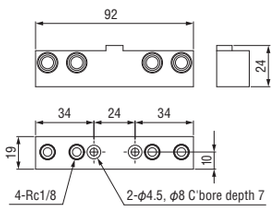

FOR OX-SAI/OX-SBI

Order code No.	140252
TYPE	OX-SBIA1

- Weight:72g
- Air port:1/8 hole×4
- Attachments:mounting bolt (M4)×2

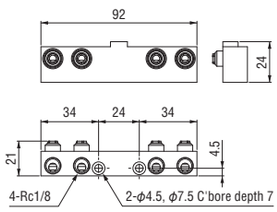

FOR X-LA/OX-LB

Order code No.	140195
TYPE	OX-LBA

- Weight:115g
- Attachments:mounting bolt (M6)×2

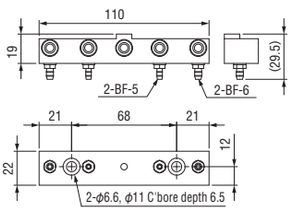

FOR OX-LAI/OX-LBI

Order code No.	140196
TYPE	OX-LBIA

- Weight:82g
- Attachments:mounting bolt (M6)×2

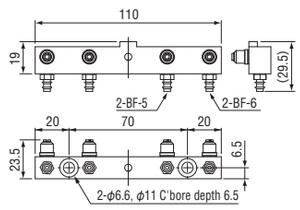

FOR OX-LA/OX-LB

Order code No.	140253
TYPE	OX-LBA1

- Weight:113g
- Air port:1/8 hole×5 . w/o check valve
- Attachments:mounting bolt (M6)×2

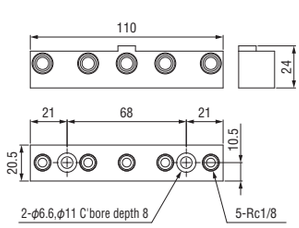

FOR OX-LAI/OX-LBI

Order code No.	140254
TYPE	OX-LBIA1

- Weight:77g
- Air port:1/8 hole×5
- Attachments:mounting bolt (M6)×2

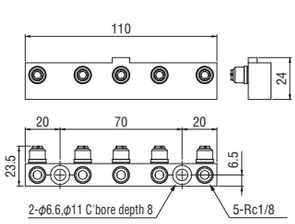

FOR OX-LA/OX-LB

Order code No.	140287
TYPE	OX-LBA3

- Weight:160g
- Air port:1/8 hole×5 . w/o check valve , hole(M5)×4
- Attachments:mounting bolt (M6)×2

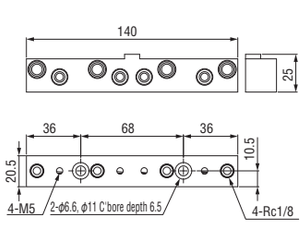

FOR OX-LAI/OX-LBI

Order code No.	140288
TYPE	OX-LBIA3

- Weight:112g
- Air port:1/8 hole×5 , hole (M5)×4
- Attachments:mounting bolt (M6)×2

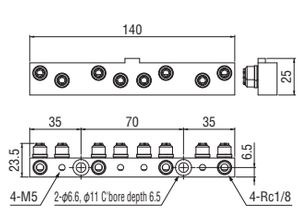

Eins_CATALOG_V6_01-チャック交換_EN.indd 15 2021/09/21 17:16:43

Accessories

A type ／ B type ／ BN Type

Remote valve for manual tool change actuation

Manual air valve push button		
	Order code No.	152308
	TYPE	PB1-E
	Weight	65g

Manual air valve push slide button		
	Order code No.	152306
	TYPE	PBW1-E
	Weight	75g

Air port accessory

Barbed joint		Tool side		
		For OX-A/B	For OX-SSB/SBS	For WSBI
	Order code No.	110623	230116	110722
	TYPE	LX0004-101	XL0054-106A	LX0181-203
	Weight	2g	1g	1g

OX-bearing ＊Material:SUSU304		Robot side	
		For OX-A/B	For OX-SSB/SBS
	Order code No.	323000	310607
	TYPE	ϕ6.35	ϕ5.5
	Weight	1g	1g

Coil spring		Robot side			
		For OX-SB/SBY/LA	For OX-LB	OX-WLB/SBH/SA/WSA/ Additional air expansion	For OX-SSB/SBS
	Order code No.	110649	185221	110619	200223
	TYPE	L00999-420	SAWANE5115	L00999-316	UR5-10
	Weight	0.2g	0.4g	0.1g	0.1g

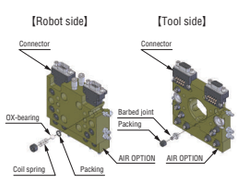

Packing ＊Material:CR (chloroprene rubber)		For OX-A/B		For OX-SSB/SBS	
		Tool side	Robot side	Tool side	Robot side
 L00999-313 XL0054-204  S6 1ASS-5	Order code No.	110551	184474	230077	271742
	TYPE	L00999-313	S6 (C00503-A00X8)	XL0054-204	1ASS-5
	Weight	0.2g	0.05g	0.1g	0.05g

Cable Accessary

D-SUB cable (OX-A type)		Robot side	Tool side	Robot side	Tool side
	Order code No.	140168	140167	140170	140169
	TYPE	OX-DS09-H	OX-DS09-I-H	OX-DS15-H	OX-DS15-I-H
	Weight	40g			
	Cable length	0.5m			
	Electric contact	9Pin		15Pin	
● Bending radius (mm):R46	Electrical wiring	Movable cable (AWG22), for UL			

D-SUB cable for OX (for OX-B)		Robot side	Robot side	Tool side	Tool side
Straight type	Order code No.	140197	140247	140202	140364
	TYPE	OX-DS09S-H	OX-DS09S-H (1.5M)	OX-DS09P-I-H	OX-DS09P-I-H (1.5M)
	Weight	60g	138g	60g	140g
	Cable length	0.5m	1.5m	0.5m	1.5m
	Electric contact	9Pin			
● Bending radius (mm):R46	Electrical wiring	Movable cable (AWG22), for UL			

D-SUB cable for OX (for OX-B)		Robot side (L)	Robot side (L)	Tool side (L)	Tool side (L)
L type	Order code No.	140203	140248	140204	140365
	TYPE	OX-DS09SL-H	OX-DS09SL-H (1.5M)	OX-DS09PL-I-H	OX-DS09PL-I-H (1.5M)
	Weight	60g	138g	60g	140g
	Cable length	0.5m	1.5m	0.5m	1.5m
	Electric contact	9Pin			
● Bending radius (mm):R46	Electrical wiring	Movable cable (AWG22), for UL			

Eins_CATALOG_V6_01-チャック交換_EN.indd 16 2021/09/21 17:16:45

Connector accessory

D-SUB connector (OX-A type)



＊Screws are not included.

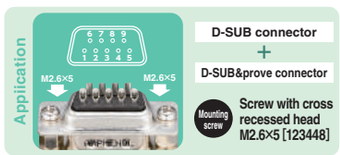

＊D-SUB connector can be mounted on cable wiring.

	Robot side	Tool side	Robot side	Tool side
Order code No.	140172	140171	140174	140173
TYPE	OX-DS09	OX-DS09-I	OX-DS15	OX-DS15-I
Weight	4g			
Electrical wiring	AWG22			
Electric contact	9Pin		15Pin	
Mounting screw size	OX-A TYPE OX-B TYPE: Screw with cross recessed head M3×6[123446]		Screw with cross recessed head M3×16 (NUT 4PCS) [123449] / M3 NUT [123301]	Screw with cross recessed head M3×10 [123447]
	D-SUB& prove connector: Screw with cross recessed head M2.6×5[123448]			

D-SUB connector (for WSB)



	Robot side	Tool side
Order code No.	140304	140305
TYPE	OX-DS15-WS	OX-DS15-I-WS
Weight	21g	13g
Electrical wiring	AWG22	
Electric contact	15Pin	
Attached screw	Bolt with Hexagon Socket M3×8	

Connector plate



＊Required to attach D-SUB connector to OX-B type. ➡ (1-20,21)



＊Required to attach D-SUB & probe connector (for OX-A/B) to OX-WSBN type.

Order code No.	140289
TYPE	OX-DS09CNP
Weight	2g
Order code No.	140303
TYPE	OX-DPS09WCNP
Weight	6g

D-SUB & prove connector (for OX-A/B)



	Robot side	Tool side
Order code No.	140324	140325
TYPE	OX-DPS09A	OX-DPS09A-I
Weight	24g	
Electrical wiring	AWG22	
Electric contact	9Pin	
Attached screw	Screw with cross recessed head M3×6 [123446]	

● Connecter drawing ➡ See (1-30)

Probe connector (OX-A/B type) solder-fix type



	Robot side	Tool side
Order code No.	140361	140360
TYPE	OX-PS15	OX-PS15-I
Weight	5g	8g
Electrical wiring	AWG22	
Electric contact	15Pin	
Attached screw	Screw with cross recessed head M3×6 [123446]	

● Connecter drawing ➡ See (1-30)

Probe connector (OX-SSB/A/B type) solder-fix type



	Robot side	Tool side
Order code No.	140286	140285
TYPE	OX-PLA-07	OX-PLA-07-I
Weight	6g	
Electrical wiring	AWG22	
Electric contact	7Pin	
Attached screw	Screw with cross recessed head M3×6 [123446]	

● Connecter drawing ➡ See (1-30)

Probe connector (OX-WSA type) solder-fix type



	Robot side	Tool side
Order code No.	140220	140221
TYPE	OX-PL09	OX-PL09-I
Weight	9g	
Electrical wiring	AWG22	
Electric contact	9Pin	
Attached screw	Screw with cross recessed head M3×16 (NUT 4PCS) [123449]	Screw with cross recessed head M3×10 [123447]

● Connecter drawing ➡ See (1-30)

Wireless connector

Can be used for the place with moisture and dust with contactless design

Wireless connector



	FOR SB ROBOT SIDE	FOR SB TOOL SIDE	FOR LB ROBOT SIDE	FOR LB TOOL SIDE
Order code No.	140306	140307	140308	140378
TYPE	OX-RS04R-SB	OX-RS04T-SBI	OX-RS12R-LB	OX-RS12T1-LBI
Weight	195g	140g	417g	290g
Drive voltage	12V±1.5VDC	—	12V±1.5VDC	—
Input and output points	4 points + 1 point	4 points	12 points + 1 point	12 points
Attached screw	Screw with cross recessed head M3×8	Screw with cross recessed head M3×8	Screw with cross recessed head M3×8	Screw with cross recessed head M3×8

＊Check the specification and precautions concerning handling. ➡ (1-32) ＊Check the drawing. ➡ (1-31)
＊OX-RS12 is basically for the tool changer with load capacity 35kg or more. ＊For protection structure IP67
＊The output type is NPN type. ＊Power supply voltage DC24V ＊Cable Length : robot side 2m tool side 1m

Eins_CATALOG_V6_01-チャック交換_EN.indd 17 2021/09/21 17:16:48

Tool changers for Take-out Robot　Option & Replacement Parts

					Tool changer																									
					Robot side	Tool side	Robot side	Tool side	Robot side	Tool side	Robot side	Tool side	Robot side	Tool side	Robot side	Tool side	Robot side	Tool side	Robot side	Tool side	Robot side	Tool side	Robot side	Tool side	Robot side	Tool side	Robot side	Tool side	Robot side	Robot side
			Order code No. (Order code No. for connectorless type is shown in ( ))		140266 (140280)	140268 (140281)	140181 (140225)	140182 (140226)	140299 (140300)	140301 (140302)	140183 (140231)	140186 (140232)	140274 (140258)	140273 (140259)	140184 (140277)	140187 (140278)	140217 (140229)	140218 (140230)	140275 (140260)	140276 (140261)	140233	140234	(140345)	140228 (140279)	140283 (140267)	
			Order code No.	TYPE	OX-SSB(N)	OX-SSB(N)I	OX-SB(N)	OX-SB(N)I	OX-WSB(N)	OX-WSB(N)I	OX-LB(N)	OX-LB(N)I	OX-LBF(N)	OX-LBF(N)I	OX-WLB(N)	OX-WLB(N)I	OX-SBY(N)	OX-SBY(N)I	OX-SBH(N)	OX-SBH(N)I	OX-SBS	OX-SBSI	OX-SBN-30	OX-LB(N)-30	OX-WLB(N)-30	
Air option	Robot side		140294	OX-SSBA	○	—	—	—	—	—	—	—	—	—	—	—	—	—	—	—	—	—	—	—	—	—	—	—	—
	Tool side		140295	OX-SSBIA	—	○	—	—	—	—	—	—	—	—	—	—	—	—	—	—	—	—	—	—	—	—	—	—	—
	Robot side		140193	OX-SBA	—	—	○	—	—	—	—	—	—	—	—	—	○	—	○	—	—	—	○	—	—	—	—	—	—	—
	Tool side		140194	OX-SBIA	—	—	—	○	—	—	—	—	—	—	—	—	—	○	—	○	—	—	—	—	—	—	—	—	—	—
	Robot side		140251	OX-SBA1	—	—	○	—	—	—	—	—	—	—	—	—	○	—	○	—	—	—	○	—	—	—	—	—	—	—
	Tool side		140252	OX-SBIA1	—	—	—	○	—	—	—	—	—	—	—	—	—	○	—	○	—	—	—	—	—	—	—	—	—	—
	Robot side		140195	OX-LBA	—	—	—	—	—	—	○	—	○	—	—	—	—	—	—	—	—	—	—	—	○	—	—	—	—	—
	Tool side		140196	OX-LBIA	—	—	—	—	—	—	—	○	—	○	—	—	—	—	—	—	—	—	—	—	—	—	—	—	—	—
	Robot side		140253	OX-LBA1	—	—	—	—	—	—	○	—	○	—	—	—	—	—	—	—	—	—	—	—	○	—	—	—	—	—
	Tool side		140254	OX-LBIA1	—	—	—	—	—	—	—	○	—	○	—	—	—	—	—	—	—	—	—	—	—	—	—	—	—	—
	Robot side		140287	OX-LBA3	—	—	—	—	—	—	○	—	○	—	—	—	—	—	—	—	—	—	—	—	○	—	—	—	—	—
	Tool side		140288	OX-LBIA3	—	—	—	—	—	—	—	○	—	○	—	—	—	—	—	—	—	—	—	—	—	—	—	—	—	—
Air port accessory	Barbed joint		110623	LX0004-101	—	—	—	○	—	—	—	○	—	○	—	○	—	○	—	○	—	—	—	—	—	—	—	—	—	—
			230116	XL0054-106A	—	○	—	—	—	—	—	—	—	—	—	—	—	—	—	—	—	○	—	—	—	—	—	—	—	—
			110722	LX0181-203	—	—	—	—	—	○	—	—	—	—	—	—	—	—	—	—	—	—	—	—	—	—	—	—	—	—
	OX-bearing		323000	ϕ6.35	—	—	○	—	○	—	○	—	○	—	○	—	○	—	○	—	—	—	○	○	○	—	—	—	—	—
			310607	ϕ5.5	○	—	—	—	—	—	—	—	—	—	—	—	—	—	—	—	○	—	—	—	—	—	—	—	—	—
	Coil spring		110649	L00999-420	—	—	○	—	○	—	—	—	—	—	—	—	○	—	—	—	—	—	○	—	—	—	—	—	—	—
			185221	SAWANE5115	—	—	—	—	—	—	○	—	○	—	—	—	—	—	—	—	—	—	—	○	—	—	—	—	—	—	—
			110619	L00999-316	—	—	—	—	—	—	—	—	—	—	○	—	—	—	○	—	—	—	—	—	○	—	—	—	—	—	○
			200223	UR5-10	○	—	—	—	—	—	—	—	—	—	—	—	—	—	—	—	○	—	—	—	—	—	—	—	—	—
	Packing (Robot side)		184474	S6(C00503-A00X8)	—	—	○	—	○	—	○	—	○	—	○	—	○	—	○	—	—	—	○	○	○	—	—	—	—	—
			271742	1ASS-5	○	—	—	—	—	—	—	—	—	—	—	—	—	—	—	—	○	—	—	—	—	—	—	—	—	—
	Packing (Tool side)		110551	L00999-313	—	—	—	○	—	○	—	○	—	○	—	○	—	○	—	○	—	—	—	—	—	—	—	—	—	—
			230077	XL0054-204	—	○	—	—	—	—	—	—	—	—	—	—	—	—	—	—	—	○	—	—	—	—	—	—	—	—
Cable accessory	Robot side		140168	OX-DS09-H	—	—	○＊1	—	○＊1	—	○＊1	—	○＊1	—	○＊1	—	○＊1	—	○＊1	—	○	—	○＊1	○＊1	○＊1	—	—	—	—	—
	Tool side		140167	OX-DS09-I-H	—	—	—	○＊1	—	○＊1	—	○＊1	—	○＊1	—	○＊1	—	○＊1	—	○＊1	—	○	—	—	—	—	—	—	—	—
	Robot side		140197	OX-DS09S-H	—	—	○＊1	—	○＊1	—	○＊1	—	○＊1	—	○＊1	—	○＊1	—	○＊1	—	○	—	○＊1	○＊1	○＊1	—	—	—	—	—
			140247	OX-DS09S-H(1.5M)	—	—	○＊1	—	○＊1	—	○＊1	—	○＊1	—	○＊1	—	○＊1	—	○＊1	—	○	—	○＊1	○＊1	○＊1	—	—	—	—	—
	Tool side		140202	OX-DS09P-I-H	—	—	—	○＊1	—	○＊1	—	○＊1	—	○＊1	—	○＊1	—	○＊1	—	○＊1	—	○	—	—	—	—	—	—	—	—
			140364	OX-DS09P-I-H(1.5M)	—	—	—	○＊1	—	○＊1	—	○＊1	—	○＊1	—	○＊1	—	○＊1	—	○＊1	—	○	—	—	—	—	—	—	—	—
	Robot side		140203	OX-DS09SL-H	—	—	○＊1	—	○＊1	—	○＊1	—	○＊1	—	○＊1	—	○＊1	—	○＊1	—	○	—	○＊1	○＊1	○＊1	—	—	—	—	—
			140248	OX-DS09SL-H(1.5M)	—	—	○＊1	—	○＊1	—	○＊1	—	○＊1	—	○＊1	—	○＊1	—	○＊1	—	○	—	○＊1	○＊1	○＊1	—	—	—	—	—
	Tool side		140204	OX-DS09PL-I-H	—	—	—	○＊1	—	○＊1	—	○＊1	—	○＊1	—	○＊1	—	○＊1	—	○＊1	—	○	—	—	—	—	—	—	—	—
			140365	OX-DS09PL-I-H(1.5M)	—	—	—	○＊1	—	○＊1	—	○＊1	—	○＊1	—	○＊1	—	○＊1	—	○＊1	—	○	—	—	—	—	—	—	—	—
Connector accessory	Robot side		140172	OX-DS09	—	—	○＊2	—	○＊2	—	○＊2	—	○＊2	—	○＊2	—	○＊2	—	○＊2	—	—	—	○＊2	○＊2	○＊2	—	—	—	—	—
	Tool side		140171	OX-DS09-I	—	—	—	○＊2	—	○＊2	—	○＊2	—	○＊2	—	○＊2	—	○＊2	—	○＊2	—	—	—	—	—	—	—	—	—	—
	Robot side		140174	OX-DS15	—	—	—	—	○＊3	—	—	—	—	—	—	—	—	—	—	—	—	—	—	—	—	—	—	—	—	—
	Tool side		140173	OX-DS15-I	—	—	—	—	—	○＊3	—	—	—	—	—	—	—	—	—	—	—	—	—	—	—	—	—	—	—	—
	Robot side		140304	OX-DS15-WS	—	—	—	—	○＊3	—	—	—	—	—	—	—	—	—	—	—	—	—	—	—	—	—	—	—	—	—
	Tool side		140305	OX-DS15-I-WS	—	—	—	—	—	○＊3	—	—	—	—	—	—	—	—	—	—	—	—	—	—	—	—	—	—	—	—
	Connector plate		140289	OX-DS09CNP	—	—	○	○	○	○	○	○	○	○	○	○	○	○	○	○	—	—	○	○	○	—	—	—	—	—
			140303	OX-DPS09WCNP	—	—	—	—	○	○	—	—	—	—	—	—	—	—	—	—	—	—	—	—	—	—	—	—	—	—
	Robot side		140324	OX-DPS09A	—	—	○	—	○＊4	—	○	—	○	—	○	—	○	—	○	—	—	—	○	○	○	—	—	—	—	—
	Tool side		140325	OX-DPS09A-I	—	—	—	○	—	○＊4	—	○	—	○	—	○	—	○	—	○	—	—	—	—	—	—	—	—	—	—
	Robot side		140361	OX-PS15	—	—	○	—	○＊4	—	○	—	○	—	○	—	○	—	○	—	—	—	○	○	○	—	—	—	—	—
	Tool side		140360	OX-PS15-I	—	—	—	○	—	○＊4	—	○	—	○	—	○	—	○	—	○	—	—	—	—	—	—	—	—	—	—
	Robot side		140286	OX-PLA-07	○	—	○	—	○＊4	—	○	—	○	—	○	—	○	—	○	—	—	—	○	○	○	—	—	—	—	—
	Tool side		140285	OX-PLA-07-I	—	○	—	○	—	○＊4	—	○	—	○	—	○	—	○	—	○	—	—	—	—	—	—	—	—	—	—
	Robot side		140190	OXR-DPS09	—	—	—	—	—	—	—	—	—	—	—	—	—	—	—	—	○	—	—	—	—	—	—	—	—	—
	Tool side		140192	OXR-DPS09-I	—	—	—	—	—	—	—	—	—	—	—	—	—	—	—	—	—	○	—	—	—	—	—	—	—	—
Wireless connector	Robot side		140306	OX-RS04R-SB	—	—	○	—	—	—	○	—	○	—	○	—	○	—	—	—	—	—	○	○	○	—	—	—	—	—
	Tool side		140307	OX-RS04T-SBI	—	—	—	○	—	—	—	○	—	○	—	○	—	○	—	—	—	—	—	—	—	—	—	—	—	—
	Robot side		140321	OXR-RS04R-10	—	—	—	—	—	—	—	—	—	—	—	—	—	—	—	—	○	—	—	—	—	—	—	—	—	—
	Tool side		140323	OXR-RS04T-10I	—	—	—	—	—	—	—	—	—	—	—	—	—	—	—	—	—	○	—	—	—	—	—	—	—	—
	Robot side		140308	OX-RS12R-LB	—	—	○＊5	—	—	—	○＊5	—	○＊5	—	○＊5	—	○＊5	—	—	—	—	—	○＊5	○＊5	○＊5	—	—	—	—	—
	Tool side		140378	OX-RS12T1-LBI	—	—	—	○＊5	—	—	—	○＊5	—	○＊5	—	○	—	○＊5	—	—	—	—	—	—	—	—	—	—	—	—

＊1　If you use a cable accessory with no connector, you will need the proper D-sub & probe connectors(★mark).
＊2　To install the D-SUB connector, use the connector plate (140289) OX-DS09CNP as a set.
＊3　The D-SUB connectors (140304) OX-DS15WS, (140305) OX-DS15-I-WS, (140174) OX-DS15, and (140173) OX-DS15-I are dedicated to the OX-WSB・WSB I type.
＊4　The connector plate (140303) OX-DPS09WCNP is required for mounting on the type without a connector.
＊5　Because of the thickness of the wireless connector, it will come out or same as the mounting surface of the tool changer, please confirm the size.

Eins_CATALOG_V6_01-チャック交換_EN.indd　18　2021/09/21　17:16:49

					AIR OPTION													
					Robot side	Tool side	Robot side	Tool side	Robot side	Tool side	Robot side	Tool side	Robot side	Tool side	Robot side	Tool side	Robot side	Tool side
				Order code No.	140294	140295	140193	140194	140251	140252	140195	140196	140253	140254	140287	140288
			Order code No.	TYPE	OX-SSBA	OX-SSBIA	OX-SBA	OX-SBIA	OX-SBA1	OX-SBIA1	OX-LBA	OX-LBIA	OX-LBA1	OX-LBIA1	OX-LBA3	OX-LBIA3 *
Air port accessory	Barbed joint		110623	LX0004-101	—	—	—	○	—	—	—	○	—	—	—	○
			230116	XL0054-106A	—	○	—	—	—	—	—	—	—	—	—	—
			110686	LX0120-202	—	—	—	—	—	○	—	—	—	○	—	○
	OX-bearing		323000	ϕ6.35	—	—	○	—	—	—	○	—	—	—	○	—
			310607	ϕ5.5	○	—	—	—	—	—	—	—	—	—	—	—
	Coil spring		110619	L00999-316	—	—	○	—	—	—	○	—	—	—	○	—
			185221	SAWANE5115	○	—	—	—	—	—	—	—	—	—	—	—
	Packing (Robot side)		184474	S6(C00503-A00X8)	—	—	○	—	—	—	○	—	—	—	○	—
			271742	1ASS-5	○	—	—	—	—	—	—	—	—	—	—	—
	Packing (Tool side)		110551	L00999-313	—	—	—	○	—	—	—	○	—	—	—	○
			230077	XL0054-204	—	○	—	—	—	—	—	—	—	—	—	—
			110687	LX0120-203	—	—	—	—	—	○	—	—	—	○	—	○

* (140288) OX-LB I A3 [for M5 port: (110623) LX0004-101+(110551) L00999-313, for M6 port: (110686) LX0120-202+(110687) LX0120-203]

OX-SSB/SSB I

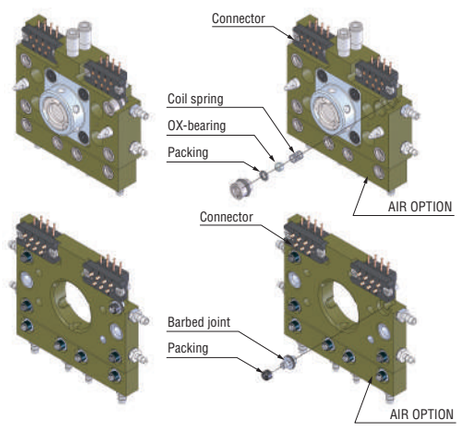

OX-SB/SB I

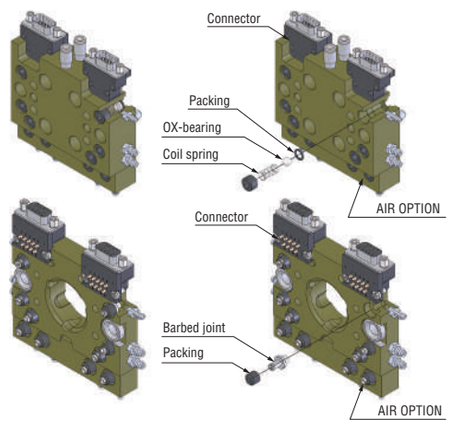

OX-WSB/WSB I

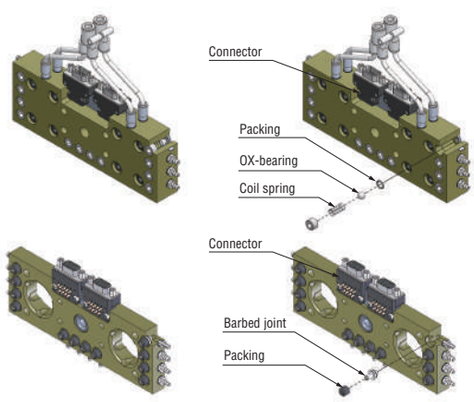

OX-WLB/WLB I

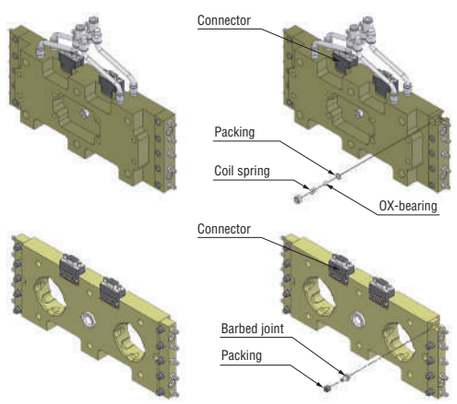

Eins_CATALOG_V6_01-チャック交換_EN.indd 19 2021/09/21 17:16:51

Substitute Product of Tool Changer（A type）

Repairing parts of tool changer（A type）

*For more information, please contact our sales office nearest you.

Piston		OX-SA (ROBOT SIDE)
	Order code No.	140249
	TYPE	OX-SAP
	Weight	94g
	Attachments PARTS	Piston set, Spring, OX-bearing,holder

Piston		For OX-LA
	Order code No.	140250
	TYPE	OX-LAP
	Weight	336g
	Attachments PARTS	Piston set, Spring, OX-bearing,holder

Substitute product of tool changerr（A type）

*For more information, please contact our sales office nearest you.

Production stopped	
Order code No.	TYPE
140156	OX-SA
140157	OX-SAI
140158	OX-LA
140159	OX-LAI
140162	OX-WSA
140163	OX-WSAI
140160	OX-WLA
140161	OX-WLAI
140164	OX-SA-30
140165	OX-LA-30
140166	OX-WLA-30

Substitute		
Order code No.	TYPE	Thickness (mm)
140225	OX-SBN	+5
140226	OX-SBNI	0
140231	OX-LBN	+9
140232	OX-LBNI	0
140300	OX-WSBN	+4.5
140302	OX-WSBNI	0
140277	OX-WLBN	+8
140278	OX-WLBNI	0
	Production stopped	—
140279	OX-LBN-30	+8
140267	OX-WLBN-30	+7.5

Subroutine product of additional air expansion for A type

*For more information, please contact our sales office nearest you.

Production stopped	
Order code No.	TYPE
110547	L00999-306 SET
110548	L00999-207 SET
110545	L00999-406 SET
110546	L00999-407 SET

Substitute	
Order code No.	TYPE
140193	OX-SBA
140194	OX-SBIA
140195	OX-LBA
140196	OX-LBIA

OX-SA (ROBOT SIDE)

A type

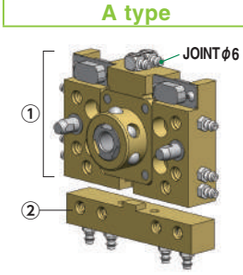

B type

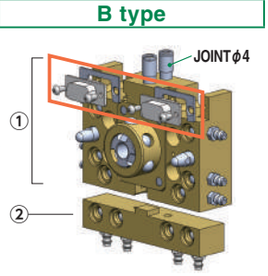

	Order code No.	TYPE	Remarks	Qty
①	140225	OX-SBN	Tool changer	1
	140289	OX-DS09CNP	Connector plate	2
	140172	OX-DS09	D-SUB connector	2
	123446	BKJ 3-6 (M3*6)	Screw with cross recessed head	4
②	140193	OX-SBA	Additional air expansion	1

*②：If not used, purchase order is not required.

OX-SAI (TOOL SIDE)

A type

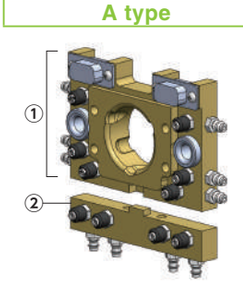

B type

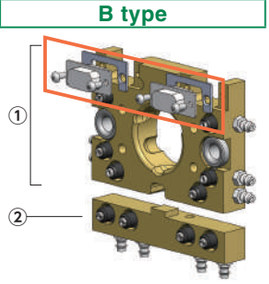

	Order code No.	TYPE	Remarks	Qty
①	140226	OX-SBNI	Tool changer	1
	140289	OX-DS09CNP	Connector plate	2
	140171	OX-DS09-I	D-SUB connector	2
	123446	BKJ 3-6 (M3*6)	Screw with cross recessed head	4
②	140194	OX-SBIA	Additional air expansion	1

*②：If not used, purchase order is not required.

Eins_CATALOG_V6_01-チャック交換_EN.indd 20 2021/09/21 17:16:51

OX-WSA (ROBOT SIDE)

A type | B type

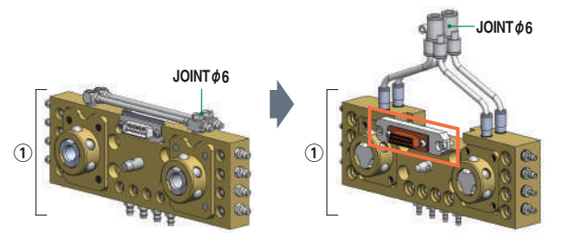

	Order code No.	TYPE	Remarks	Qty
①	140300	OX-WSBN	Tool changer	1
	140304	OX-DS15-WS	D-SUB connector	1

OX-WSAI (TOOL SIDE)

A type | B type

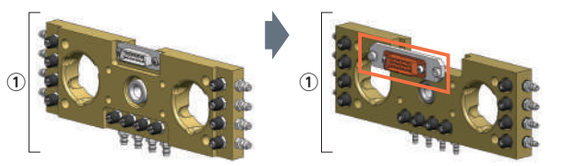

	Order code No.	TYPE	Remarks	Qty
①	140302	OX-WSBNI	Tool changer	1
	140305	OX-DS15-I-WS	D-SUB connector	1

OX-LA (ROBOT SIDE)

A type | B type

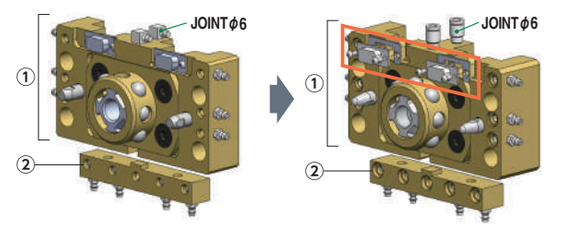

	Order code No.	TYPE	Remarks	Qty
①	140231	OX-LBN	Tool changer	1
	140289	OX-DS09CNP	Connector plate	2
	140172	OX-DS09	D-SUB connector	2
	123446	BKJ 3-6 (M3∗6)	Screw with cross recessed head	4
②	140195	OX-LBA	Additional air expansion	1

∗②：If not used, purchase order is not required.

OX-LAI (TOOL SIDE)

A type | B type

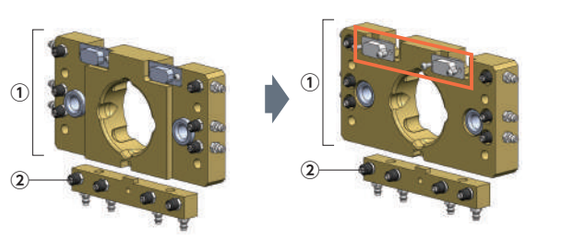

	Order code No.	TYPE	Remarks	Qty
①	140232	OX-LBNI	Tool changer	1
	140171	OX-DS09-I	D-SUB connector	2
	123446	BKJ 3-6 (M3∗6)	Screw with cross recessed head	4
②	140196	OX-LBIA	Additional air expansion	1

∗②：If not used, purchase order is not required.

OX-WLA (ROBOT SIDE)

A type | B type

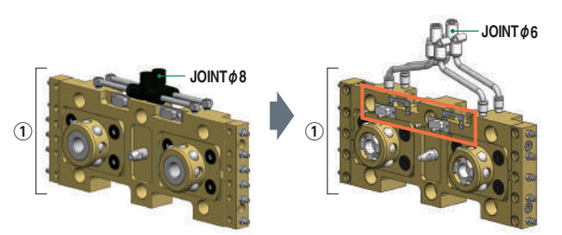

	Order code No.	TYPE	Remarks	Qty
①	140277	OX-WLBN	Tool changer	1
	140289	OX-DS09CNP	Connector plate	2
	140172	OX-DS09	D-SUB connector	2
	123446	BKJ 3-6 (M3∗6)	Screw with cross recessed head	4

OX-WLAI (TOOL SIDE)

A type | B type

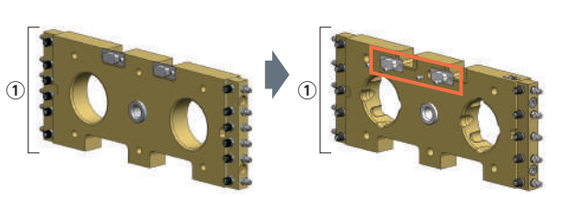

	Order code No.	TYPE	Remarks	Qty
①	140278	OX-WLBNI	Tool changer	1
	140171	OX-DS09-I	D-SUB connector	2
	123446	BKJ 3-6 (M3∗6)	Screw with cross recessed head	4

Eins_CATALOG_V6_01-チャック交換_EN.indd 21 2021/09/21 17:16:53

Quick Chuck Change Automatic for Articulated Robots

Essential tool for high performance of robot.

Tool changer
(for articulated robots)



You can see moving images of products by using QR code reader of your smartphone.

■Specification

Product name		Order code No.	TYPE	Weight (g)	Weight capacity (kg)	Power to draw (N) / Power to force (N)	Allowable bending moment (Nm)	Allowable torsional moment (Nm)	Electric contact / Connector shape	Piping connect	Page of details
Tool changer		140310	OX-005A	38	～0.5	60/50	1.7	0.9	6Pin 2A DC24V Max Connector(option)	22port (M3)	
		140315	OX-005AI	17							
		140235	OX-03A	125	～3	600/160	5.2	1.0		6port (M5)	1-23
		140236	OX-03AI	45							
		140237	OX-05A	250	～5		6.5	1.2			
		140238	OX-05AI	115							
		140262	OX-10B	199	～10	1,350/400	17.5	12.8	9Pin 2A DC24V Max Connector(option)		1-24
		140263	OX-10BI	115							
		140292	OX-20B	507	～20	2,200/420	28.0	20.0	11Pin 2A DC24V Max Connector(option)		
		140293	OX-20BI	226							
		140311	OX-35A	1225	～35	4,000/750	91.8	55.5	16Pin 2A DC24V Max Connector(option)	6port (Rc1/8)	1-25
		140316	OX-35AI	545							
		140313	OX-60A	1440	～60	6,000/(180) ＊Since there is no detachment mechanism, it will be the packing reaction force value.	185.0	225.0		8port (Rc1/8)	
		140318	OX-60AI	734							
		140312	OX-35AT	1445	～35	4,000/750	91.8	55.5		6port (Rc1/8)	1-26
		140317	OX-35ATI	535							

＊Please use manual push button "PB1-E(152308), PBW1-E(152306)" for manual exchange. ➡ 1-27 6-11

■Common specification

Positional reproduction Accuracy	Used Air pressure	Drive piping	Acceptable electric wiring	Allowable temperature/humidity range
±0.02mm*1	0.5～0.7MPa	Clean air, piping of ϕ6(ϕ4*2), double action type	AWG20 Max.	0℃-55℃, 0%-95%(w/o condensation)

*1 Based on our measurement
*2 ϕ6 : OX-35A, OX-35AT, OX-60A

Allowable-load curve

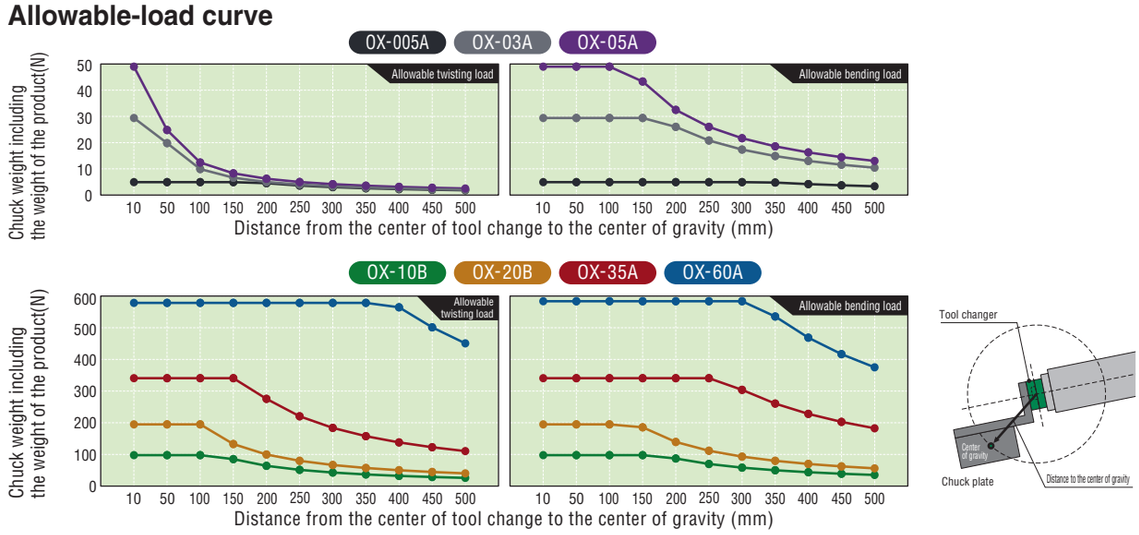

Eins_CATALOG_V6_01-チャック交換_EN.indd 22 2021/09/21 17:16:56

Description of type OX- 005 A I

- 005: Maximum weight capacity (kg)
- A: Version
- I: Installation side — None (robot side), I (Tool side)

Supports high-speed operation of parallel link robots.



Order code No.	140310
TYPE	OX-005A

- Material : Superduralumin
- Weight : 38g
- Mounting position : robot side
- Weight capacity : ～ 500g
- Thickness after connection : 27mm

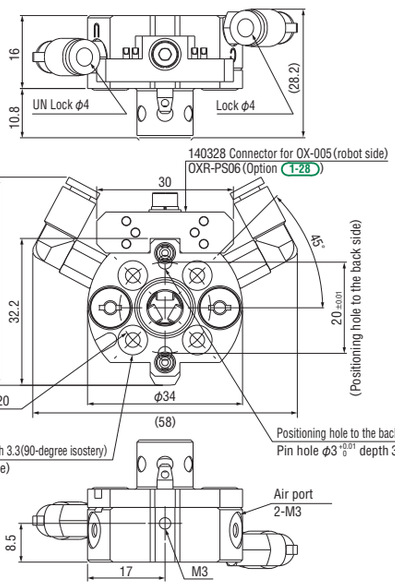



Order code No.	140315
TYPE	OX-005AI

- Material : Superduralumin
- Weight : 17g
- Mounting position : tool side
- Weight capacity : ～ 500g
- Thickness after connection : 27mm

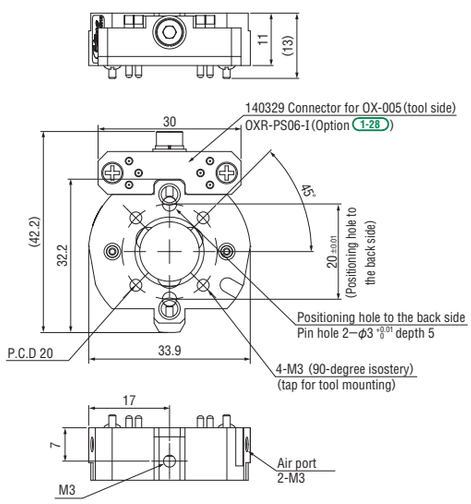

Tool changer for small-size robots. Load capacity 3kg, 5kg



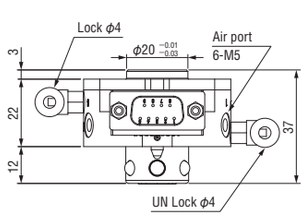

Order code No.	140235
TYPE	OX-03A

- Material : Superduralumin
- Weight : 125g
- Mounting position : robot side
- Weight capacity : ～ 3kg
- Thickness after connection : 38mm

Order code No.	140237
TYPE	OX-05A

- Material : Steel
- Weight : 250g
- Mounting position : robot side
- Weight capacity : ～ 5kg
- Thickness after connection : 38mm

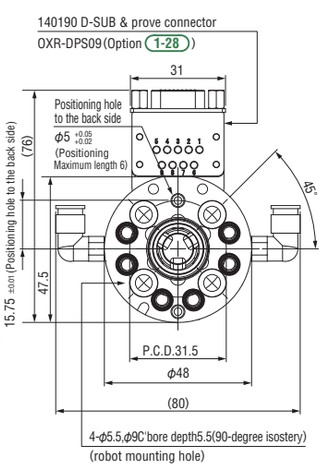



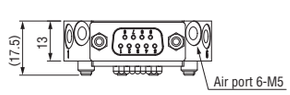

Order code No.	140236
TYPE	OX-03AI

- Material : Superduralumin
- Weight : 45g
- Mounting position : tool side
- Weight capacity : ～ 3kg
- Thickness after connection : 38mm

Order code No.	140238
TYPE	OX-05AI

- Material : Steel
- Weight : 115g
- Mounting position : tool side
- Weight capacity : ～ 5kg
- Thickness after connection : 38mm

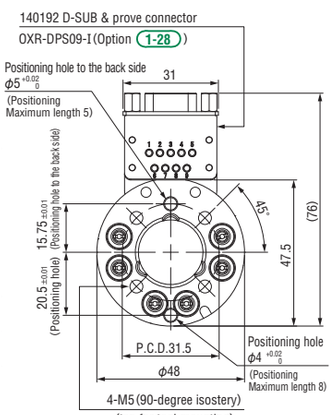

Eins_CATALOG_V6_01-チャック交換_EN.indd 23 2021/09/21 17:16:57

Quick Chuck Change Automatic for Articulated Robots

▶ Tool changer for small-size robots. Load capacity 10kg

Base/superaluminum



Detachable and attachable section/Made of steel

Order code No.	140262
TYPE	OX-10B

- Weight：199g
- Mounting position：robot side
- Weight capacity：～ 10kg
- Thickness after connection：43mm

Base/steel



Order code No.	140263
TYPE	OX-10BI

- Weight：115g
- Mounting position：tool side
- Weight capacity：～ 10kg
- Thickness after connection：43mm

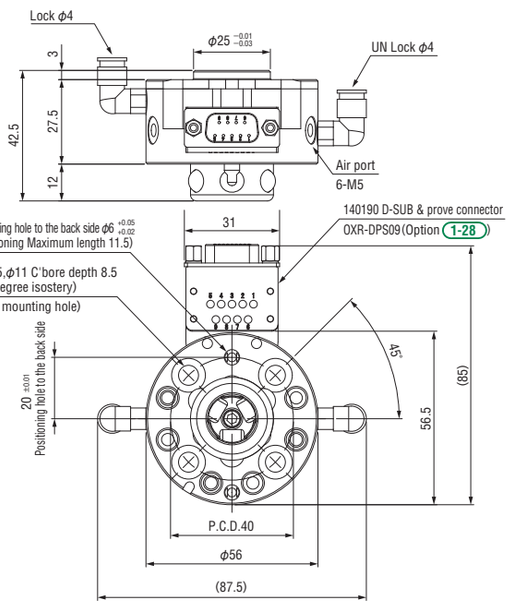

Superduralumin

back side

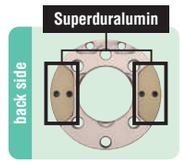

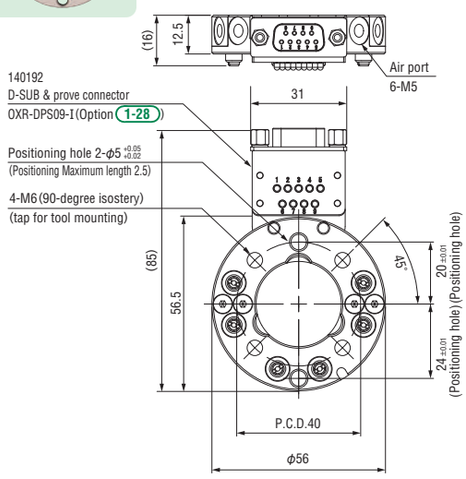

▶ Tool changer for small-size robots. Load capacity 20kg

Base/superaluminum



Detachable and attachable section/Made of steel

Order code No.	140292
TYPE	OX-20B

- Weight：507g
- Mounting position：robot side
- Weight capacity：～ 20kg
- Thickness after connection：47mm
- Compatibility with A type
- Operation check sensor of piston can be attached (OP).

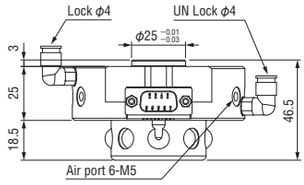

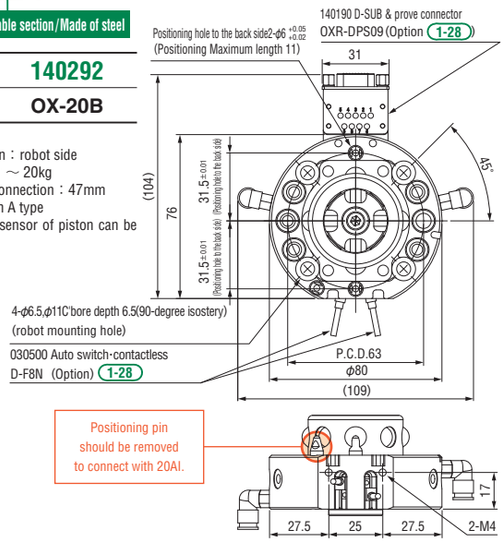

Base/superaluminum



Detachable and attachable section/Made of steel

Order code No.	140293
TYPE	OX-20BI

- Weight：226g
- Mounting position：tool side
- Weight capacity：～ 20kg
- Thickness after connection：47mm
- Compatibility with A type

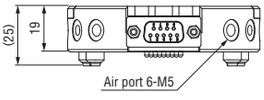

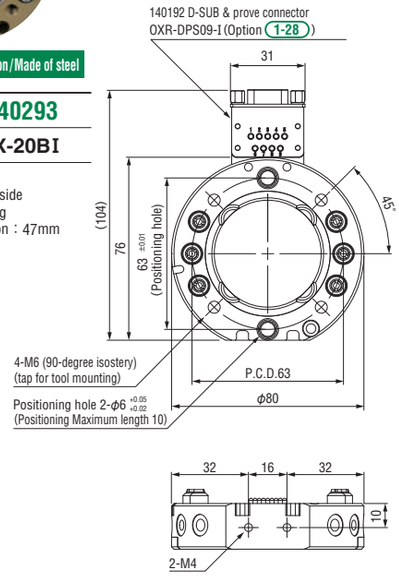

Eins_CATALOG_V6_01-チャック交換_EN.indd 24 2021/09/21 17:16:59

Description of type

OX- 35 A I

- 35: Maximum weight capacity (kg)
- A: Version
- I: Installation side — None (robot side) / I (Tool side)

For middle-size robot. Load capacity 35kg

Base/superaluminum



Order code No.	140311
TYPE	OX-35A

- Weight：1225g
- Mounting position：robot side
- Weight capacity：～35kg
- Thickness after connection：60mm

Detachable and attachable section/Made of steel

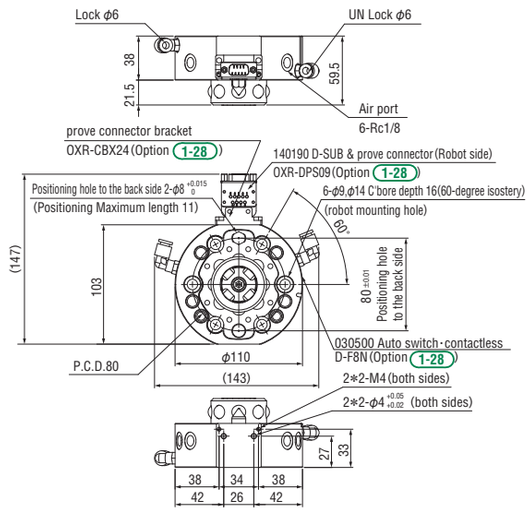

Base/superaluminum



Order code No.	140316
TYPE	OX-35AI

- Weight：545g
- Mounting position：tool side
- Weight capacity：～35kg
- Thickness after connection：60mm

Detachable and attachable section/Made of steel

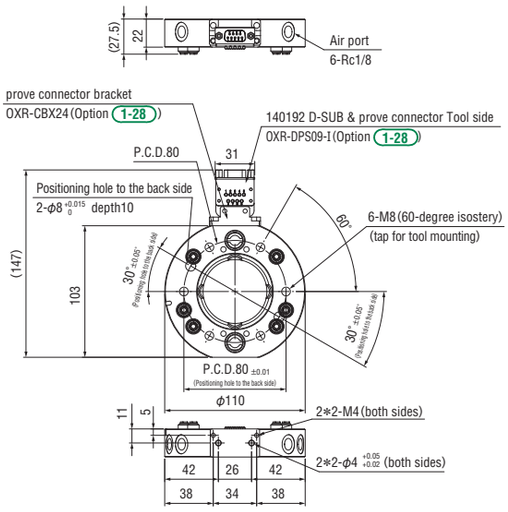

For middle-size robot. Load capacity 35kg

Base/superaluminum



Order code No.	140313
TYPE	OX-60A

- Weight：1440g
- Mounting position：robot side
- Weight capacity：～60kg
- Thickness after connection：56mm

Detachable and attachable section/Made of steel

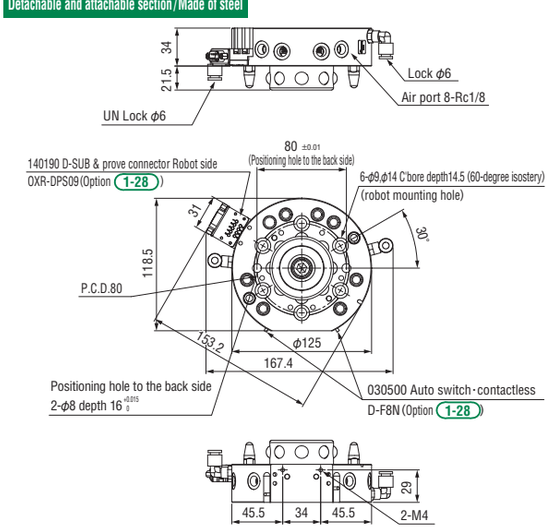

Base/superaluminum



Order code No.	140318
TYPE	OX-60AI

- Weight：734g
- Mounting position：tool side
- Weight capacity：～60kg
- Thickness after connection：56mm

Detachable and attachable section/Made of steel

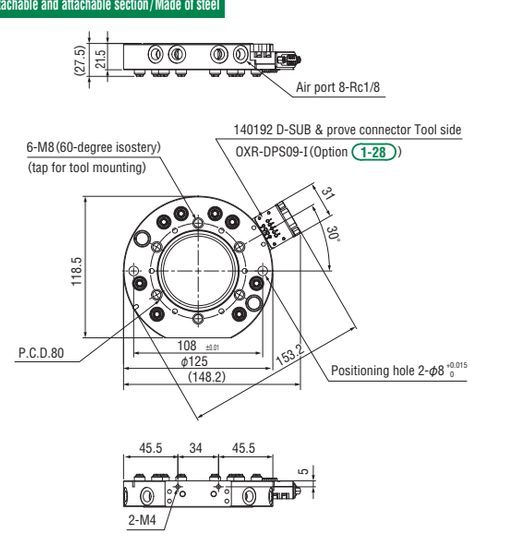

Eins_CATALOG_V6_01-チャック交換_EN.indd 25 2021/09/21 17:17:00

Quick Chuck Change Automatic for Articulated Robots

Description of type OX- 35 AT I
- 35: Maximum weight capacity (kg)
- AT: Version
- I: Installation side — None (robot side), I (Tool side)

▶ For middle-size robot. Load capacity 35kg

● The products are created after your order. Please contact our sales offices for more. information about delivery date / price.

Base/superaluminum



Detachable and attachable section/Made of steel

Order code No.	140312
TYPE	OX-35AT

- Weight：1445g
- Mounting position：robot side
- Weight capacity：～35kg
- Thickness after connection：60mm

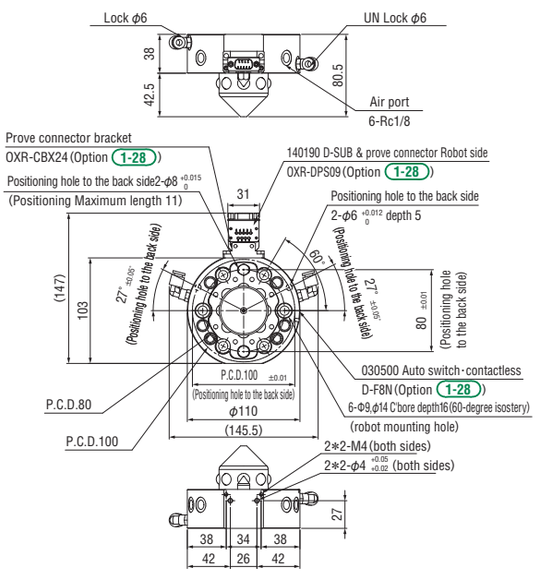

Base/superaluminum



Detachable and attachable section/Made of steel

Order code No.	140317
TYPE	OX-35ATI

- Weight：535g
- Mounting position：tool side
- Weight capacity：～35kg
- Thickness after connection：60mm

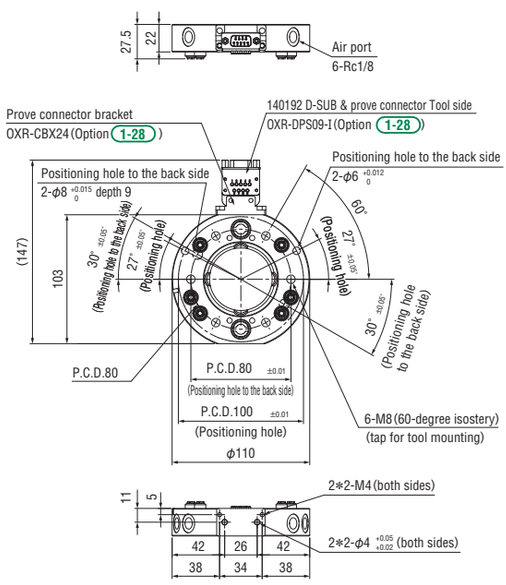

Eins_CATALOG_V6_01-チャック交換_EN.indd 26 2021/09/21 17:17:01

Accessories

Quick chuck change automatic (for articulated robots)

Remote valve for manual tool change actuation

Manual air valve push button



Order code No.	152308
TYPE	PB1-E
Weight	65g

Manual air valve push slide button



Order code No.	152306
TYPE	PBW1-E
Weight	75g

Air port accessory

■ OX-005A

Additional air expansion		For OX-005A	
		Robot side	Tool side
Tool side / Robot side	Order code No.	140326	140327
	TYPE	OX-005AA	OX-005AIA
	Weight	12g	7g

● Attachments : mounting bolt (M3×8) ×1pic

■ For OX-20B

Additional air expansion		For OX-20B	
		Robot side	Tool side
Tool side / Robot side	Order code No.	140296	140297
	TYPE	OX-20BA	OX-20BIA
	Weight	76g	57g

● Attachments : mounting bolt (M4×6) ×2pic

■ For OX-35A、60A

Additional air expansion		For OX-35/60	
		Robot side	Tool side
Tool side / Robot side	Order code No.	140342	140343
	TYPE	OX-60AA	OX-60AIA
	Weight	147g	80g

● Attachments : mounting bolt (M4×25) ×2pic

OX-005AA

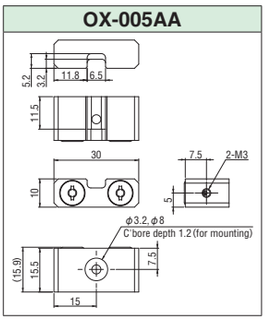

OX-005AIA

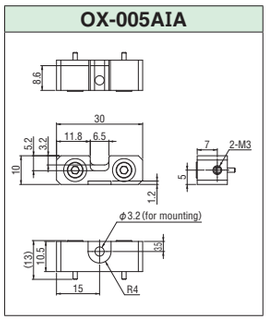

OX-20BA

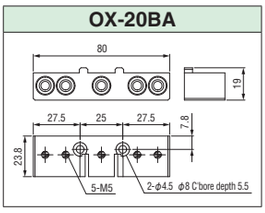

OX-20BIA

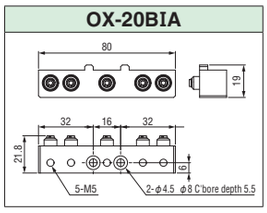

OX-60AA

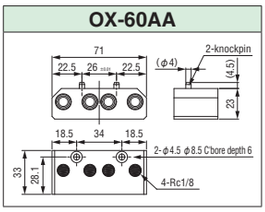

OX-60AIA

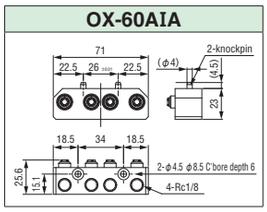

Barbed joint		Tool side		
		For OX-03/05/10	For OX-20	For OX-35/60
	Order code No.	230116	110623	110686
	TYPE	XL0054-106A	LX0004-101	LX0120-202
	Weight	1g	2g	2g

OX-bearing *Material:SUS304		Robot side			
		For OX-005	For OX-03/05/10	For OX-20	For OX-35/60
	Order code No.	382583	310607	323000	152561
	TYPE	φ3	φ5.5	φ6.35	φ10
	Weight	1g	1g	1g	3g

Coil spring		Robot side			
		For OX-005	For OX-03/05/10	For OX-20	For OX-35/60
	Order code No.	230115	200223	110649	200257
	TYPE	XL0060-106-2	UR5-10	L00999-420	UR8-15
	Weight	1g	0.1g	0.2g	1g

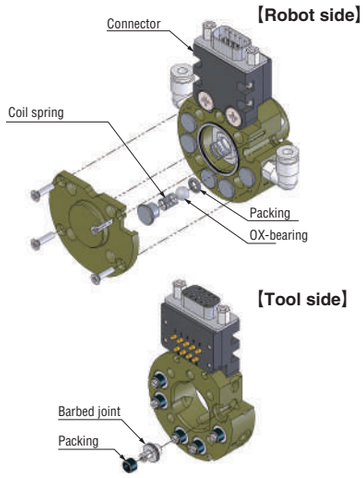

Packing		For OX-005		For OX-03/05/10		For OX-20		For OX-35/60	
		Robot side(piping)	Robot side(check valve)	Tool side	Robot side	Tool side	Robot side	Tool side	Robot side
Tool side: XL0054-204, L00999-313, LX0120-203 / Robot side: S6, 1ASS-5, P5、SS3, P8	Order code No.	152547	186738	230077	271742	110551	184474	110687	152689
	TYPE	P5 (C000002-S7)	SS3 (C03700-A0)	XL0054-204	1ASS-5	L00999-313	S6 (C00503-A00X8)	LX0120-203	P8 NBR-70
	Weight	1g	1g	0.1g	0.05g	0.2g	0.05g	1g	0.06g

Eins_CATALOG_V6_01-チャック交換_EN.indd 27 2021/09/21 17:17:03

Accessories

Connector accessory

Connector for OX-005	Robot side	Tool side
 Robot side / Tool side	Order code No.	140328	140329
	TYPE	OXR-PS06	OXR-PS06-I
	Weight	3g	
	Electric contact	6Pin	

● Connecter drawing ➡ 1-30

D-SUB & Prove connector	Robot side	Tool side
 Robot side / Tool side	Order code No.	140190	140192
	TYPE	OXR-DPS09	OXR-DPS09-I
	Weight	25g	
	Wiring spceiflcation	AWG22	
	Electric contact	9Pin	
	Attached screw	Flat head screw with cross recesse M4×10 [123515]	

● Connecter drawing ➡ 1-30

Prove connector (solder)	Robot side	Tool side
 Robot side / Tool side	Order code No.	140264	140265
	TYPE	OXR-PS16	OXR-PS16-I
	Weight	8g	11g
	Wiring spceiflcation	AWG22	
	Electric contact	16Pin	
	Attached screw	Flat head screw with cross recesse M4×10 [123515]	

● Connecter drawing ➡ 1-30

Prove connector	Robot side	Tool side
 Robot side / Tool side	Order code No.	140362	140363
	TYPE	OXR-PSH11	OXR-PSH11-I
	Weight	53g	
	Wiring spceiflcation	solder-fix type (AWG23) 500mm	
	Electric contact	11points	
	Attached screw	Flat head screw with cross recesse M4×10 [123515]	

● Connecter drawing ➡ 1-30

Prove connector bracket	
	Order code No.	140344
	TYPE	OXR-CBX24
	Weight	33g

● Accessories：positioning pin, mounting bolt

Required to attach D-SUB & probe connector to OX-35A and OX-35AI.

D-SUB connector (OX-A type)	Robot side	Tool side
 Robot side / Tool side	Order code No.	140172	140171
	TYPE	OX-DS09	OX-DS09-I
	Weight	4g	
	Wiring spceiflcation	AWG22	
	Electric contact	9Pin	

● Screws are not included.

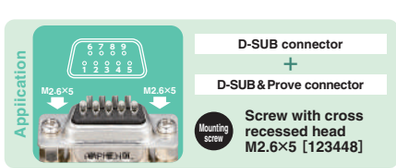

*D-SUB connector can be mounted on cable wiring.

Auto switch・contactless

Auto switch	
	Order code No.	030500
	TYPE	D-F8N
	Weight	7g

● Applied load：relay PLC ● Load voltage：DC24V
● Load electric current：5 ～ 40mA ● Wiring：➡ 6-21
● W/ indicator lamp
● Cable Length：0.5m

Eins_CATALOG_V6_01-チャック交換_EN.indd 28 2021/09/21 17:17:05

Wireless connector

Can be used for the place with moisture and dust with contactless design

Wireless connector	For 03/05 Robot side	For 03/05 Tool side	For 10/20 Robot side	For 10/20 Tool side
Order code No.	140320	140322	140321	140323
TYPE	OXR-RS04R-03	OXR-RS04T-03I	OXR-RS04R-10	OXR-RS04T-10I
Weight	176g	122g	180g	115g
Drive voltage	12V±1.5VDC	—	12V±1.5VDC	—
Input and output points	4points+1point	4points	4points+1point	4points
Attached screw	Flat head screw with cross recesse M4×14		Flat head screw with cross recesse M4×20	

For 03/05 / For 10/20



∗Check the specification and precautions concerning handling. ➡ 1-32 ∗Check the drawing. ➡ 1-31 ∗For protection structure IP67
∗The output type is NPN type. ∗Power supply voltage DC24V ∗Cable Length : robot side 2m tool side 1m

	For 20 Robot side	For 20 Tool side
Order code No.	140330	140379
TYPE	OXR-RS12R-20	OXR-RS12T1-20I
Weight	366g	260g
Drive voltage	12V±1.5VDC	—
Input and output points	12points+1point	12points
Attached screw	Flat head screw with cross recesse M4×10	

For 20 (for load capacity 20kg or more)



∗Check the specification and precautions concerning handling. ➡ 1-32 ∗Check the drawing. ➡ 1-31 ∗For protection structure IP67
∗OXR-RS12 is basically for the tool changer with load capacity 20kg or more. ∗Power supply voltage DC24V
∗Cable Length : robot side 2m tool side 1m ∗The output type is NPN type.

Cable Accessary

D-SUB cable(OX-A type)	Robot side	Tool side	Robot side	Tool side
Order code No.	140168	140167	140170	140169
TYPE	OX-DS09-H	OX-DS09-I-H	OX-DS15-H	OX-DS15-I-H
Weight	40g			
Cable length	0.5m			
Electric contact	9Pin		15Pin	
Wiring spceiflcation	Movable cable (AWG22), for UL			



● Bending radius (mm) : R46

D-SUB cable for OX(for OX-B)	Robot side		Tool side	
Order code No.	140197	140247	140202	140364
TYPE	OX-DS09S-H	OX-DS09S-H (1.5M)	OX-DS09P-I-H	OX-DS09P-I-H (1.5M)
Weight	60g	138g	60g	140g
Cable length	0.5m	1.5m	0.5m	1.5m
Electric contact	9Pin			
Wiring spceiflcation	Movable cable (AWG22), for UL			

Straight type



● Bending radius (mm) : R46

D-SUB cable for OX(for OX-B)	Robot side(L)		Tool side(L)	
Order code No.	140203	140248	140204	140365
TYPE	OX-DS09SL-H	OX-DS09SL-H (1.5M)	OX-DS09PL-I-H	OX-DS09PL-I-H (1.5M)
Weight	60g	138g	60g	140g
Cable length	0.5m	1.5m	0.5m	1.5m
Electric contact	9Pin			
Wiring spceiflcation	Movable cable (AWG22), for UL			

L type



● Bending radius (mm) : R46

Eins_CATALOG_V6_01-チャック交換_EN.indd 29 2021/09/21 17:17:06

Drawing of Probe connector

For Take-out Robot ➔1-17

OX-DPS09A

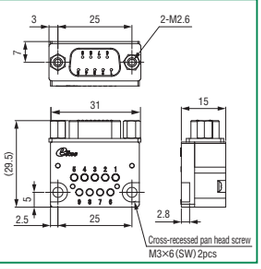

OX-DPS09A-I

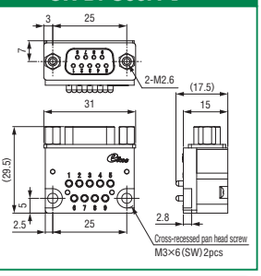

OX-PS15

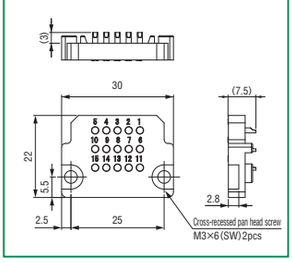

OX-PS15-I

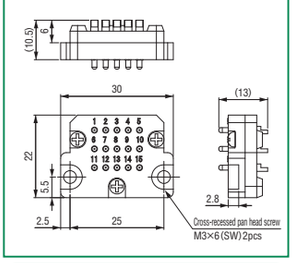

OX-PLA-07

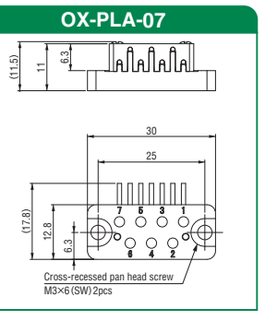

OX-PLA-07-I

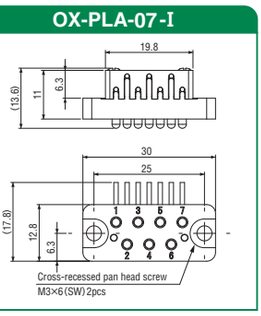

OX-PL09

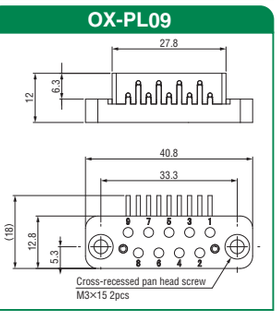

OX-PL09-I

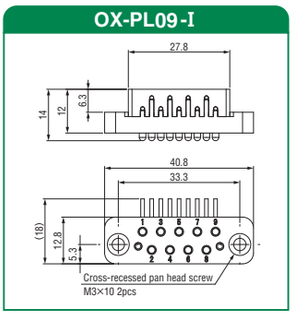

For Articulated Robots ➔1-28

OXR-PS06

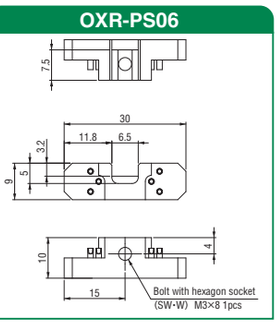

OXR-PS06-I

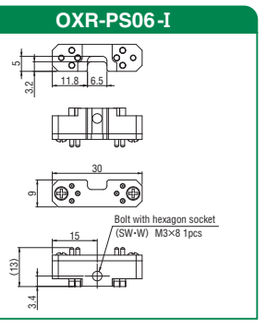

OXR-DPS09

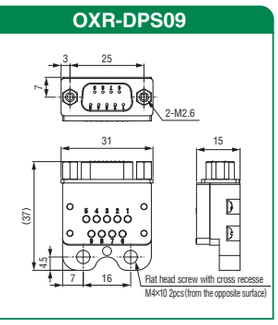

OXR-DPS09-I

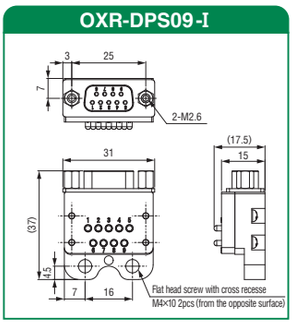

OXR-PSH11

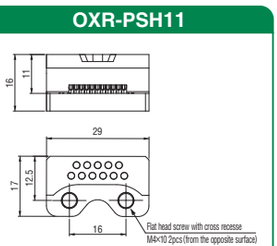

OXR-PSH11-I

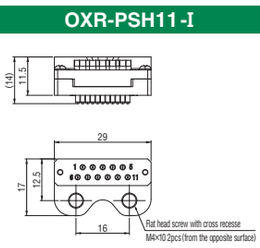

OXR-PS16

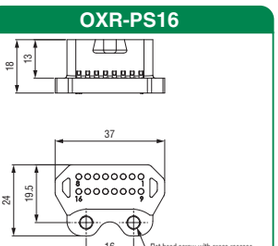

OXR-PS16-I

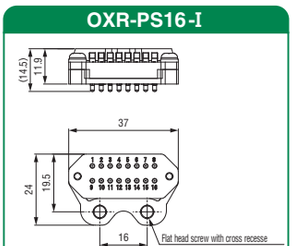

OXR-CBX24

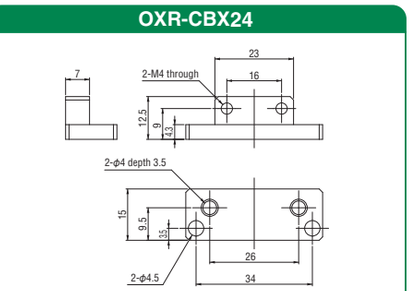

Eins_CATALOG_V6_01-チャック交換_EN.indd 30 2021/09/21 17:17:08

Drawing of wireless connector

For Take-out Robot 1-17

OX-RS04R-SB

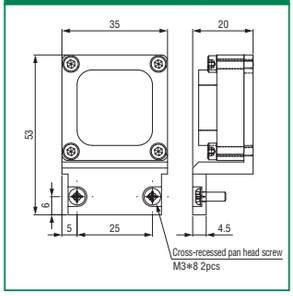

OX-RS04T-SBI

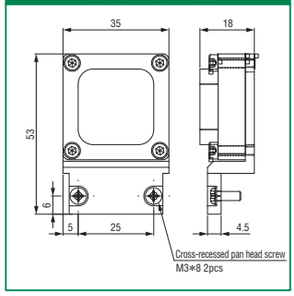

OX-RS12R-LB

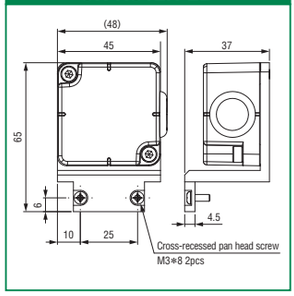

OX-RS12T1-LBI

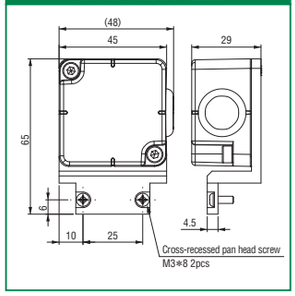

For Articulated Robots 1-29

OXR-RS04R-03

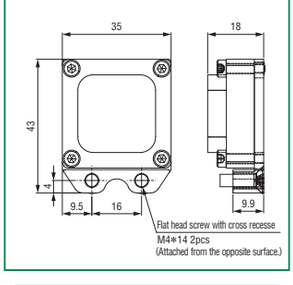

OXR-RS04T-03I

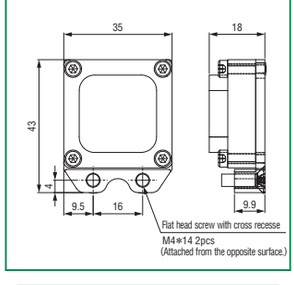

OXR-RS04R-10

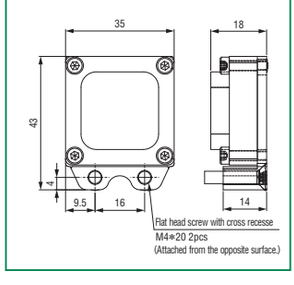

OXR-RS04T-10I

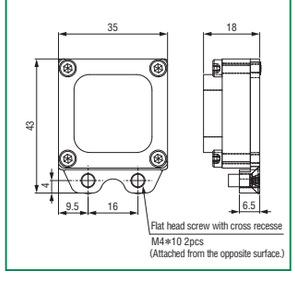

OXR-RS12R-20

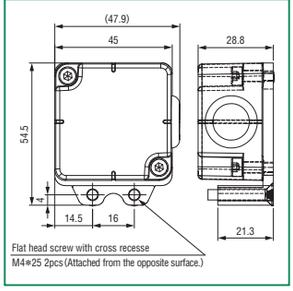

OXR-RS12T1-20I

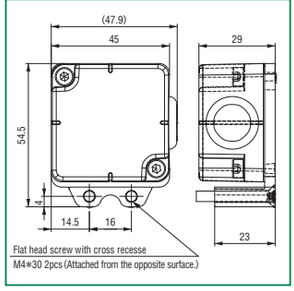

■OXR-RS04 series Wiring diagram (NPN)

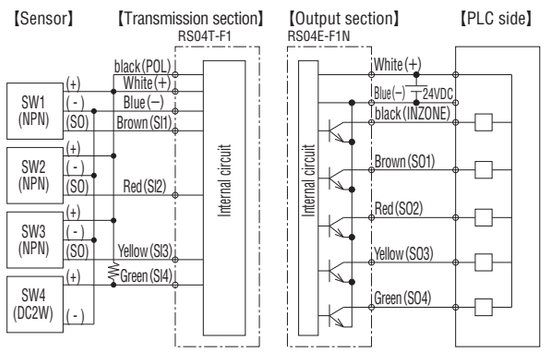

∗SW4 in the above figure is a wiring example of a DC 2-wire sensor(wire a resistor of about 1 to 2 KΩ).
A DC 3-wire sensor can also be used.

■OXR-RS12 series Wiring diagram (NPN)

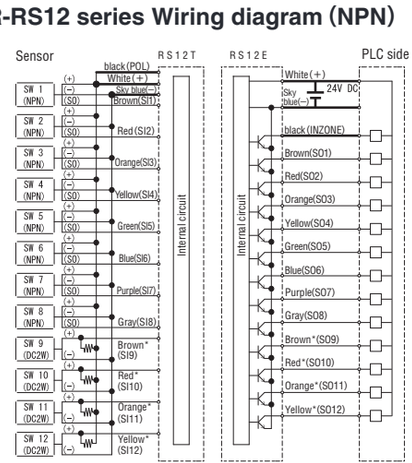

∗SW9 to 12 in the above figure are wiring examples of the DC 2-wire sensor(wire the resistance to about 1 to 2 KΩ).
∗The green*, blue*, and purple* cables of RS12E and RS12T are unused.

Eins_CATALOG_V6_01-チャック交換_EN.indd 31 2021/09/21 17:17:10

Wireless connector specification and precautions concerning handling

● See 1-17 and 1-29 for more information about wireless connector.



Cautions in installation (Please be sure to read before use.)

Please read this manual well to gain a thorough understanding of the contents to make safe and proper operation.

- Make installation / maintenance / measures at the failure after you turn off the power.
- Please use constant voltage power supply such as switching power supply.
  (Malfunction may occur if you use the power with ripple of more than the rated value such as full wave rectifying power.)
- Carry out wiring of each unit properly according to the wiring diagram.
- Carry out wiring of cable well away from power line and high voltage apparatus to prevent malfunction caused by induction noise.
- Be careful not splash organic solvent and such liquid on case and transmission face if they are made of resin (ABS or ABS +PBT).
- Be careful not splash water and cutting water on the cable end (wiring section).
  (Liquid penetration from cable core to the main body may cause problems such as short circuit and corrosion.)
- Install the output section not always faced with metal. Metal section may be overheated or internal element may be damaged.

4 contact specification

Specification

TYPE	Tool side OXR-RS04T-_ _I	
Sensor	Direct current three-wire sensor	
Drive voltage	12V±1.5V DC	
No. of input signals	4 points	
Drive voltage	≦30mA	≦60mA
Transmission distance	0...3mm	0...2mm
Allowable axis misalignment	±2mm	±1mm
Ambient temperature	0...+50℃	
Protection structure	IP67	
Connection cable	PUR φ 6.3 7x0.259mm²	
Material	ABS	
Weight	Main body 25g + Cable 60g/m	

TYPE NPN output	Robot side OXR-RS04R-_ _
Power supply voltage	24V DC±10% (ripple included)
Current consumption	≦ 200mA
No. of input signals	4 points + 1 point
Load electric current	≦ 50mA/1 Output
LED display	Status (green), in-zone (orange)
Circuit protection	Short-circuit protection, reverse connection protection surge protection
Ambient temperature	0...+50℃
Protection structure	IP67
Connection cable	PUR φ 6.3 7x0.259mm²
Material	ABS
Weight	Main body 25g + Cable 60g/m

*Total current consumption value of each sensor should be less than the drive current value to use two or more sensors for detection.
*Decrease the number of connected sensors if the actual value exceeds the drive current value.

Allowed sensors

Power supply voltage	12V DC
Total consumption current	≦60mA
Residual voltage	≦3.5V
Load electric current	—

Use the sensor properly operates under the condition of above list.

Transmission area drawing

(Example : power supply voltage 24V / metal not imbedded)

OXR-RS04R-_ _ / OXR-RS04T-_ _I

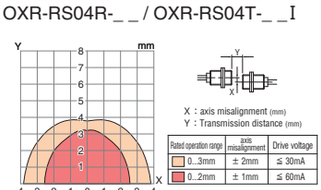

12 contact specification

Specification

TYPE	Tool side OXR-RS12T-_ _I	
Sensor	Direct current three-wire sensor	
Drive voltage	12V±1.5V DC	
No. of input signals	12 points	
Drive voltage	≦230mA	
Transmission distance	2...5mm	
Allowable axis misalignment	±3mm	
Ambient temperature	0...+50℃	
Protection structure	IP67	
Connection cable	PUR φ 8.6 2×0.5mm²+13×0.18mm²	
Material	ABS	
Weight	Main body 75g + Cable 105g/m	

TYPE NPN output	Robot side OXR-RS12R-_ _
Power supply voltage	24V DC±10% (ripple included)
Current consumption	≦ 600mA
No. of output signals	12+1(status)
Load electric current	≦ 50mA/1 出力
LED display	Status (green), Output (orange)
Allowable axis misalignment	Short-circuit protection, reverse connection protection surge protection
Ambient temperature	0...+50℃
Protection structure	IP67
Connection cable	PUR φ 8.6 2×0.5mm²+13×0.18mm²
Material	ABS
Weight	Main body 80g + Cable 105g/m

*Total current consumption value of each sensor should be less than the drive current value to use two or more sensors for detection.
*Decrease the number of connected sensors if the actual value exceeds the drive current value.

Allowed sensors

Power supply voltage	12V DC
Total consumption current	≦230mA
Residual voltage	≦3.5V
Load electric current	—

Use the sensor properly operates under the condition of above list.

Transmission area drawing

(Example : power supply voltage 24V / metal not imbedded)

OXR-RS12R-_ _ / OXR-RS12T-_ _I

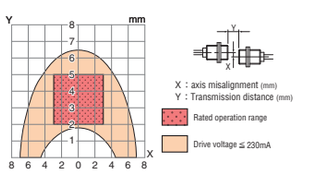

Eins_CATALOG_V6_01-チャック交換_EN.indd 32 2021/09/21 17:17:11

Cautions when using tool changer

- Tool clamp / unclamp will cause tool pull and push. Please watch out for pinch point fingers / hands.
- To prevent equipment troubles, use clean air that has been dried through a dryer or mist separator and is free of oil. For the compressor, replace the hydraulic oil specified by each manufacturer at specified intervals. Inappropriate hydraulic oil may damage air equipment such as packing due to oil mixed in the air.
- Do not use the clamp / unclamp of tool changer rather than air supply of 0.5 to 0.7 MPa. There is a risk of damaging the tool changer mechanism and surrounding devices.
- When not using for prolong periods, please remove tool from robot.
- When restarting from the state that the air is not supplied, please make sure that the air is supplied to the clamp side , then start confirm air supply port.
- When assembling the tool changer to the robot or the hand, please fasten the surface so that there is no gap between the mounting surfaces where there are fixing holes and screw.
- We do not take any responsibility for any faults arising in the combination with improper product.



- If the robot side piston is repeatedly clamped / unclamped with the tool side of the tool changer disconnected, it may interfere with the clamping with the tool side, so please stop. If the piston is misaligned, align the △ mark.
- When using the air port for vacuum line, please remove the check valve on the robot side.
- If you would like restore the air port that is used for vacuum line, please assemble with the check valve parts coil spring, stainless ball and packing
- Please note that if the plug is tightened too much, it cannot be clamped normally and may come off.
- Before you start the operation of the assembled equipment, please do the safety-check to confirm the bolts and other parts are not loosen. Do not exceed the allowable value (moment torque) load of the product when using It may not only affects the function and life span of the product, but also causes an unexpected accident. Not only does it affect the function and life of the product, it can also cause unexpected accidents.
- As to the installment of the additional air option, please adjust the concave part of the main body and the convex part of the additional air option, and make it parallel to the connecting surface with the other side.
- If the electrical connector is installed, please make sure the electrical power is OFF during the tool changer clamp / unclamp process. If it is operated with power is on, the front of the probe pin will erode, and poor contact or melt may happen.
- Never connect the electrical power tool changer itself. It might cause electrical shock which lead to the product damage. There is a risk of electric shock and the product may be damaged due to a short circuit.
- It shall not be used in any of the following locations
  - Locations with ambient temperature lower than 0°C or higher than 55°C
  - Locations with liquid, dripping water, water vapor
  - Locations with humidity is more than 95% or condensation
  - Locations with corrosive gases
  - Locations with metal, carbon or spatter conductive dust
  - Locations with a strong electric field magnetic field

Reference Piping connection diagram

With two-position single

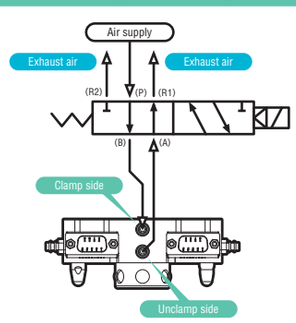

With two-position double

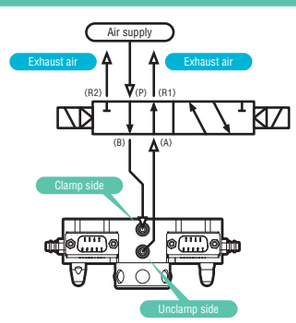

Eins_CATALOG_V6_01-チャック交換_EN.indd 33 2021/09/21 17:17:12

Tool Changer for Articulated Robots Option & Replacement Parts

					Tool changer																	
					Robot side	Tool side	Robot side	Tool side	Robot side	Tool side	Robot side	Tool side	Robot side	Tool side	Robot side	Tool side	Robot side	Tool side	Robot side	Tool side	Robot side	Tool side
			Order code No.		140310	140315	140235	140236	140237	140238	140262	140263	140292	140293	140311	140316	140313	140318	140312	140317
			Order code No.	TYPE	OX-005A	OX-005AI	OX-03A	OX-03AI	OX-05A	OX-05AI	OX-10B	OX-10BI	OX-20B	OX-20BI	OX-35A	OX-35AI	OX-60A	OX-60AI	OX-35AT	OX-35ATI
Air Option	Robot side		140326	OX-005AA	○	—	—	—	—	—	—	—	—	—	—	—	—	—	—	—
	Tool side		140327	OX-005AIA	—	○	—	—	—	—	—	—	—	—	—	—	—	—	—	—
	Robot side		140296	OX-20BA	—	—	—	—	—	—	—	—	○	—	—	—	—	—	—	—
	Tool side		140297	OX-20BIA	—	—	—	—	—	—	—	—	—	○	—	—	—	—	—	—
	Robot side		140342	OX-60AA	—	—	—	—	—	—	—	—	—	—	○	—	○	—	○	—
	Tool side		140343	OX-60AIA	—	—	—	—	—	—	—	—	—	—	—	○	—	○	—	○
Air port accessory	Barbed joint		230116	XL0054-106A	—	—	—	○	—	○	—	○	—	—	—	—	—	—	—	—
			110623	LX0004-101	—	—	—	—	—	—	—	—	—	○	—	—	—	—	—	—
			110686	LX0120-202	—	—	—	—	—	—	—	—	—	—	—	○	—	○	—	○
	OX-bearing		382583	ϕ3	○	—	—	—	—	—	—	—	—	—	—	—	—	—	—	—
			310607	ϕ5.5	—	—	○	—	○	—	○	—	—	—	—	—	—	—	—	—
			323000	ϕ6.35	—	—	—	—	—	—	—	—	○	—	—	—	—	—	—	—
			152561	ϕ10	—	—	—	—	—	—	—	—	—	—	○	—	○	—	○	—
	Coil spring		230115	XL0060-106-2	○	—	—	—	—	—	—	—	—	—	—	—	—	—	—	—
			200223	UR5-10	—	—	○	—	○	—	○	—	—	—	—	—	—	—	—	—
			110649	L00999-420	—	—	—	—	—	—	—	—	○	—	—	—	—	—	—	—
			200257	UR8-15	—	—	—	—	—	—	—	—	—	—	○	—	○	—	○	—
	Packing (Robot side)		152547	P5(C000002-S7)	○	—	—	—	—	—	—	—	—	—	—	—	—	—	—	—
			186738	SS3(C03700-A0)	○	—	—	—	—	—	—	—	—	—	—	—	—	—	—	—
			271742	1ASS-5	—	—	○	—	○	—	○	—	—	—	—	—	—	—	—	—
			184474	S6(C00503-A00X8)	—	—	—	—	—	—	—	—	○	—	—	—	—	—	—	—
			152689	P8 NBR-70	—	—	—	—	—	—	—	—	—	—	○	—	○	—	○	—
	Packing (Tool side)		230077	XL0054-204	—	—	—	○	—	○	—	○	—	—	—	—	—	—	—	—
			110551	L00999-313	—	—	—	—	—	—	—	—	—	○	—	—	—	—	—	—
			110687	LX0120-203	—	—	—	—	—	—	—	—	—	—	—	○	—	○	—	○
Cable accessory	Robot side		140168	OX-DS09-H	—	—	○＊1	—	○＊1	—	○＊1	—	○＊1	—	○＊1	—	○＊1	—	○＊1	—
	Tool side		140167	OX-DS09-I-H	—	—	—	○＊1	—	○＊1	—	○＊1	—	○＊1	—	○＊1	—	○＊1	—	○＊1
	Robot side		140197	OX-DS09S-H	—	—	○＊1	—	○＊1	—	○＊1	—	○＊1	—	○＊1	—	○＊1	—	○＊1	—
			140247	OX-DS09S-H(1.5m)	—	—	○＊1	—	○＊1	—	○＊1	—	○＊1	—	○＊1	—	○＊1	—	○＊1	—
	Tool side		140202	OX-DS09P-I-H	—	—	—	○＊1	—	○＊1	—	○＊1	—	○＊1	—	○＊1	—	○＊1	—	○＊1
			140364	OX-DS09P-I-H(1.5m)	—	—	—	○＊1	—	○＊1	—	○＊1	—	○＊1	—	○＊1	—	○＊1	—	○＊1
	Robot side		140203	OX-DS09SL-H	—	—	○＊1	—	○＊1	—	○＊1	—	○＊1	—	○＊1	—	○＊1	—	○＊1	—
			140248	OX-DS09SL-H(1.5m)	—	—	○＊1	—	○＊1	—	○＊1	—	○＊1	—	○＊1	—	○＊1	—	○＊1	—
	Tool side		140204	OX-DS09PL-I-H	—	—	—	○＊1	—	○＊1	—	○＊1	—	○＊1	—	○＊1	—	○＊1	—	○＊1
			140365	OX-DS09PL-I-H(1.5m)	—	—	—	○＊1	—	○＊1	—	○＊1	—	○＊1	—	○＊1	—	○＊1	—	○＊1
Connector accessory	Robot side		140328	OXR-PS06	○	—	—	—	—	—	—	—	—	—	—	—	—	—	—	—
	Tool side		140329	OXR-PS06-I	—	○	—	—	—	—	—	—	—	—	—	—	—	—	—	—
	Robot side	 ★	140190	OXR-DPS09	—	—	○	—	○	—	○	—	○	—	○＊2	—	○	—	○＊2	—
	Tool side		140192	OXR-DPS09-I	—	—	—	○	—	○	—	○	—	○	—	○＊2	—	○	—	○＊2
	Robot side		140264	OXR-PS16	—	—	○	—	○	—	○	—	○	—	○＊2	—	○	—	○＊2	—
	Tool side		140265	OXR-PS16-I	—	—	—	○	—	○	—	○	—	○	—	○＊2	—	○	—	○＊2
	Robot side		140362	OXR-PSH11	—	—	○	—	○	—	○	—	○	—	○＊2	—	○	—	○＊2	—
	Tool side		140363	OXR-PSH11-I	—	—	—	○	—	○	—	○	—	○	—	○＊2	—	○	—	○＊2
	Prove connector		140344	OXR-CBX24	—	—	—	—	—	—	—	—	—	—	○	○	○	○	○	○
	Robot side		140172	OX-DS09	—	—	○＊1	—	○＊1	—	○＊1	—	○＊1	—	○＊1	—	○＊1	—	○＊1	—
	Tool side		140171	OX-DS09-I	—	—	—	○＊1	—	○＊1	—	○＊1	—	○＊1	—	○＊1	—	○＊1	—	○＊1
Auto switch			030500	D-F8N	—	—	—	—	—	—	—	—	○	—	○	—	○	—	○	—
Wireless connector	Robot side		140320	OXR-RS04R-03	—	—	○	—	○	—	—	—	—	—	—	—	—	—	—	—
	Tool side		140322	OXR-RS04T-03I	—	—	—	○＊3	—	○＊3	—	—	—	—	—	—	—	—	—	—
	Robot side		140321	OXR-RS04R-10	—	—	—	—	—	—	○	—	○	—	○＊2	—	○	—	○＊2	—
	Tool side		140323	OXR-RS04T-10I	—	—	—	—	—	—	—	○	—	○	—	○＊2	—	○	—	○＊2
	Robot side		140330	OXR-RS12R-20	—	—	—	—	—	—	—	—	○＊3	—	○＊2	—	○	—	○＊2	—
	Tool side		140379	OXR-RS12T1-20I	—	—	—	—	—	—	—	—	—	○＊3	—	○＊2·3	—	○＊3	—	○＊2·3

＊1 If you use a cable accessory with no connector, you will need the proper D-sub & probe connectors (★mark).
＊2 The probe connector mounting bracket is required for the installation of the electrical connector.
＊3 Because of the thickness of the wireless connector, it will come out from the mounting surface of the tool changer, please confirm the dimension.

Eins_CATALOG_V6_01-チャック交換_EN.indd 34 2021/09/21 17:17:14

					Air option				
					Robot side	Robot side	Tool side	Robot side	Tool side
				Order code No.	140326	140296	140297	140342	140343
			Order code No.	TYPE	OX-005AA	OX-20BA	OX-20BIA	OX-60AA	OX-60AIA
Air port accessory	Barbed joint		110623	LX0004-101	—	—	○	—	—
			110686	LX0120-202	—	—	—	—	○
	OX-bearing		382583	ϕ3	○	—	—	—	—
			323000	ϕ6.35	—	○	—	—	—
			152561	ϕ10	—	—	—	○	—
	Coil spring		230115	XL0060-106-2	○	—	—	—	—
			110649	L00999-420	—	○	—	—	—
			200257	UR8-15	—	—	—	○	—
	Packing (Robot side)		152547	P5 (C000002-S7)	○	—	—	—	—
			186738	SS3 (C03700-A0)	○	—	—	—	—
			184474	S6 (C00503-A00X8)	—	○	—	—	—
			152689	P8 NBR-70	—	—	—	○	—
	Packing (Tool side)		110551	L00999-313	—	—	○	—	—
			110687	LX0120-203	—	—	—	—	○

OX-005A/005AI

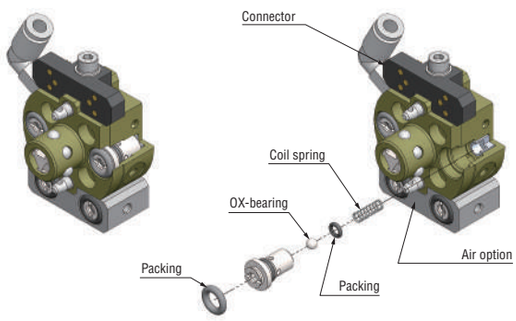

OX-03A (05A、10B) /03A (05A、10B) I

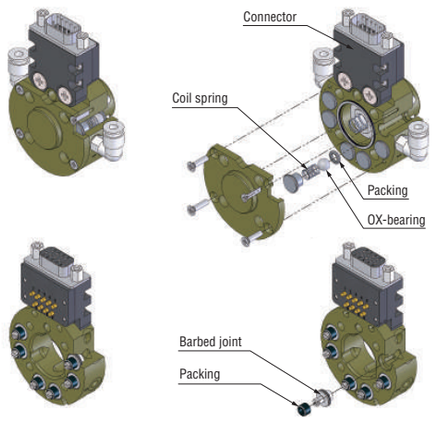

OX-20B/20BI

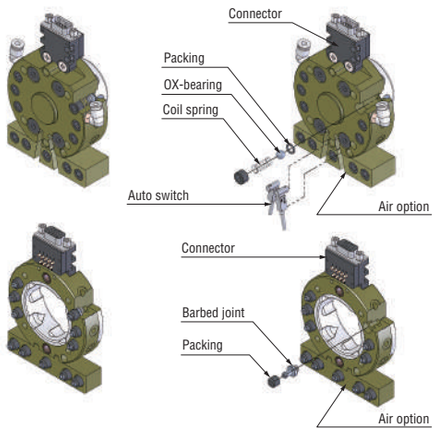

OX-35A (60A) /35A (60A) I

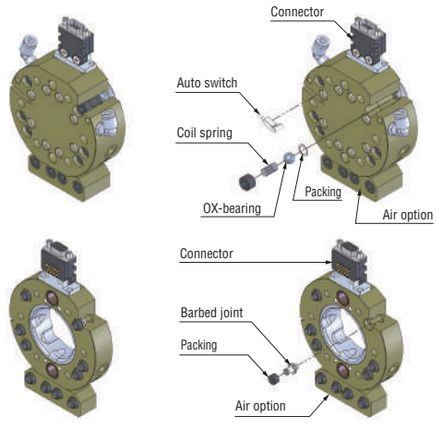

Eins_CATALOG_V6_01-チャック交換_EN.indd 35 2021/09/21 17:17:15

Automated Chuck Exchange System



Chuck automatic exchange is effective for reduction of setup time, different connection of air and electrical components, and location accuracy for hand exchanges.

Example of tool station

Tool station types:floorstanding tree type, NT type (attached to traverse rail). Stations are created according to the number of setup changes and facility spaces.

＊Please contact our sales office nearest your office or Eins.



Auto Quick Chuck Change Hanger



Hanger unit attached to tool station.(Station Side)

1-37

Magnet Chuck Hanger (Fix Side)



Hanger unit to use and hold the magnet power of Neodymium.(Station Side)

1-39

Hanger Tool



Hold unit attached to the tool side.

1-37

Magnet Chuck Hanger (Tool Side)



Hold unit attached to the tool side.

1-39

■Specification

	Product name		Order code No. / TYPE	Weight (g)	Weight capacity (kg)	Page of details
Auto quick chuck change hanger			072600 / HSL	182	～3	1-37
			072601 / HSAL	1,300	～10	1-38
			072602 / HLAL	2,800	～35	
Hanger tool			196532 / TS	43	～3	1-37
			196533 / TSA	99	～10	1-38
			196656 / TLA1	356	～35	

	Product name		Order code No. / TYPE	Weight (g)	Weight capacity (kg)	Page of details
Magnet chuck hanger (fix side)			072732 / HNE-48	540	～1 (9.8N)	1-39
			072733 / HNE-S	680		
			072811 / HNE-SL	632		1-40
Magnet chuck hanger (tool side)			196636 / TNE-48I	70	～1 (9.8N)	1-39
			196637 / TNE-SI	140		
			196727 / TNE-SLI	115		1-40

Eins_CATALOG_V6_01-チャック交換_EN.indd 36 2021/09/21 17:17:17

Auto Quick Chuck Change Hanger／Hanger Tool

Auto quick chuck change hanger attached to station side. And hanger tool attached to tool side.

Auto quick chuck change hanger
(Hook Specification)



You can see moving images of products by using QR code reader of your smartphone.

▶ Station side



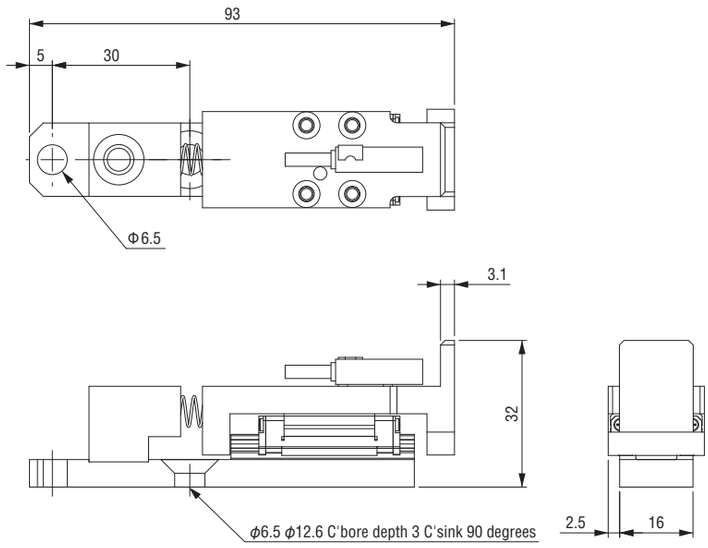

Auto quick chuck change hanger

Order code No.	072600
TYPE	HSL

● Weight:182g ● Weight capacity: ～3kg
● W/sensor:E2S-Q13

▶ Tool side



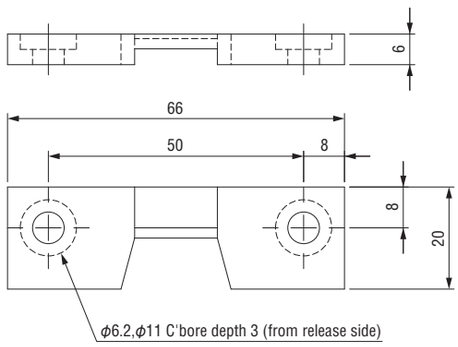

Hanger tool

Order code No.	196532
TYPE	TS

● Weight:43g ● Weight capacity: ～3kg

Example of combination: HSL and TS

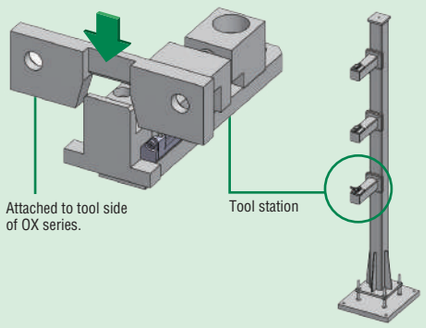

Eins_CATALOG_V6_01-チャック交換_EN.indd 37 2021/09/21 17:17:18

Auto Quick Chuck Change Hanger／Hanger Tool

▶ Station side



Auto quick chuck change hanger

Order code No.	072601
TYPE	HSAL

- Weight:1,300g ● Weight capacity: ～10kg
- W/sensor:(E2E-S05S12-WC-C1)
- Detects sensor with mounting bolt of hanger tool.

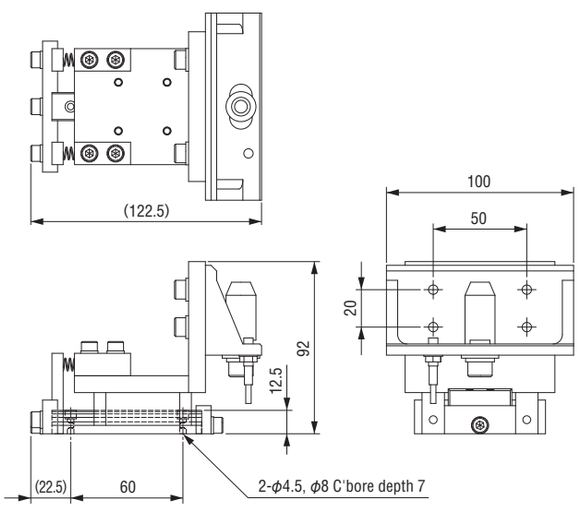

▶ Tool side



Hanger tool

Order code No.	196533
TYPE	TSA

- Weight:99g
- Weight capacity: ～10kg

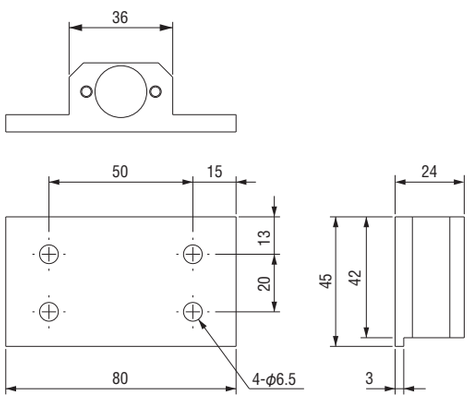

▶ Station side



Auto quick chuck change hanger

Order code No.	072602
TYPE	HLAL

- Weight:2,800g ● Weight capacity: ～35kg
- W/sensor:(E2S-W21)
- Detects sensor with mounting bolt of hanger tool.

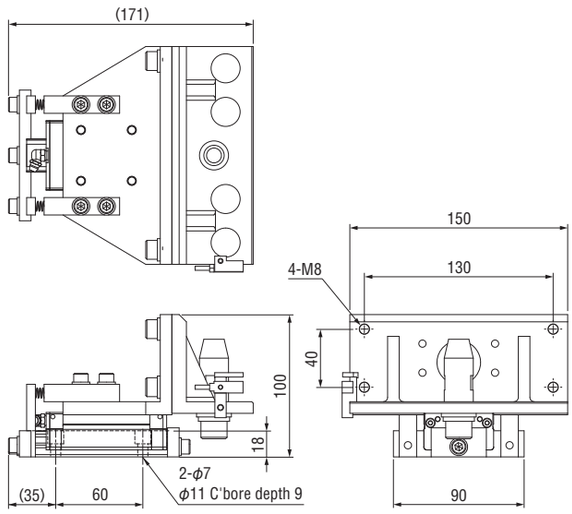

▶ Tool side



Hanger tool

Order code No.	196656
TYPE	TLA1

- Weight:356g
- Weight capacity: ～35kg

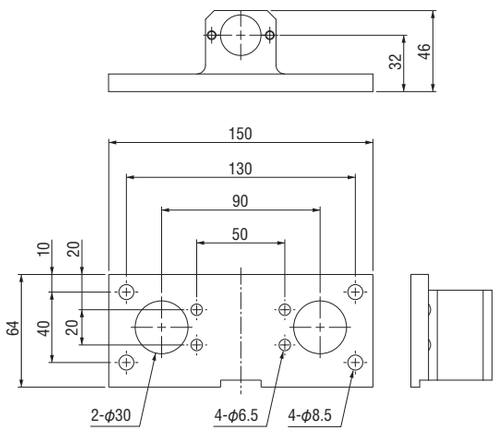

Eins_CATALOG_V6_01-チャック交換_EN.indd 38 2021/09/21 17:17:18

Magnet Chuck Hanger

Hanger unit the magnet power of Neodymium.

Auto quick chuck change hanger
(Neodymium specification)



You can see moving images of products by using QR code reader of your smartphone.

▶ Station side



Magnet chuck hanger (fix side)

Order code No.	072732
TYPE	HNE-48

- Weight:540g ● Weight capacity:～1kg(9.8N)
- W/sensor (030317 D2JW-011-MD)
- Wiring:black (COM) blue (NO) red (NC)

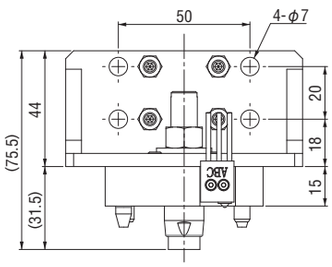



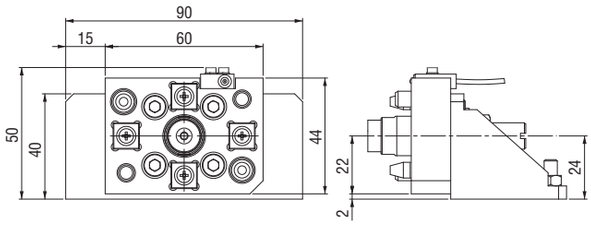

▶ Tool side



Magnet chuck hanger (tool side)

Order code No.	196636
TYPE	TNE-48I

- Weight:70g
- Weight capacity:～1kg (9.8N)

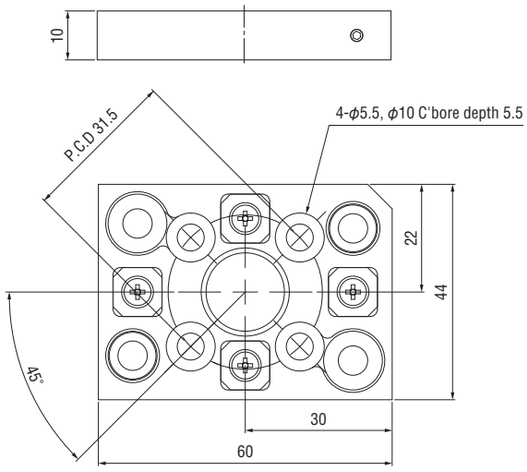

▶ Station side



Magnet chuck hanger (fix side)

Order code No.	072733
TYPE	HNE-S

- Weight:680g ● Weight capacity:～1kg(9.8N)
- W/sensor (030317 D2JW-011-MD)
- Wiring:black (COM) blue (NO) red (NC)

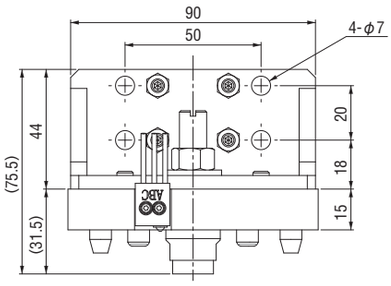

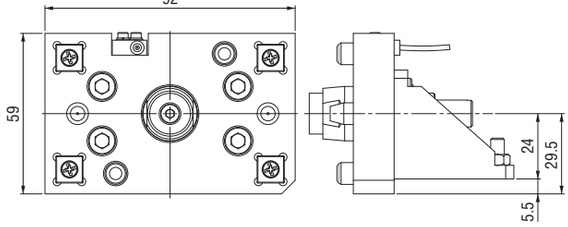

▶ Tool side



Magnet chuck hanger (tool side)

Order code No.	196637
TYPE	TNE-SI

- Weight:140g
- Weight capacity:～1kg (9.8N)

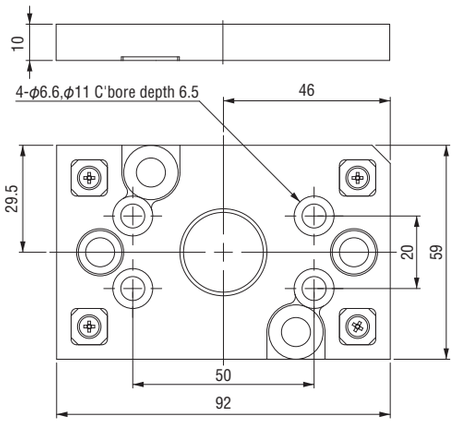

Eins_CATALOG_V6_01-チャック交換_EN.indd 39 2021/09/24 13:49:36

Magnet Chuck Hanger

▶ Station side



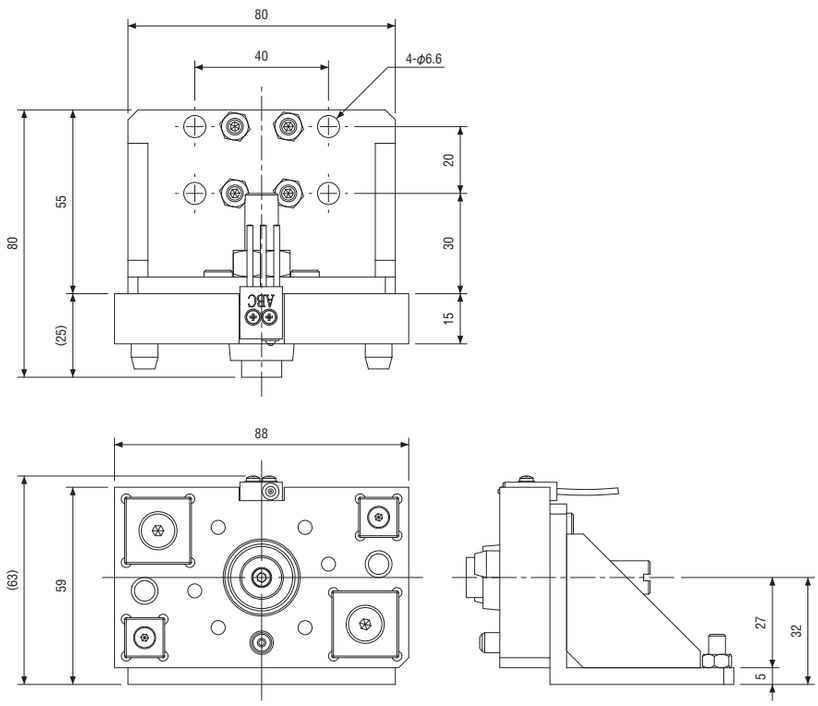

Magnet chuck hanger (fix side)

Order code No.	072811
TYPE	HNE-SL

- Weight: 632g
- Weight capacity: ～1kg (9.8N)
- W/sensor (030317 D2JW-011-MD)
- Wiring: black (COM) blue (NO) red (NC)

▶ Tool side



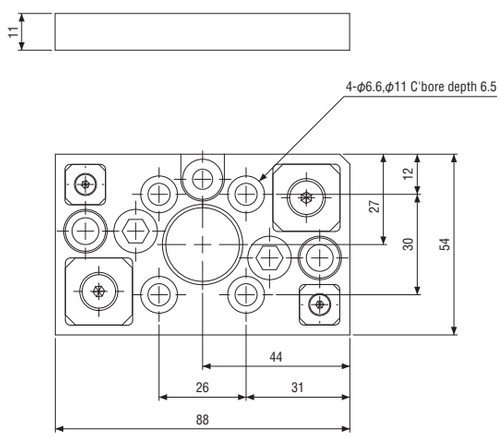

Magnet chuck hanger (tool side)

Order code No.	196727
TYPE	TNE-SLI

- Weight: 115g
- Weight capacity: ～1kg (9.8N)

Eins_CATALOG_V6_01-チャック交換_EN.indd 40 2021/09/21 17:17:20

Grip











Mini Cylinder ····· 2-2

- Micro Mini Cylinder (UMCD) / Mini Cylinder (MCD1) / Resin Cylinder (MCDR) ··· 2-4
- Mini Cylinder (MCE) ····· 2-5
- Mini Cylinder H ····· 2-6
- Cylinder for Pipe Attachment (MCP1) / Suction Combination Cylinder (VMCP) ····· 2-7

Accessories for Mini Cylinder ··· 2-8

- Pads ····· 2-10
- Claws / Nut Plates ····· 2-13
- Chuck Spacers : Plastic / Aluminum ····· 2-14
- Extension Shafts / Pillow Blocks / Slide Plates ····· 2-15

Container Cylinders ····· 2-16

- Mini Container Cylinder (Single / Double) ····· 2-17
- Container Cylinder (Double / Reinforced) ····· 2-18
- Container Cylinder w / Guided (Double) ····· 2-19

Accessories for Container Cylinder ··· 2-20

- Pads / Extension Plates / Nut Plates ····· 2-21

Grippers ····· 2-22

- Runner Chuck E Series (Claw Super Duralumin) ··· 2-28
- Runner Chuck E1 Series (Steel Claw) ····· 2-30
- Runner Chuck E1 Series (Steel L Claw Type) ····· 2-32
- Runner Chuck E1 Series (Detachable / Attachable Claw) ··· 2-33
- Runner Module / Runner Chuck Plate ····· 2-35
- Tunnel Gate Runner Chuck ····· 2-36
- Pipe Combination Chuck ····· 2-37
- Hinge Cylinder ····· 2-38
- Magnet Chucks ····· 2-39
- Parallel Chucks (Single / Double) ····· 2-40
- Parallel Hand (Double) ····· 2-44
- Needle Gripper ····· 2-45
- Hinge Chuck Clamp Unit (Double) ····· 2-46

Rubber Material / Grip Pad ····· 2-47

- Rubber Pad / EP Sponge / Silicone Sponge ····· 2-47

Eins_CATALOG_V6_02-掴む_EN.indd 1 2021/09/24 13:44:15

Mini Cylinder

- Small and lightweight. Attach to plate or jungle gym.
- Non-rotate structure for cylinder rod (except for mini cylinder H)

■Specification

Product name		Order code No.	TYPE	Structure	Used air pressure (Mpa)	Output (N)		Stroke (mm)	Weight (g)	Page of details
Micro mini cylinder・UMCD		200122	UMCD-5	Single action type	0.3～0.5	28		5	16	2-4
		200123	UMCD-10			24		10	22	
		200124	UMCD-5P	Single action type	0.3～0.5	28		5	14	
		200125	UMCD-10P			24		10	20	
Mini cylinder・MCD1		123219	MCD1-10	Single action type	0.3～0.5	Push 98	Pull 19	10	65	2-4
		123220	MCD1-20					20	80	
NEW Resin Cylinder・MCDR		123691	MCDR-10	Single action type	0.3～0.5	Push 98	Pull 19	10	40	2-4
		123692	MCDR-20					20	48	
Mini cylinder・MCE		123504	MCE-10S	Single action type	0.3～0.5	Push 110	Pull 20	10	58	2-5
		123505	MCE-10T			Push 20	Pull 85			
		123508	MCE-10W	Double action type		Push 130	Pull 108		62	
		123506	MCE-20S	Single action type		Push 105	Pull 22	20	69	
		123507	MCE-20T			Push 22	Pull 82			
		123509	MCE-20W	Double action type		Push 130	Pull 108		71	

＊Use conditions: Clean air, [Operation temperature] 5℃ - 40℃

Eins_CATALOG_V6_02-掴む_EN.indd 2 2021/09/21 16:06:09

Product name		Order code No.	TYPE	Structure	Used air pressure (Mpa)	Output (N)		Stroke (mm)	Weight (g)	Page of details
Mini cylinder H (with rubber pad)		120003	MCY-HS	Single action type		Push 78	Pull 10	20度	45	2-6
Replacement rubber • w/ screw • for MCY-HS		370877	MCY-HSヨウ	–	–	–		–	1	2-6
Cylinder for pipe attachment		123699	MCP1-1210	Single action type	0.3 ～ 0.5	30		10	12	2-7
		123700	MCP1-1220			31		20	14	
		123701	MCP1-2010			85		10	40	
		123702	MCP1-2020			84		20	46	
		123703	MCP1-2030			83		30	50	
NEW Suction Combination Cylinder • VMCP		211133	VMCP-10	Single action type	0.3 ～ 0.5	54		10	51	2-7
		211134	VMCP-20			62		20	60	
		211135	VMCP-30			60		30	78	
		211137	VMCP-10-C			54		10	69	
		211138	VMCP-20-C			62		20	78	
		211139	VMCP-30-C			60		30	96	
Auto switch (reed SW)		030282	D-A93	–	–	–		–	6	2-5
Auto switch (contactless)		030425	D-M9N	–	–	–		–	8	2-5

＊Use conditions: Clean air, [Operation temperature] 5℃ - 40℃

Eins_CATALOG_V6_02-掴む_EN.indd 3 2021/09/21 16:06:11

Micro Mini Cylinder (UMCD) / Mini Cylinder (MCD) / Resin Cylinder (MCDR)

Mini cylinder series with lightweight body.

High performance for chucking small molded parts.



Micro mini cylinder

Order code No.	200122
TYPE	UMCD-5

● Stroke: 5mm ● Weight: 16g
● Joint pipe fitting BF-3 included



Micro mini cylinder

Order code No.	200123
TYPE	UMCD-10

● Stroke: 10mm ● Weight: 22g
● Joint pipe fitting BF-3 included

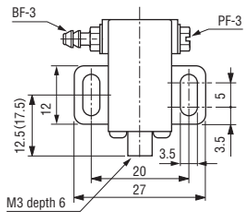

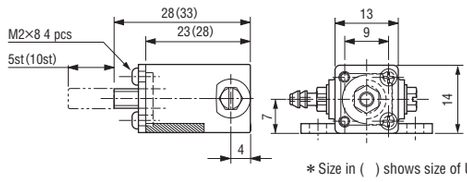

＊Size in ( ) shows size of UMCD-10.

Can be mounted side by side.



Micro mini cylinder • slim type

Order code No.	200124
TYPE	UMCD-5P

● Stroke: 5mm ● Weight: 14g
● Joint pipe fitting BF-3 included



Micro mini cylinder • slim type

Order code No.	200125
TYPE	UMCD-10P

● Stroke: 10mm ● Weight: 20g
● Joint pipe fitting BF-3 included

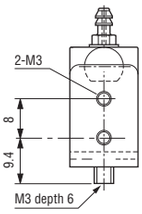

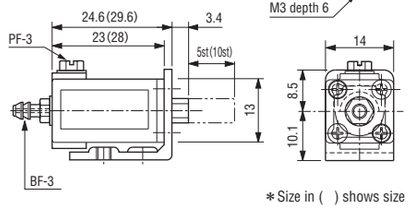

＊Size in ( ) shows size of UMCD-10P.

Mini cylinder series with lightweight body.



Mini cylinder • MCD1

Order code No.	123219
TYPE	MCD1-10

● Stroke: 10mm ● Weight: 65g
● Joint pipe fitting BF-5 included



Mini cylinder • MCD1

Order code No.	123220
TYPE	MCD1-20

● Stroke: 20mm ● Weight: 80g
● Joint pipe fitting BF-5 included

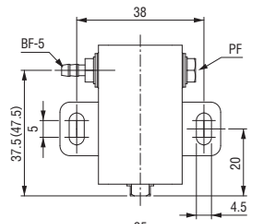

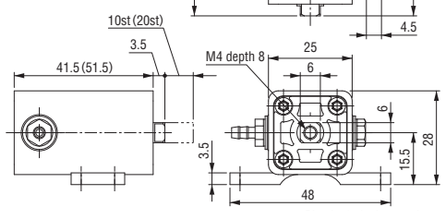

＊Size in ( ) shows size of MCD1-20.

Weight saving achieved by using plastic for the body.

NEW



Resin Cylinder • MCDR

Order code No.	123691
TYPE	MCDR-10

● Stroke: 10mm ● Weight: 40g
● Joint pipe fitting BF-5 included
● Include mounting washers.

NEW



Resin Cylinder • MCDR

Order code No.	123692
TYPE	MCDR-20

● Stroke: 20mm ● Weight: 48g
● Joint pipe fitting BF-5 included
● Include mounting washers.

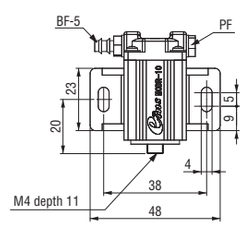

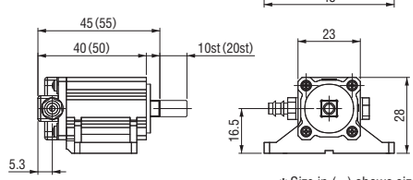

＊Size in ( ) shows size of MCDR-20.

Eins_CATALOG_V6_02-掴む_EN.indd 4 2021/09/21 16:06:13

Mini Cylinder (MCE)

Light weight mini cylinder which allows installation of auto switch for act / return limit.

Extension-type cylinder



Mini cylinder • MCE10st (push)

Order code No.	123504
TYPE	MCE-10S

- Stroke: 10mm
- Weight: 58g
- Joint pipe fitting BF-5 included



Mini cylinder • MCE20st (push)

Order code No.	123506
TYPE	MCE-20S

- Stroke: 20mm
- Weight: 69g
- Joint pipe fitting BF-5 included

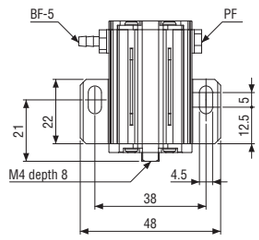

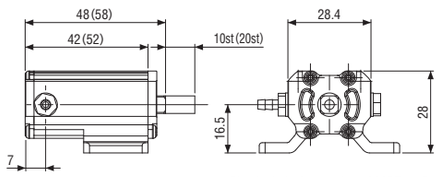

＊Size in ( ) shows size of MCE-20S.

Pull cylinder



Mini cylinder • MCE10st (pull)

Order code No.	123505
TYPE	MCE-10T

- Stroke: 10mm
- Weight: 58g
- Joint pipe fitting BF-5 included



Mini cylinder • MCE20st (pull)

Order code No.	123507
TYPE	MCE-20T

- Stroke: 20mm
- Weight: 69g
- Joint pipe fitting BF-5 included

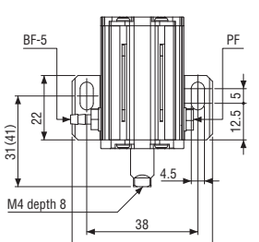

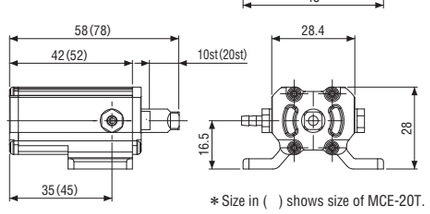

＊Size in ( ) shows size of MCE-20T.

Double-act-type cylinder



Mini cylinder • MCE10st (double action)

Order code No.	123508
TYPE	MCE-10W

- Stroke: 10mm
- Weight: 62g
- Joint pipe fitting BF-5 included



Mini cylinder • MCE20st (double action)

Order code No.	123509
TYPE	MCE-20W

- Stroke: 20mm
- Weight: 71g
- Joint pipe fitting BF-5 included

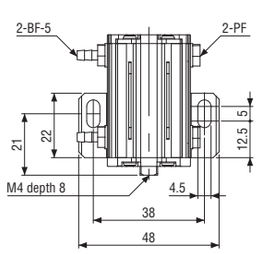

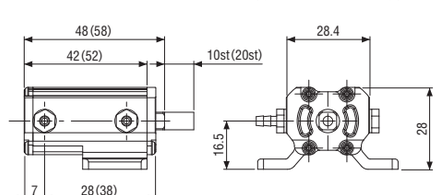

＊Size in ( ) shows size of MCE-20W.



Auto switch (reed SW)

Order code No.	030282
TYPE	D-A93

- Weight: 6g
- Applicable load: relay, PLC
- Load voltage: 24VDC
- Load current range: 5mA-40mA
- Lead wire: 0.5M OUT (+) brown OUT (−) blue
- Indicator light
- Wiring ➡ See 6-21
- Length: 0.5m



Auto switch (contactless)

Order code No.	030425
TYPE	D-M9N

- Weight: 8g
- Applicable load: relay, PLC
- Load voltage: 24VDC
- Load current range: -40mA or lower
- Lead wire: 0.5M+V(brown), Load(black), 0V(blue)
- Indicator light
- Wiring ➡ See 6-21
- Length: 0.5m

Eins_CATALOG_V6_02-掴む_EN.indd 5 2021/09/21 16:06:14

Mini Cylinder H

Hinge cylinder with compact body.



Mini cylinder H

Order code No.	120003
TYPE	MCY-HS

- Body material: PBT polybutylene terephthalate
- Operating angle: 0-20 degrees
- Weight: 45g
- Joint pipe fitting BF-5 included



Replacement rubber • w/ screw • for MCY-HS

Order code No.	370877
TYPE	For MCY-HS

- Weight: 1g
- Rubber pad material: natural rubber (NR) + Styrene-butadiene rubber (SBR)

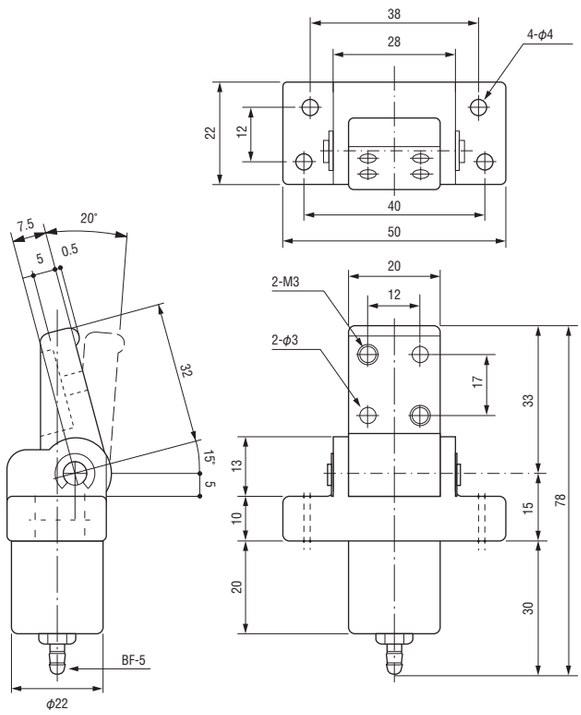

Example of use (runner grip)

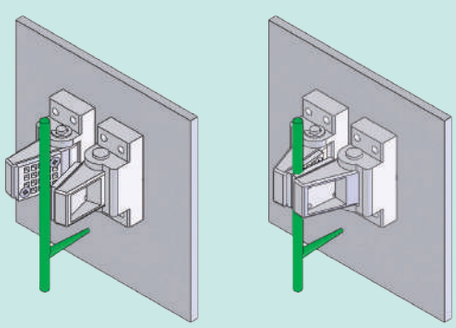

Example of use (product grip) | Chuck close state

Example of use (product grip)

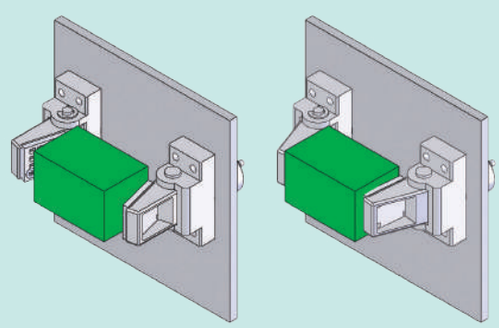

Example of use (product grip) | Chuck close state

* Direct attachment to jungle gym is impossible.

Eins_CATALOG_V6_02-掴む_EN.indd 6 2021/09/21 16:06:15

Cylinder for Pipe Attachment (MCP1) / Suction Combination Cylinder (VMCP)

Lightweight, high rigidity, and long operating life with superduralumin.

Direct connection to jungle gym series parts (ø12) is possible.



Cylinder for pipe attachment

Order code No.	123699
TYPE	MCP1-1210

- Stroke: 10mm
- Weight: 12g
- Joint pipe fitting BF-5 included-M3 for piping



Cylinder for pipe attachment

Order code No.	123700
TYPE	MCP1-1220

- Stroke: 20mm
- Weight: 14g
- Joint pipe fitting BF-5 included-M3 for piping

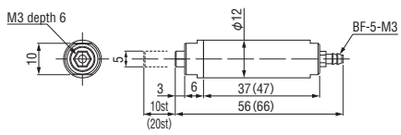

∗ Size in ( ) shows size of MCP-1220.

Direct connection to jungle gym series parts (ø20) is possible.



Cylinder for pipe attachment

Order code No.	123701
TYPE	MCP1-2010

- Stroke: 10mm
- Weight: 40g
- Joint pipe fitting BF-5 included



Cylinder for pipe attachment

Order code No.	123702
TYPE	MCP1-2020

- Stroke: 20mm
- Weight: 46g
- Joint pipe fitting BF-5 included



Cylinder for pipe attachment

Order code No.	123703
TYPE	MCP1-2030

- Stroke: 30mm
- Weight: 50g
- Joint pipe fitting BF-5 included

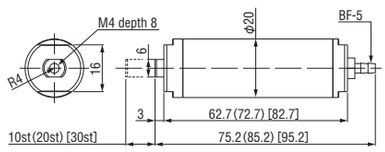

∗ Size in ( ) shows size of MCP-2020.
∗ Size in [ ] shows size of MCP-2030.

Cylinder rod is machined through to allow for vacuum flow. Rod end to accept M5 vacuum accessorizes.



Suction Combination Cylinder (w/o sensor)

Order code No.	211133
TYPE	VMCP-10

- Stroke: 10mm
- Weight: 51g
- Joint pipe fitting BF-5 included



Suction Combination Cylinder (w/o sensor)

Order code No.	211134
TYPE	VMCP-20

- Stroke: 20mm
- Weight: 60g
- Joint pipe fitting BF-5 included



Suction Combination Cylinder (w/o sensor)

Order code No.	211135
TYPE	VMCP-30

- Stroke: 30mm
- Weight: 78g
- Joint pipe fitting BF-5 included

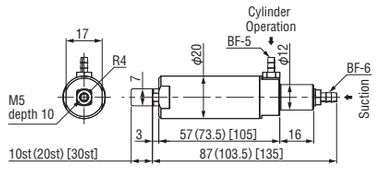

∗ Size in ( ) shows size of VMCP-20.
∗ Size in [ ] shows size of VMCP-30.



Suction Combination Cylinder (w/ sensor)

Order code No.	211137
TYPE	VMCP-10-C

- Stroke: 10mm
- Weight: 69g
- Joint pipe fitting BF-5 included
- Sensor: D-M9N (030425)



Suction Combination Cylinder (w/ sensor)

Order code No.	211138
TYPE	VMCP-20-C

- Stroke: 20mm
- Weight: 78g
- Joint pipe fitting BF-5 included
- Sensor: D-M9N (030425)



Suction Combination Cylinder (w/ sensor)

Order code No.	211139
TYPE	VMCP-30-C

- Stroke: 30mm
- Weight: 96g
- Joint pipe fitting BF-5 included
- Sensor: D-M9N (030425)

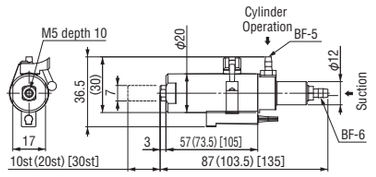

∗ Size in ( ) shows size of VMCP-20-C.
∗ Size in [ ] shows size of VMCP-30-C.

Eins_CATALOG_V6_02-掴む_EN.indd 7 2021/09/21 16:06:16

Accessories for Mini Cylinder

Pads



For micro mini cylinder and mini cylinder.

Claws



Most suitable for sprue chuck.

Nut Plates



For fixing mini cylinders.

Chuck Spacers (Plastic)



Spacer to install chuck plate and cylinder.

■Specification

	Product name		Order code No.	TYPE	Weight (g)	Material	Page of details
Pads	Pad • round • black ϕ25 • for mini cylinder		370071	CP-015	13	Nitrile rubber	2-10
	Pad • round • black ϕ 50 • for mini cylinder		370070	CP-016	53		
	Pad • rectangle • black • for micro mini cylinder		022797	CPUM-01	5		
	Pad • rectangle • black 2 holes • for mini cylinder		023336	CPL-060	22	Chloroprene rubber	
	Pad • curved • black • for mini cylinder		023359	CPL-018	19		
	Pad • rectangle • black • for pull		023219	CP-077	39		2-11
	Pad • rectangle • w/ black SW • for mini cylinder		101832	KRCR-5000	62	Nitrile rubber	
	Pad • rectangle • w/black SW • micro mini cylinder		110568	L1131-100	23		
	Pad • round • white ϕ 25 • for mini cylinder		022664	CP-074	13	Silicone	2-10
	Pad • round • white ϕ 50 • for mini cylinder		370107	CP-071	53		
	Pad • rectangle • white • for micro mini cylinder		023113	CPUM-01 (SR)	5		
	Pad • rectangle • white 2 holes • for mini cylinder		023337	CPL-061	22		
	Pad • curved • white • for mini cylinder		023360	CPL-072	19		
	Pad • rectangle • white• for pull		023220	CP-078	39		2-11
	Pad • rectangle • w/ white SW • for mini cylinder		101833	KRCWR-5000	62		
	Pad • rectangle • w/ white SW • for micro mini cylinder		110654	L1131-200	23		
	Steel Pad		023211	CP-06F	37	Steel	2-12
	Pad • rectangle • w/steer SW • mini cylinder		101834	KFCR-5000	76		2-11
	Pad • rectangle • w/SW • mini cylinder		101835	KPCR-5000	52		

Eins_CATALOG_V6_02-掴む_EN.indd 8 2021/09/21 16:06:19

Spacers (Aluminum)



Used to change the mounting height of the mini cylinder.

Extension Shafts / Pillow Blocks



Extension of mini cylinder rod, used with pillow block for stability.

Slide Plates



Easy mini cylinder position adjustment. This makes possible to use the same chuck plate for several molds.

■ Specification

Product name			Order code No.	TYPE	Weight (g)	Material	Page of details
Pads	Pad with SW • Black replacement Plate		101836	KPB-5000	31	Nitrile rubber	2-12
	Pad with SW • White replacement Plate		101837	KPW-5000	31	Silicone	
	Pad with SW • steer replacement Plate		101838	KPF-5000	44	Steel	
	Pad with SW replacement Plate		101839	KP-5000	25		
	Micro limit switch • for KRC / KRCW		030317	D2JW-011-MD (0.1A,30VDC)	8	–	
Claws	Claw • L shape • for micro mini cylinder		022798	CPUM-02	3.6	Steel	2-13
	Claw • round shape ϕ25 • for mini cylinder		370072	CP-013	11.4		
	Claw • L shape • for mini cylinder		370073	CP-014	28.4		
Nut plates	Nut plate • for micro mini cylinder		022801	CPUM-05	5.0	Steel	
	Nut plate • for mini cylinder		050033	CP-009	8.2		
	Nut plate • for H cylinder (M3)		050034	CP-010	5.2		
Chuck spacer	Chuck spacer • for micro mini cylinder		041646	ECPUM-03	1.7	PP material	2-14
	Chuck spacer • for mini cylinder		041647	ECP-011	8.6		
Spacer	Spacer • aluminum • 50H		230060	XL0002-050	73	Aluminum	
	Spacer • aluminum • 80H		230061	XL0002-080	93		
	Spacer • aluminum • 100H		230062	XL0002-100	106		
	Spacer • aluminum • 120H		230063	XL0002-120	119		
Mini cylinder extension shaft			370342	CP-033 (30mm)	11	Steel	2-15
			370711	CP-034 (45mm)	16		
Mini cylinder pillow block			370341	CP-007 (10mm)	20	Aluminum	
			370712	CP-008 (20mm)	40		
Mini cylinder slide plate			370793	CP-030 (10H)	53	Aluminum	
			370722	CP-030 (15H)	64		

Eins_CATALOG_V6_02-掴む_EN.indd 9 2021/09/21 16:06:21

Pads

Use the product by mounting to the tip of cylinder rod.



Pad • round • black ϕ25 • for mini cylinder

Order code No.	370071
TYPE	CP-015

- Material: nitrile rubber
- Weight: 13g
- Cylinder: MCD1, MCDR, MCE, MCP1-20 series

Pad round white ϕ25 • for mini cylinder

Order code No.	022664
TYPE	CP-074

- Material: silicone
- Weight: 13g
- Cylinder: MCD1, MCDR, MCE, MCP1-20 series

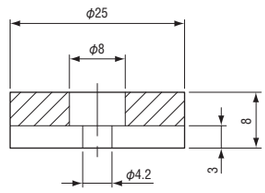



Pad·round·black ϕ50· for mini cylinder

Order code No.	370070
TYPE	CP-016

- Material: nitrile rubber
- Weight: 53g
- Cylinder: MCD1, MCDR, MCE, MCP1-20 series

Pad·round·white ϕ50· for mini cylinder

Order code No.	370107
TYPE	CP-071

- Material: silicone
- Weight: 53g
- Cylinder: MCD1, MCDR, MCE, MCP1-20 series

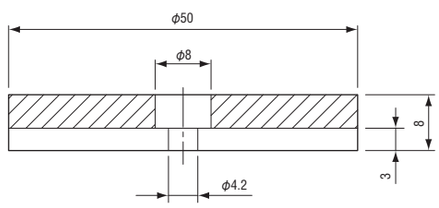



Pad·rectangle·black· for micro mini cylinder

Order code No.	022797
TYPE	CPUM-01

- Material: nitrile rubber
- Weight: 5g
- Cylinder: UMCD, MCP1-12 series

Pad·rectangle·white· for micro mini cylinder

Order code No.	023113
TYPE	CPUM-01(SR)

- Material: silicone
- Weight: 5g
- Cylinder: UMCD, MCP1-12 series

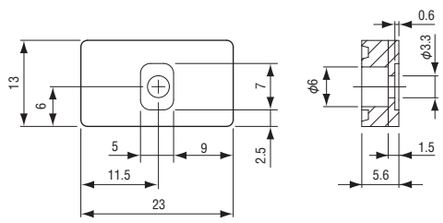



Pad • rectangle • black 2 holes • for mini cylinder

Order code No.	023336
TYPE	CPL-060

- Material: chloroprene rubber
- Weight: 22g
- Cylinder: MCD1, MCDR, MCE, MCP1-20 series

Pad • rectangle • white 2 holes • for mini cylinder

Order code No.	023337
TYPE	CPL-061

- Material: silicone
- Weight: 22g
- Cylinder: MCD1, MCDR, MCE, MCP1-20 series

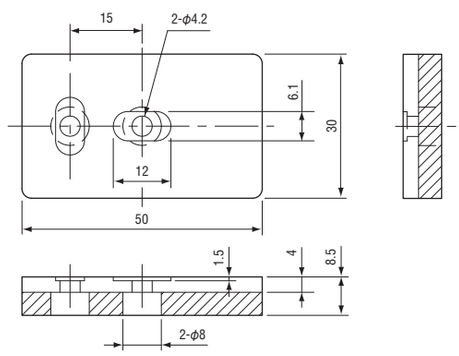

▶ Used when the parts has a curved surface.



Pad • curved • black • for mini cylinder

Order code No.	023359
TYPE	CPL-018

- Material: chloroprene rubber
- Weight: 19g
- Cylinder: MCD1, MCDR, MCE, MCP1-20 series

Pad • curved • white • for mini cylinder

Order code No.	023360
TYPE	CPL-072

- Material: silicone
- Weight: 19g
- Cylinder: MCD1, MCDR, MCE, MCP1-20 series

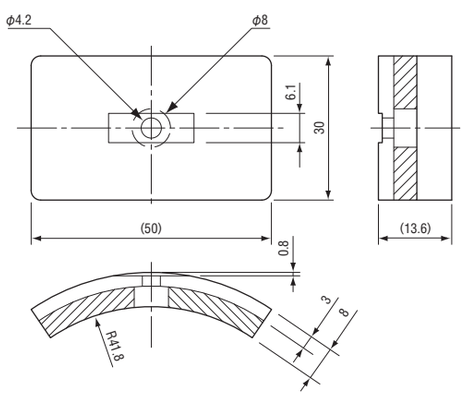

Eins_CATALOG_V6_02-掴む_EN.indd 10 2021/09/21 16:06:22



Pad • rectangle • black • for pull

Order code No.	023219
TYPE	CP-077

- Material: chloroprene rubber
- Weight: 39g
- Cylinder: MCE series

Pad • rectangle • white • for pull

Order code No.	023220
TYPE	CP-078

- Material: silicone
- Weight: 39g
- Cylinder: MCE series

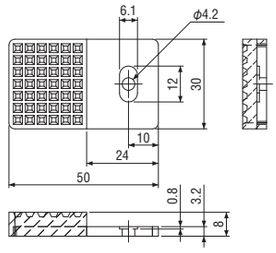

Supplied with SW, sensor for product confirmation is not necessary.



Pad • rectangle • w/ black SW • mini cylinder

Order code No.	101832
TYPE	KRCR-5000

- Material: nitrile rubber
- Weight: 62g
- Cylinder: MCD1, MCDR, MCE, MCP1-20 series



Pad • rectangle • w/ white SW • mini cylinder

Order code No.	101833
TYPE	KRCWR-5000

- Material: silicone
- Weight: 62g
- Cylinder: MCD1, MCDR, MCE, MCP1-20 series

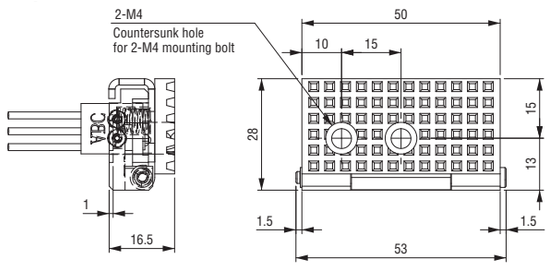

- Sensor : D2JW-011-MD ➡ See 2-12

∗Wiring: black (COM) blue (NO) red (NC)

A contact specification: black (COM) blue (NO)
B contact specification: black (COM) red (NC)

Add knurling to the plate with switch.



Pad • rectangle • w/ steer SW • mini cylinder

Order code No.	101834
TYPE	KFCR-5000

- Material: Steel
- Weight: 76g
- Cylinder: MCD1, MCDR, MCE, MCP1-20 series
- Sensor : D2JW-011-MD ➡ See 2-12

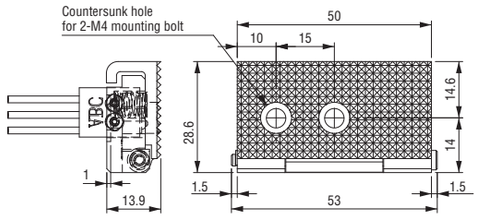

∗Wiring: black (COM) blue (NO) red (NC)

A contact specification: black (COM) blue (NO)
B contact specification: black (COM) red (NC)

Add M3 tap hole to the pad with switch.



Pad • rectangle • w/ SW • mini cylinder

Order code No.	101835
TYPE	KPCR-5000

- Material: Steel
- Weight: 52g
- Cylinder: MCD1, MCDR, MCE, MCP1-20 series
- Sensor : D2JW-011-MD ➡ See 2-12

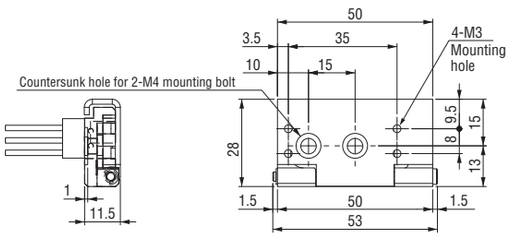

∗Wiring: black (COM) blue (NO) red (NC)

A contact specification: black (COM) blue (NO)
B contact specification: black (COM) red (NC)

Supplied with SW, sensor for product confirmation is not necessary.



Pad • rectangle • w/ black SW • for micro mini cylinder

Order code No.	110568
TYPE	L1131-100

- Material: nitrile rubber
- Weight: 23g
- Cylinder: UMCD, MCP1-12 series
- Sensor : D2JW-011-MD ➡ See 2-12

Pad • rectangle • w/ white SW • for micro mini cylinder

Order code No.	110654
TYPE	L1131-200

- Material: silicone
- Weight: 23g
- Cylinder: UMCD, MCP1-12 series

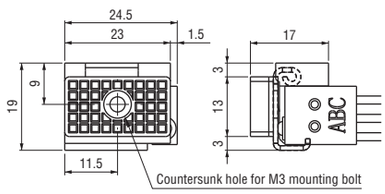

∗Unable to attach to UMCD-5P/10P.

∗Wiring: black (COM) blue (NO) red (NC)

A contact specification: black (COM) blue (NO)
B contact specification: black (COM) red (NC)

Eins_CATALOG_V6_02-掴む_EN.indd 11 2021/09/21 16:06:24

Pads

▶ Best suited for sprue slide prevention by using knurling process.



Steel pad

Order code No.	023211
TYPE	CP-06F

- Weight: 37g
- Cylinder: MCD1, MCDR, MCE, MCP1-20 series

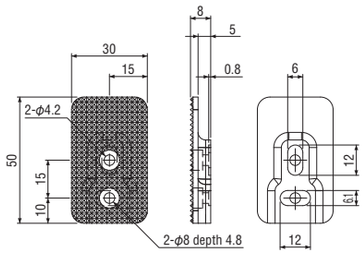

▶ Pad with SW replacement Accessories



Pad with SW • Black replacement Plate

Order code No.	101836
TYPE	KPB-5000

- Weight: 31g
- E-ring attached
- KRCR-5000 (101832) for exchange

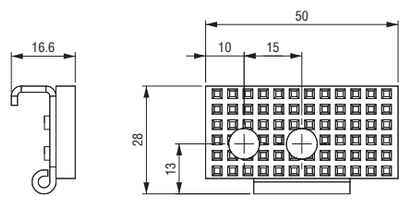



Pad with SW • White replacement Plate

Order code No.	101837
TYPE	KPW-5000

- Weight: 31g
- E-ring attached
- KRCWR-5000 (101833) for exchange

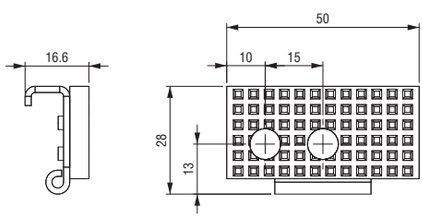



Pad with SW • steer replacement Plate

Order code No.	101838
TYPE	KPF-5000

- Weight: 44g
- E-ring attached
- KFCR-5000 (101834) for exchange

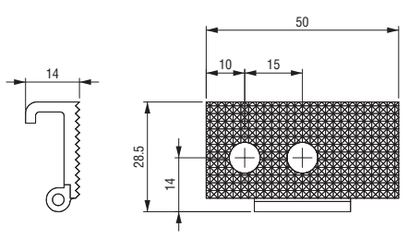



Pad with SW replacement Plate

Order code No.	101839
TYPE	KP-5000

- Weight: 25g
- E-ring attached
- KPCR-5000 (101835) for exchange

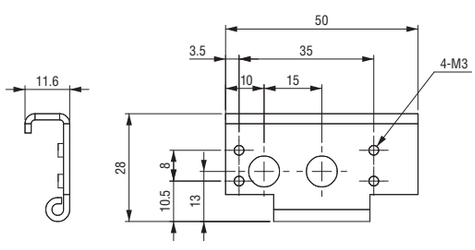



Micro limit switch • for KRC / KRCW

Order code No.	030317
TYPE	D2JW-011-MD (0.1A,30VDC)

- Weight: 8g
- Wiring: black (COM) blue (NO) red (NC)
- Pads : KRCR, KRCWR, KFCR, KPCR, L1131
- Length : 0.3m

Eins_CATALOG_V6_02-掴む_EN.indd 12 2021/09/21 16:06:25

Claws / Nut Plates

Claw is used for chucking sprue. and nut plate is used for fixing mini cylinder.

Claws



Claw • L shape • for micro mini cylinder

Order code No.	022798
TYPE	CPUM-02

- Weight: 3.6g
- Cylinder: UMCD, MCP1-12 series

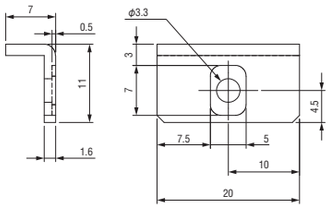



Claw • round shape φ25 • for mini cylinder

Order code No.	370072
TYPE	CP-013

- Weight: 11.4g
- Cylinder: MCD1, MCDR, MCE, MCP1-20 series

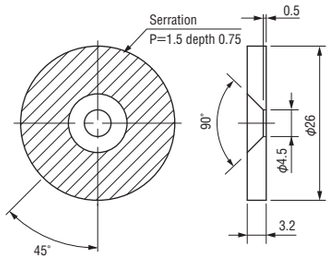

∗Clamp force is conveyed with serration processing.
This product is engaged in less deep than CP-014.



Claw • L shape • for mini cylinder

Order code No.	370073
TYPE	CP-014

- Weight: 28.4g
- Cylinder: MCD1, MCDR, MCE, MCP1-20 series

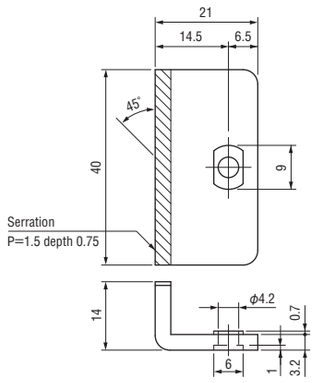

Nut Plates



Nut plate • for micro mini cylinder

Order code No.	022801
TYPE	CPUM-05

- Weight: 5.0g
- Cylinder: UMCD series

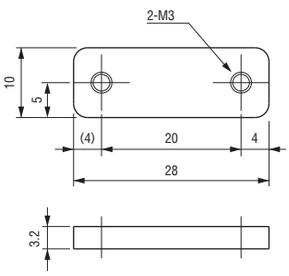



Nut plate • for mini cylinder

Order code No.	050033
TYPE	CP-009

- Weight: 8.2g
- Cylinder: MCD1, MCDR, MCE series

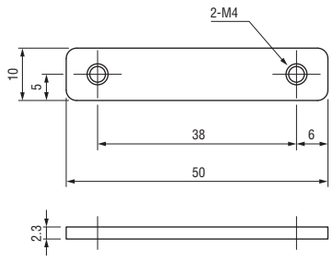



Nut plate • for H cylinder (M3)

Order code No.	050034
TYPE	CP-010

- Weight: 5.2g
- Cylinder: MCY-HS

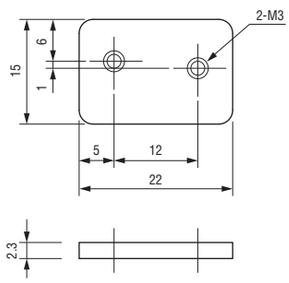

Eins_CATALOG_V6_02-掴む_EN.indd 13 2021/09/21 16:06:26

Chuck Spacers : Plastic／Aluminum

Spacer for height adjustment.



Chuck spacer • for micro mini cylinder

Order code No.	041646
TYPE	ECPUM-03

● Weight: 1.7g

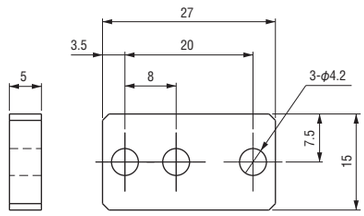



Chuck spacer • for mini cylinder

Order code No.	041647
TYPE	ECP-011

● Weight: 8.6g

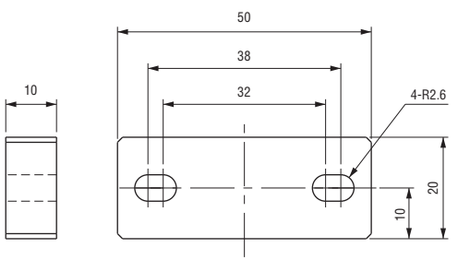

Example of installation

MCD1-10 + ECP-011

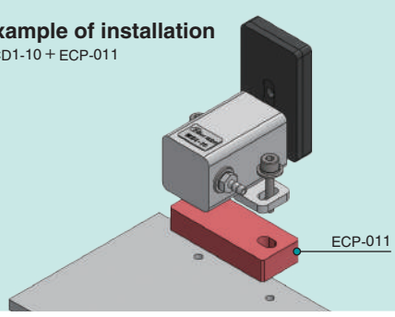

▶ Spacer for mini cylinder



Spacer • aluminum • 50H

Order code No.	230060
TYPE	XL0002-050

● Weight: 73g ● Size A: 50mm



Spacer • aluminum • 80H

Order code No.	230061
TYPE	XL0002-080

● Weight: 93g ● Size A: 80mm

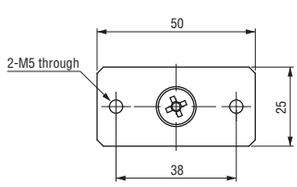



Spacer • aluminum • 100H

Order code No.	230062
TYPE	XL0002-100

● Weight: 106g ● Size A: 100mm



Spacer • aluminum • 120H

Order code No.	230063
TYPE	XL0002-120

● Weight: 119g ● Size A: 120mm

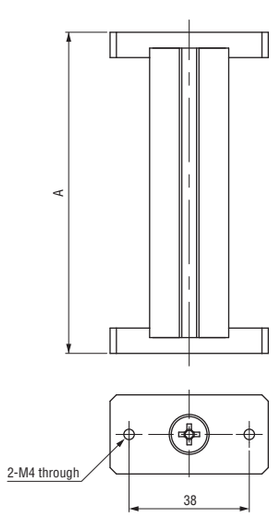

Eins_CATALOG_V6_02-掴む_EN.indd 14 2021/09/24 13:39:21

Extension Shafts / Pillow Blocks / Slide Plate

Extension of mini cylinder rod, used with pillow block for stability.
Easy to remote mount the mini cylinder, position adjustment.



Mini cylinder • extension shaft

Order code No.	370342
TYPE	CP-033 (30mm)

- Weight: 11g



Mini cylinder • extension shaft

Order code No.	370711
TYPE	CP-034 (45mm)

- Weight: 16g

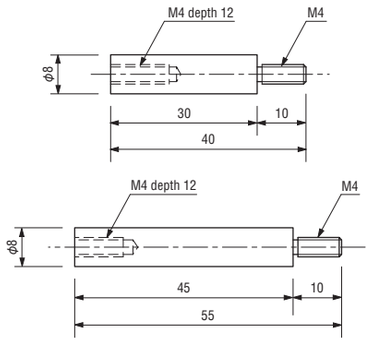

- Cylinder: MCD1 series



Mini cylinder • pillow block

Order code No.	370341
TYPE	CP-007 (10mm)

- Weight: 20g



Mini cylinder • pillow block

Order code No.	370712
TYPE	CP-008 (20mm)

- Weight: 40g

- Cylinder: MCD1 series

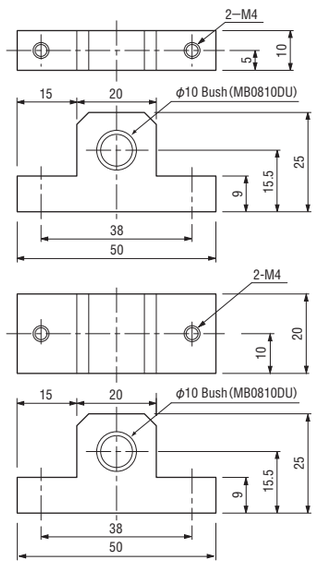



Mini cylinder • slide plate

Order code No.	370793
TYPE	CP-030 (10H)

- Weight: 53g
- Use nut plate to attach mini cylinder.
➡ See 2-13



Mini cylinder • slide plate

Order code No.	370722
TYPE	CP-030 (15H)

- Weight: 64g
- Use nut plate to attach mini cylinder.
➡ See 2-13

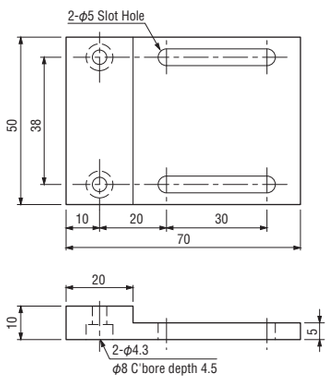

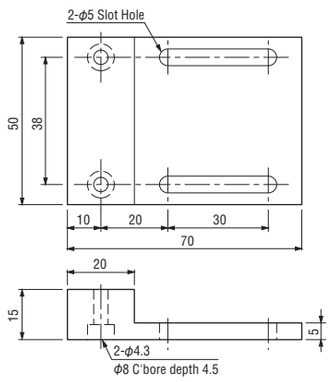

Example of installation
MCE-20T + CP-030 + CP-009

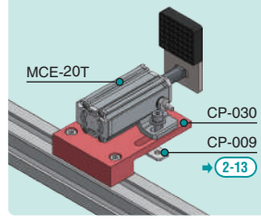

Eins_CATALOG_V6_02-掴む_EN.indd 15 2021/09/21 16:06:28

Container Cylinders

■Specification

Product name		Order code No.	TYPE	Structure	Used air pressure*2 (Mpa)	Withstand pressure (Mpa)	Output*1 (N)	Stroke (mm)	Weight (g)	Page of Details
Mini container cylinder		131014	NCON-M10S	Single action type	0.4～0.5 (4～5kgf/cm²)	1 (10kgf/cm²)	Push 154 (16kgf)	10	135	2-17
		131015	NCON-M15S					15	145	
		131016	NCON-M20S					20	155	
		130709	NCON-M10W	Double action type		1 (10kgf/cm²)	Push 154 (16kgf) Pull 129 (13kgf)	10	135	
		130710	NCON-M15W					15	145	
		130711	NCON-M20W					20	155	
		130712	NCON-M25W					25	165	
		130713	NCON-M30W					30	175	
Container cylinder		130707	NCON-20W	Double action type	0.4～0.5 (4～5kgf/cm²)	1 (10kgf/cm²)	Push 314 (32kgf) Pull 263 (26.8kgf)	20	340	2-18
		130708	NCON-40W					40	415	
		130829	NCON-80W					80	557	

Product name		Order code No.	TYPE	Structure	Used air pressure*2 (Mpa)	Cylinder diameter (mm)	Output*3 (N)	Stroke (mm)	Weight (g)	Page of Details
Container cylinder reinforced		130869	NCON-40WK	Double action type	0.39 ～ 0.59	20	314 (32kgf)	40	688	2-18
Container cylinder w/ guided		060496	GCYL20*20	Double action type	0.4 ～ 0.6	20	157 (16kgf)	20	526	2-19
		060497	GCYL20*40					40	670	
		060498	GCYL20*50					50	746	
		060499	GCYL20*75					75	1,000	
		060500	GCYL20*100					100	1,192	
		060501	GCYL20*150					150	1,576	

Auto switch (reed SW)		030282	D-A93	–	–	–	–	–	6	2-17,19
Auto switch (contactless)		030425	D-M9N	–	–	–	–	–	8	2-17,19

*1：Used air pressure (0.49Mpa)　*2：Fluid to be used/Clean air, Ambient temperature/5 ℃ - 40℃　*3：Used air pressure (0.5Mpa)

Eins_CATALOG_V6_02-掴む_EN.indd　16　2021/09/21　16:06:30

Mini Container Cylinder (Single Action／Double Action)

Smooth operation with fit drive guide.

Single Action Type

Installation of auto switch for act/return limit is possible.



Order code No.	131014
TYPE	NCON-M10S

- Stroke: 10mm
- Weight: 135g

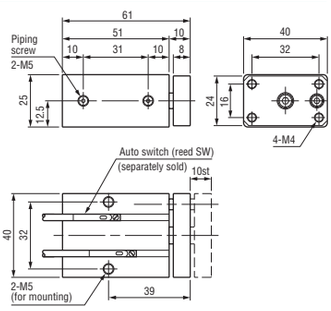



Order code No.	131015
TYPE	NCON-M15S

- Stroke: 15mm
- Weight: 145g

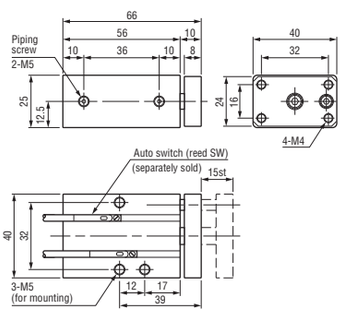



Order code No.	131016
TYPE	NCON-M20S

- Stroke: 20mm
- Weight: 155g

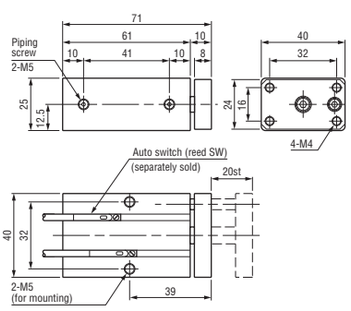



Auto switch (reed SW)

Order code No.	030282
TYPE	D-A93

- Weight: 6g
- Applicable load: relay, PLC
- Load voltage: 24VDC
- Load current range: 5mA-40mA
- Lead wire: 0.5M OUT brown OUT (+) blue (−)
- With indicator lamp
- Terminal process is not made.
- Wiring: ➡ See (6-21)
- Length: 0.5m



Auto switch (contactless)

Order code No.	030425
TYPE	D-M9N

- Weight: 8g
- Applicable load: relay, PLC
- Load voltage: 24VDC
- Load current range: -40mA or lower
- Lead wire: 0.5M+V (brown), Load (black), 0V(blue)
- With indicator lamp
- Terminal process is not made.
- Wiring: ➡ See (6-21)
- Length: 0.5m



Double Action Type

Installation of auto switch for act/return limit is possible.



Order code No.	130709
TYPE	NCON-M10W

- Stroke: 10mm
- Weight: 135g

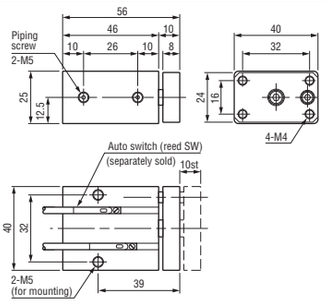



Order code No.	130710
TYPE	NCON-M15W

- Stroke: 15mm
- Weight: 145g

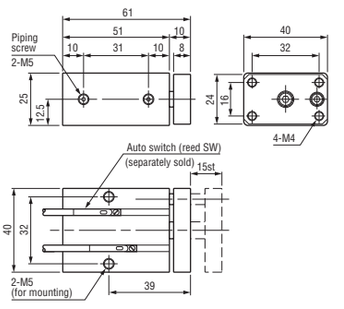



Order code No.	130711
TYPE	NCON-M20W

- Stroke: 20mm
- Weight: 155g

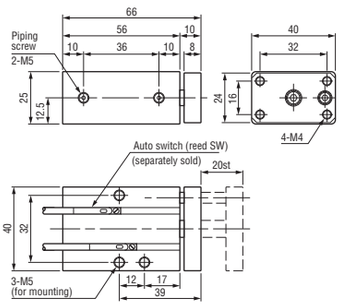



Order code No.	130712
TYPE	NCON-M25W

- Stroke: 25mm
- Weight: 165g

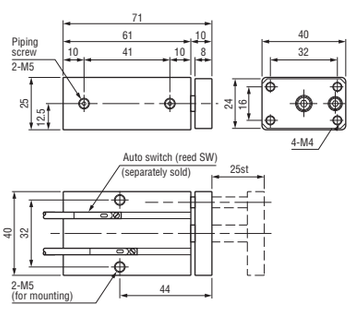



Order code No.	130713
TYPE	NCON-M30W

- Stroke: 30mm
- Weight: 175g

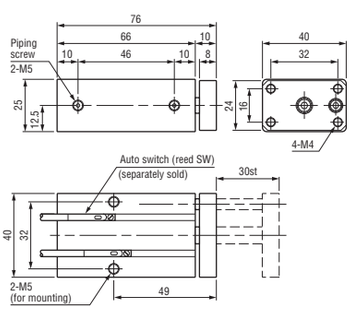

Eins_CATALOG_V6_02-掴む_EN.indd 17 2021/09/21 16:06:32

Container Cylinder (Double Action / Reinforced)

Smooth operation with double rods.

Installation of auto switch for act/return limit is possible.



Order code No.	130707
TYPE	NCON-20W

- Stroke: 20mm
- Weight: 340g



Order code No.	130708
TYPE	NCON-40W

- Stroke: 40mm
- Weight: 415g



Order code No.	130829
TYPE	NCON-80W

- Stroke: 80mm
- Weight: 557g



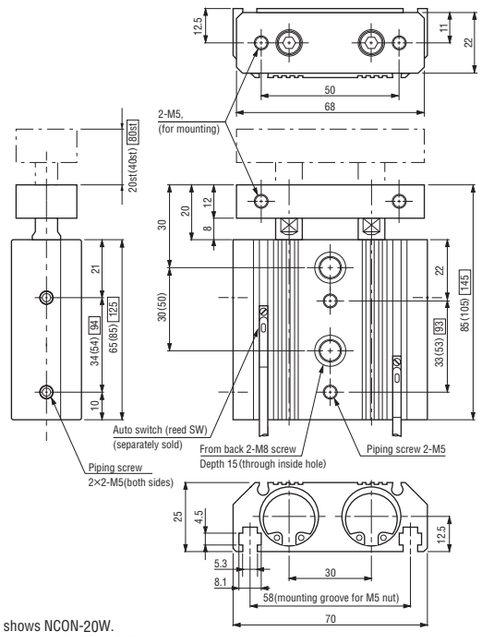

∗Base drawing shows NCON-20W.
∗Size in ( ) shows size of NCON-40W.
∗Size in ▭ shows size of NCON-80W.

▶ High durability and long operation life with widemouthed cylinder and reinforcement of piston structure.



Container cylinder • reinforced (double)

Order code No.	130869
TYPE	NCON-40WK

- Stroke: 40mm
- Weight: 688g

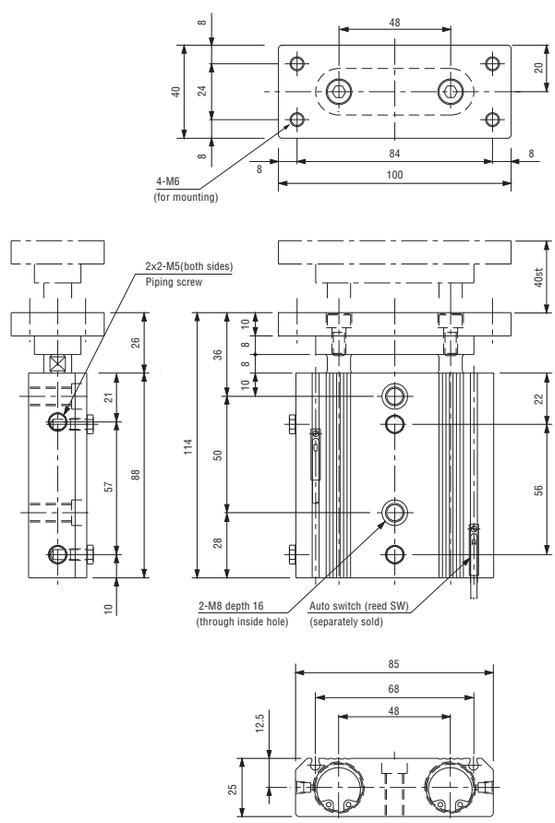

Eins_CATALOG_V6_02-掴む_EN.indd 18 2021/09/21 16:06:33

Container Cylinder w／Guided（Double Action）

Improved durability with integral-type aluminum body.

Installation of auto switch for act/return limit is possible.



Order code No.	060496
TYPE	GCYL20*20

- Stroke: 20mm
- Weight: 526g



Order code No.	060497
TYPE	GCYL20*40

- Stroke: 40mm
- Weight: 670g



Order code No.	060498
TYPE	GCYL20*50

- Stroke: 50mm
- Weight: 746g



Order code No.	060499
TYPE	GCYL20*75

- Stroke: 75mm
- Weight: 1,000g



Order code No.	060500
TYPE	GCYL20*100

- Stroke: 100mm
- Weight: 1,192g



Order code No.	060501
TYPE	GCYL20*150

- Stroke: 150mm
- Weight: 1,576g

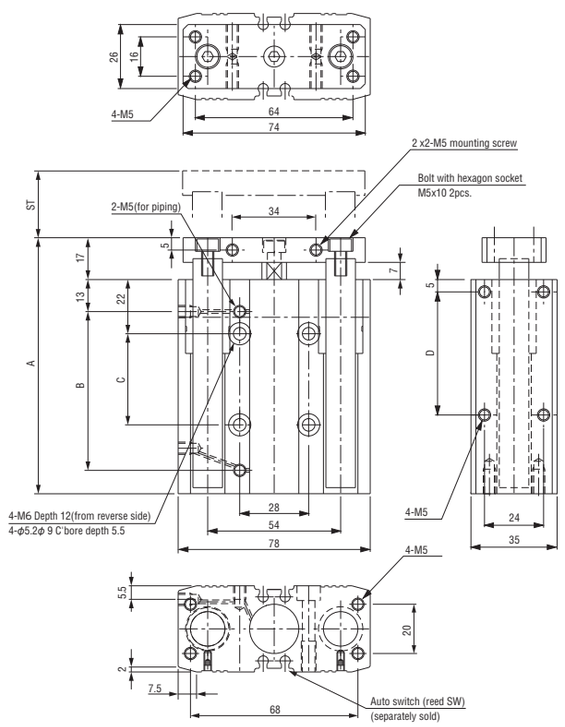

■Dimensions (mm)

TYPE	GCYL20*20	GCYL20*40	GCYL20*50	GCYL20*75	GCYL20*100	GCYL20*150
ST	20	40	50	75	100	150
A	74	94	104	136.5	171.5	231.5
B	34.5	54.5	64.5	89.5	114.5	164.5
C	17	37	37	60	60	120
D	30	50	50	85	85	135



Auto switch (reed SW)

Order code No.	030282
TYPE	D-A93

- Weight: 6g
- Applicable load: relay, PLC
- Load voltage: 24VDC
- Load current range: 5mA-40mA
- Lead wire: 0.5M OUT brown OUT (+) blue (–)
- Indicator light
- Wiring: ➡ See 6-21
- Length: 0.5m



Auto switch (contactless)

Order code No.	030425
TYPE	D-M9N

- Weight: 8g
- Applicable load: relay, PLC
- Load voltage: 24VDC
- Load current range: -40mA or lower
- Wiring: 0.5M ＋ V (brown), Load (black), 0V (blue)
- Indicator light
- Wiring: ➡ See 6-21
- Length: 0.5m

Eins_CATALOG_V6_02-掴む_EN.indd 19 2021/09/21 16:06:34

Accessories for Container Cylinder

Pads



Used for work grip or positioning.

Nut plates



For fixing container cylinders.

Extension plate



Setting position can be changed according to the work shape.

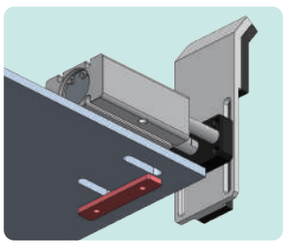

■Specification

Product name		Order code No.	TYPE	Weight (g)	Material	Page of details
Pad・for mini container cylinder		131256	NCON-CP-01	34	Nitrile rubber	2-21
		131257	NCON-CP-02	38		
		131258	NCON-CP-03	38	Steel	
		131259	NCON-CP-04	71	Nitrile rubber	
		131260	NCON-CP-05	71		
		131281	NCON-CP-06	96		
Extended plate (for wear plate)		230071	XL0006-104	31	Aluminum	
Nut plate・for container cylinder		023196	CP-075	10	Steel	

Eins_CATALOG_V6_02-掴む_EN.indd 20 2021/09/21 16:06:35

Pads／Extension Plates／Nut Plates

Pads for mini container cylinder.



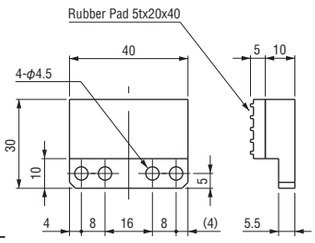

Pad・for mini container cylinder

Order code No.	131256
TYPE	NCON-CP-01

- Material: nitrile rubber
- Weight: 34g



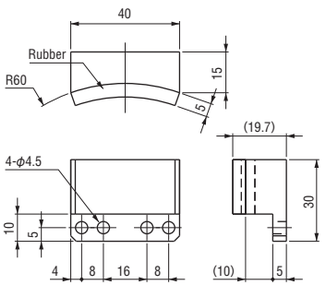

Pad・for mini container cylinder

Order code No.	131257
TYPE	NCON-CP-02

- Material: nitrile rubber
- Weight: 38g



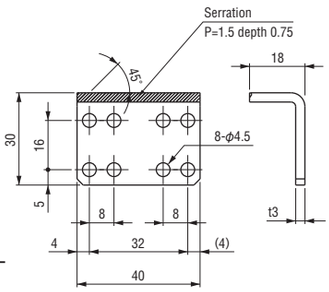

Claw・for mini container cylinder

Order code No.	131258
TYPE	NCON-CP-03

- Weight: 38g



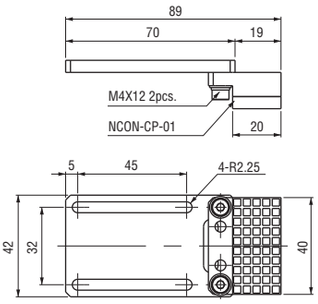

Pad・for mini container cylinder

Order code No.	131259
TYPE	NCON-CP-04

- Material: nitrile rubber
- Weight: 71g



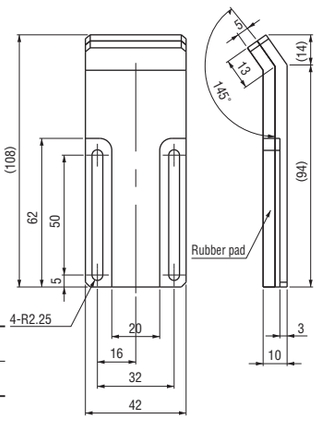

Pad・for mini container cylinder

Order code No.	131260
TYPE	NCON-CP-05

- Material: nitrile rubber
- Weight: 71g



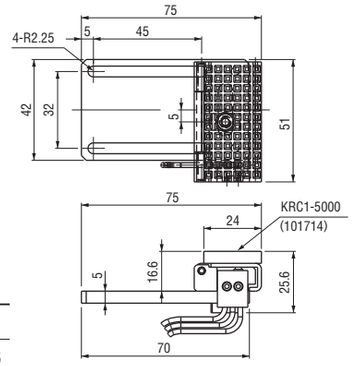

Pad・for mini container cylinder

Order code No.	131281
TYPE	NCON-CP-06

- Material: nitrile rubber
- Weight: 96g
- Length: 0.3m

＊Wiring：black (COM) blue (NO) red (NC)
A contact specification：black (COM) blue (NO)
B contact specification：black (COM) red (NC)



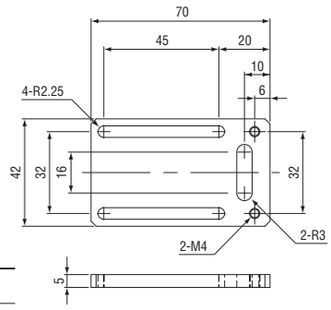

Extended plate (for wear plate)

Order code No.	230071
TYPE	XL0006-104

- Weight: 31g



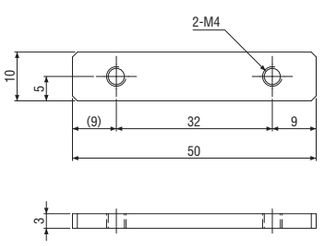

Nut plate･for container cylinder

Order code No.	023196
TYPE	CP-075

- Weight: 10g

Eins_CATALOG_V6_02-掴む_EN.indd 21 2021/09/24 13:39:22

Grippers

Runner Chuck E Series (Claw Superduralumin)



Lightweight, high rigidity, and long operating life with superduralumin.
Mounting selection for Tap type and Eins Parts (jungle-gym series) is possible.

Runner Chuck E1 Series (Steel Type)



Using superduralumin body and steel claw allows a wide range of uses.
Two types of check limits can be selected.

Runner Module



Module kit for runner extraction.

Runner Chuck Plate



Extracts runners with MCD1-10 mini cylinder which is directly attached to the robot arm.

Tunnel Gate Runner Chuck



Jumping tunnel gate is caught with tapered section.

Pipe Combination Chuck



Special cylinder of hinge structure which operates 90 degrees.
Used with jungle gym series parts.

Magnet Chuck



Neodymium magnet is embedded in the piston section. Using with magnet to transfer steel parts.

Parallel Chucks (Single／Double)



Compact design with low profile and small space.

Parallel Hand 15st (Double)



Durable bush guide embedded.
Also available with rubber for clean rooms.

Needle Gripper



Embedded needle allows holding fiber workpiece with high air permeability.

Hinge Chuck Clamp Unit (Double)



Best Clamp Unit for Hinge Chuck for taking out auto parts of large-scale bumper and Instrument panel, etc.

Eins_CATALOG_V6_02-掴む_EN.indd 22 2021/09/21 16:06:38

Runner chuck E series (manual, super duralumin)



W/ sensor
(Straight claw type)

Runner chuck E1 series (Steel claw type)



With proximity sensor
(Straight claw type)



With Limit SW
(Straight claw type)



With proximity sensor
(steel L claw type)



With Limit SW
(steel L claw type)

■ Specification

	Product name		Order code No.	TYPE	Weight (g)	Grip (N)	Remarks	Page of Details
E series (Super duralumin・straight claw type)	Runner chuck ES (w/o sensor)		022879	CHK-ES-08	18	5	w/o sensor	2-28
	Runner chuck ES (with sensor)		022883	CHK-ES-08-C	32		Proximity sensor	
	Runner chuck EM (w/o sensor)		022878	CHK-EM-12	46	28	w/o sensor	
	Runner chuck EM (with sensor)		022882	CHK-EM-12-C	56		Proximity sensor	
	Runner chuck EL (w/o sensor)		022877	CHK-EL-12	94	45	w/o sensor	
	Runner chuck EL (with sensor)		022881	CHK-EL-12-C	104		Proximity sensor	
	Runner chuck EX (w/o sensor)		022876	CHK-EX-20	180	80	w/o sensor	2-29
	Runner chuck EX (with sensor)		022880	CHK-EX-20-C	190		Proximity sensor	
E1 series (Steel・straight claw type)	Runner chuck EN (w/o sensor)		022991	CHK-EN1-06	10	2	w/o sensor	2-30
	Runner chuck ES (w/o sensor)		022992	CHK-ES1-08	22	5	w/o sensor	
	Runner chuck ES (with proximity sensor)		022998	CHK-ES1-08-C	38		Proximity sensor	
	Runner chuck ES (with Limit SW)		023004	CHK-ES1-08-C1	33		Limit SW	
	Runner chuck EM (w/o sensor)		022993	CHK-EM1-12	67	28	w/o sensor	
	Runner chuck EM (with proximity sensor)		022999	CHK-EM1-12-C	79		Proximity sensor	
	Runner chuck EM (with Limit SW)		023005	CHK-EM1-12-C1	73		Limit SW	
	Runner chuck EL (w/o sensor)		022994	CHK-EL1-12	143	45	w/o sensor	2-31
	Runner chuck EL (with proximity sensor)		023000	CHK-EL1-12-C	155		Proximity sensor	
	Runner chuck EL (with Limit SW)		023006	CHK-EL1-12-C1	145		Limit SW	
	Runner chuck EX (w/o sensor)		022995	CHK-EX1-20	280	80	w/o sensor	
	Runner chuck EX (with proximity sensor)		023001	CHK-EX1-20-C	283		Proximity sensor	
	Runner chuck EX (with Limit SW)		023007	CHK-EX1-20-C1	272		Limit SW	

Eins_CATALOG_V6_02-掴む_EN.indd 23 2021/09/21 16:06:40

Runner Chuck E1 series (Steel claw type)


Runner chuck EM (Attachment/detachment claw)


Runner chuck EM (Proximity sensor･attachment/ detachment claw)


Runner chuck EM (Limit SW･attachment/ detachment claw)


Runner chuck EX (Attachment/detachment claw)


Runner chuck EX (Proximity sensor･attachment/ detachment claw)


Runner chuck EX (Limit SW･attachment/ detachment claw)

■Specification

	Product name		Order code No.	TYPE	Weight (g)	Grip (N)	Remarks	Page of Details
E1 series (steel L claw type)	Runner chuck EL (w/o sensor)		022996	CHK-EL1L-12	170	45	w/o sensor	2-32
	Runner chuck EL (with proximity sensor)		023160	CHK-EL2L-12-C	196		Proximity sensor	
	Runner chuck EL (with Limit SW)		023161	CHK-EL2L-12-C1	186		Limit SW	
	Runner chuck EX (w/o sensor)		022997	CHK-EX1L-20	305	80	w/o sensor	
	Runner chuck EX (with proximity sensor)		023158	CHK-EX2L-20-C	335		Proximity sensor	
	Runner chuck EX (with Limit SW)		023159	CHK-EX2L-20-C1	325		Limit SW	
E1 series (Steel･attachable and detachable type claw)	Runner chuck EM (detachable/attachable claw)		023284	CHK-EMBF-12	70	28	w/o sensor	2-33
	Runner chuck EM (proximity sensor･detachable/attachable claw)		023286	CHK-EMBF-12-C	85		Proximity sensor	
	Runner chuck EM (limit SW･detachable/attachable claw)		023288	CHK-EMBF-12-C1	77		Limit SW	
	Runner chuck EM (attachment/detachment claw)		023285	CHK-EMF-12	12	–	w/o sensor	
	Runner chuck EM (proximity sensor･attachment/detachment claw)		023287	CHK-EMF-12-C	27	–	Proximity sensor	
	Runner chuck EM (limit SW･attachment/detachment claw)		023289	CHK-EMF-12-C1	20	–	Limit SW	
	Runner chuck EX (detachable/attachable claw)		023290	CHK-EXBF-20	272	80	w/o sensor	2-34
	Runner chuck EX (proximity sensor･detachable/attachable claw)		023292	CHK-EXBF-20-C	287		Proximity sensor	
	Runner chuck EX (limit SW･detachable/attachable claw)		023294	CHK-EXBF-20-C1	278		Limit SW	
	Runner chuck EX (attachment/detachment claw)		023291	CHK-EXF-20	40	–	w/o sensor	
	Runner chuck EX (proximity sensor･attachment/detachment claw)		023293	CHK-EXF-20-C	54	–	Proximity sensor	
	Runner chuck EX (limit SW･attachment/detachment claw)		023295	CHK-EXF-20-C1	40	–	Limit SW	

Eins_CATALOG_V6_02-掴む_EN.indd 24 2021/09/21 16:06:44

	Product name		Order code No.	TYPE	Weight (g)	Grip (N)	Remarks	Page of Details
Sensor switch for exchange	Proximity sensor Ass'y (E series)		023086	CHK-ESE	10	–	For ES	2-29
			023087	CHK-EMLXE			For EM, EL, EX	
	Proximity sensor Ass'y (E1 series)		023014	CHK-E1SME	15		For ES1 and EM1	2-31
			023015	CHK-E1LXE			For EL1,EX1, EL2L,EX2L	
	Limit switch Ass'y (E1 series)		023016	CHK-E1SW	7		For ES1,EM1, EL1,EX1, EL2L,EX2L	

Product name		Order code No.	TYPE	Weight (g)	Torque (Nm)	Remarks	Page of Details
Runner module (w/o chuck)		171227	RM-08	111	–	For CHK-ES,ES1	2-35
		171228	RM-12	116		For CHK-EM, EM1, EL, EL2, EL2L	
		171229	RM-20	131		For CHK-EX, EX1, EX2L	
Runner chuck plate		022892	CHK-MCD01	396	–	MCD1-10/ CP-014	
Tunnel gate runner chuck		090140	J25411-100	76	–	UMCD-10/ CPUM-02	2-36
		090141	J25411-000	185		MCD1-10/ CP-014	
Pipe combination chuck E • ϕ12 • 90 deg		090204	J25410-40A	29	0.03	BF-5 (joint) attached	2-37
Pipe combination chuck D • ϕ20 • 90 deg		090203	J25410-30A	78	0.06		
90 degree flat A		131218	N01871-101	4.4	–	For J25410-400	
90 degree flat B		131479	N01871-102	10.4		J25410-300 MCY-H	2-37,38
Hinge cylinder		123711	MCE-HA	125	0.08	Double action type BF-5 (joint) attached	2-38
Magnet chucks		123218	MGC-20	95	–	Double-act-type Cylinder	2-39
Magnet chuck end rubber		123571	MGC-C	3	–	End rubber for MGC-20	

Eins_CATALOG_V6_02-掴む_EN.indd 25 2021/09/21 16:06:46

Product name		Order code No.	TYPE	Weight (g)	Remarks	Page of Details
Magnet chuck		185352	SSGM 40G1/4-IG	240	W/o sensor	2-39
		185358	SSGM-S-40-G1/4-IG-NPN	260	W/ NPN output sensor	
		185355	SSGM-S-40-G1/4-IG-PNP		W/ PNP output sensor	
		185353	SSGM 50G1/4-IG	440	W/o sensor	
		185359	SSGM-S-50-G1/4-IG-NPN	460	W/ NPN output sensor	
		185356	SSGM-S-50-G1/4-IG-PNP		W/ PNP output sensor	
		185354	SSGM 70G1/4-IG	715	W/o sensor	
		185360	SSGM-S-70-G1/4-IG-NPN	735	W/ NPN output sensor	
		185357	SSGM-S-70-G1/4-IG-PNP		W/ PNP output sensor	
Parallel chuck 5st (single)		072172	HC-5S	32	5mm (stroke)	2-40,41
Parallel chuck 10st (single)		072171	HC-10S	70	10mm (stroke)	
Parallel chuck 10st (double)		072170	HC-10			
With two-wire-type limit switch: Parallel chuck 5st (single)		072702	HC1-5S-C1	50	5mm (stroke)	
With two-wire-type limit switch: Parallel chuck 10st (single)		072703	HC1-10S-C1	95	10mm (stroke)	
With two-wire-type limit switch: Parallel chuck 10st (double)		072705	HC1-10-C1			
With two-wire-type limit switch: Parallel chuck 20st (single)		072704	HC1-20S-C1	305	20mm (stroke)	
With two-wire-type limit switch: Parallel chuck 20st (double)		072706	HC1-20-C1	300		
Claws: Claw • for parallel chuck		023215	CP-HC10N	9	For HC1-10, 10S	2-41
		023216	CP-HC20N	26	For HC1-20, 20S	
Spacer: Spacer • for parallel chuck		023217	CP-HC10S	1	For HC1-10, 10S	
		023218	CP-HC20S	2	For HC1-20, 20S	

Eins_CATALOG_V6_02-掴む_EN.indd 26 2021/09/21 16:06:46

Product name			Order code No.	TYPE	Weight (g)	Remarks	Page of Details
Auto switch (reed SW)			030282	D-A93	6	Reed Sw	2-38, 40,42
Auto switch (contactless)			030425	D-M9N	8	Contactless	2-38,40, 42,43
Limit switch Ass'y			072708	HC1-SW1	10	For HC1-5S/10/10S Mounting bolt nut attached	2-40
			072709	HC1-SW2		For HC1-20/20S Mounting bolt nut attached	
Parallel chuck 40st (double) ＊2			282205	2HC1-80	650	40mm × 2 (stroke)	2-42
Parallel chuck (Single action type)	Standard type		123401	MHZ2-10S	55	4mm (stroke)	2-43
	Narrow type		122451	MHZ2-10SN			
Parallel hand 15st (double)			071996	HLA-12AS	152	15mm (stroke)	2-44
Parallel hand 20st (double)			070986	HLA-15AS	276	20mm (stroke)	
Parallel hand 25st (double)			071997	HLA-20AS	504	25mm (stroke)	
Parallel hand 15st w/ rubber cover			071999	HLAG-12AS	157	15mm (stroke)	
Parallel hand 20st w/ rubber cover			072000	HLAG-15AS	281	20mm (stroke)	
Auto switch (contactless)			010633	E16-M1	18	Contactless	2-44
Needle gripper			186255	SNG-M-4-0.8	80	Diameter: 0.8mm	2-45
			186256	SNG-AP-10-0.8-V-10	225		
			186257	SNG-AP-10-1.2-V-10		Diameter: 1.2mm	
Needle piston set for exchange (4 pcs)			041925	ERS-SET-SNG-M-0.8	12	For SNG-M-4-0.8	
Needle holder set for exchange (2 pcs)			041926	ERS-SET-SNG-AP/AE-0.8-10	6	For SNG-AP-10-0.8-V-10	
			041927	ERS-SET-SNG-AP/AE-1.2-10		For SNG-AP-10-1.2-V-10	
Hinge chuck clamp unit (Double action type)			110688	L11540-000B	913	0-11.5 (degree)	2-46
Hinge chuck suction stem			110567	L11540-109	7	–	

Eins_CATALOG_V6_02-掴む_EN.indd 27 2021/09/21 16:06:48

Runner Chuck E Series (Claw Superduralumin)

Lightweight, high rigidity, and long operating life with superduralumin.

▶ Attach with tapped hole or Eins connector parts (Jungle Gym ø8 series).



CHK-ES-08-C

Runner chuck ES w/o sensor

Order code No.	022879
TYPE	CHK-ES-08

- Weight: 18g
- Grip: 5N
- Joint pipe fitting BF-3 included

Runner chuck ES w/ sensor

Order code No.	022883
TYPE	CHK-ES-08-C

- Weight: 32g
- Grip: 5N
- Joint pipe fitting BF-3 included
- Sensor: direct current, three-wire system.
- Terminal process is not made.
- Harness length: 1,000mm

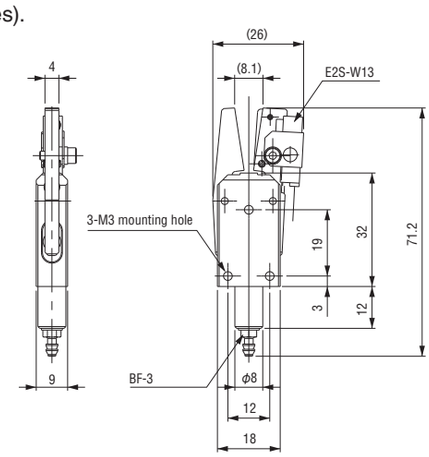

▶ Attach with tapped hole or Eins connector parts (Jungle Gym ø12 series).



CHK-EM-12-C

Runner chuck EM w/o sensor

Order code No.	022878
TYPE	CHK-EM-12

- Weight: 46g
- Grip: 28N
- Joint pipe fitting BF-5 included

Runner chuck EM w/ sensor

Order code No.	022882
TYPE	CHK-EM-12-C

- Weight: 56g
- Grip: 28N
- Joint pipe fitting BF-5 included
- Sensor: direct current, three-wire system.
- Terminal process is not made.
- Harness length: 1,000mm

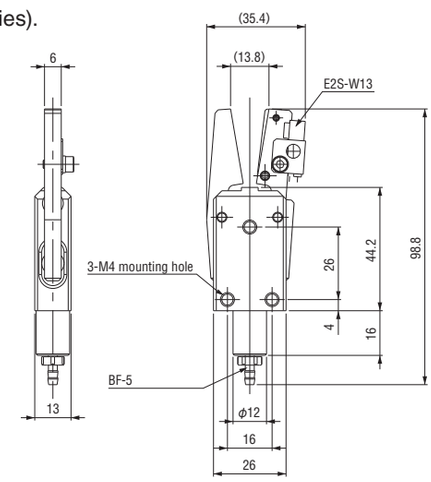

▶ Attach with tapped hole or Eins connector parts (Jungle Gym ø12 series).



CHK-EL-12-C

Runner chuck EL w/o sensor

Order code No.	022877
TYPE	CHK-EL-12

- Weight: 94g
- Grip: 45N
- Joint pipe fitting BF-5 included

Runner chuck EL w/ sensor

Order code No.	022881
TYPE	CHK-EL-12-C

- Weight: 104g
- Grip: 45N
- Joint pipe fitting BF-5 included
- Sensor: direct current, three-wire system.
- Terminal process is not made.
- Harness length: 1,000mm

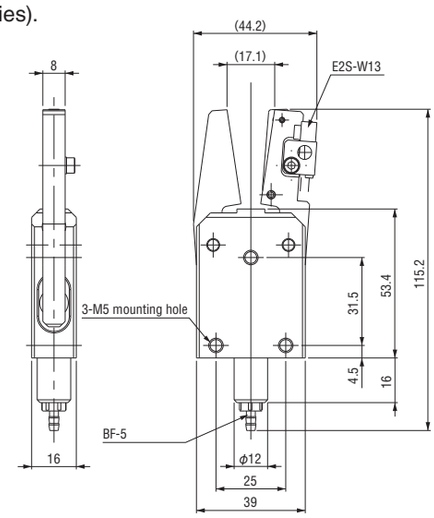

Eins_CATALOG_V6_02-掴む_EN.indd 28 2021/09/21 16:06:48

▶ Attach with tapped hole or Eins connector parts (Jungle Gym ϕ 20 series).

Runner chuck EX w/o sensor

Order code No.	022876
TYPE	CHK-EX-20

- Weight: 180g
- Grip: 80N
- Joint pipe fitting BF-6 included

Runner Chuck EX w/ sensor

Order code No.	022880
TYPE	CHK-EX-20-C



CHK-EX-20-C

- Weight: 190g
- Grip: 80N
- Joint pipe fitting BF-6 included
- Sensor: direct current, three-wire system.
- Terminal process is not made.
- Harness length: 1,000mm

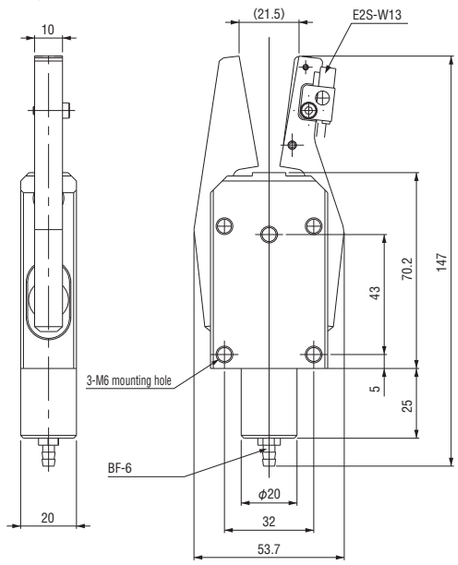

Proximity sensor Ass'y

Order code No.	023086
TYPE	CHK-ESE



- Weight: 10g
- For ES (Installation to E1 series is impossible).
- Set Includes: proximity sensor, mounting bracket, spring, mounting bolts
- Terminal process is not made.
- Harness length: 1,000mm

Proximity sensor Ass'y

Order code No.	023087
TYPE	CHK-EMLXE



- Weight: 10g
- For EM/EL/EX (Installation to E1 series is impossible).
- Set Includes: proximity sensor, mounting bracket, spring, mounting bolts
- Terminal process is not made.
- Harness length: 1,000mm

■Specifications of sensor section

TYPE	E2S-W13
Power supply voltage	DC12 - 24V
Current consumption	13mA or less
Control output	NPN
Lead wire	1M brown (+V) black (output) blue (0V)
Others	Indicator light

Eins_CATALOG_V6_02-掴む_EN.indd 29 2021/09/21 16:06:49

Runner Chuck E1 Series (Steel type)

Higher wear resistance steel claws.

▶ Attach with tapped hole or Eins connector parts (Jungle Gym ϕ 8 series).



Runner chuck EN w/o sensor

Order code No.	022991
TYPE	CHK-EN1-06

- Weight: 10g ● Grip: 2N
- Joint pipe fitting BF-3 included
- Sensor cannot be retrofitted.

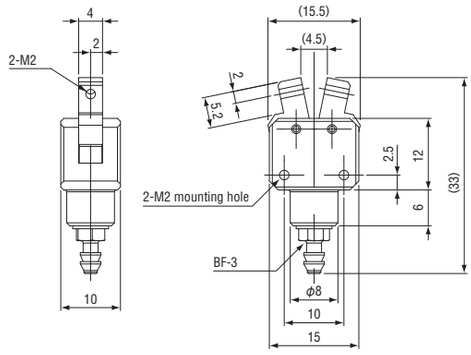

▶ Attach with tapped hole or Eins connector parts (Jungle Gym ϕ 8 series).



CHK-ES1-08

Runner chuck ES w/o sensor

Order code No.	022992
TYPE	CHK-ES1-08

- Weight: 22g ● Grip: 5N
- Joint pipe fitting BF-3 included
- Sensor cannot be retrofitted.

Runner chuck ES w/ proximity sensor

Order code No.	022998
TYPE	CHK-ES1-08-C

- Weight: 38g ● Grip: 5N
- Joint pipe fitting BF-3 included
- Sensor: direct current, three-wire system.
- Terminal process is not made.
- Harness length: 1,000mm

Runner chuck ES w/ limit SW

Order code No.	023004
TYPE	CHK-ES1-08-C1

- Weight: 33g ● Grip: 5N
- Joint pipe fitting BF-3 included
- Sensor: direct current, two-wire system.
- Rated current: 1mA 5VAC to 100mA 30VDC
- Terminal process is not made.
- Harness length: 300mm

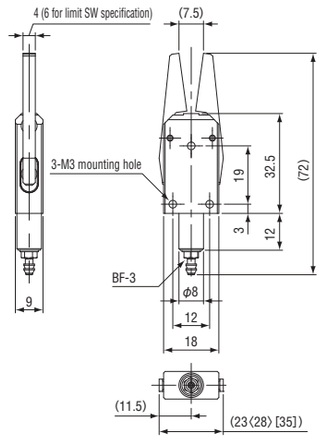

With proximity sensor

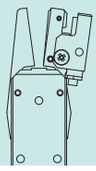

With limit SW

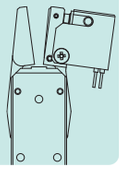

∗ Base drawing: CHK-ES1-08
∗ Dimension < >: CHK-ES1-08-C The dimension includes the size of the proximity switch.
∗ Dimension [ ]: CHK-ES1-08-C1 The dimension includes the size of the proximity switch.

▶ Attach with tapped hole or Eins connector parts (Jungle Gym ϕ 12 series).



CHK-EM1-12

Runner chuck EM w/o sensor

Order code No.	022993
TYPE	CHK-EM1-12

- Weight: 67g ● Grip: 28N
- Joint pipe fitting BF-5 included
- Sensor cannot be retrofitted.

Runner chuck EM w/ proximity sensor

Order code No.	022999
TYPE	CHK-EM1-12-C

- Weight: 79g ● Grip: 28N
- Joint pipe fitting BF-5 included
- Sensor: direct current, three-wire system.
- Terminal process is not made.
- Harness length: 1,000mm

Runner chuck EM w/ limit SW

Order code No.	023005
TYPE	CHK-EM1-12-C1

- Weight: 73g ● Grip: 28N
- Joint pipe fitting BF-5 included
- Sensor: direct current, two-wire system.
- Rated current: 1mA 5VAC to 100mA 30VDC
- Terminal process is not made.
- Harness length: 300mm

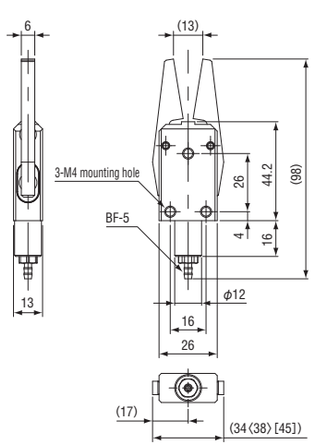

With proximity sensor

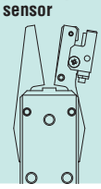

With limit SW

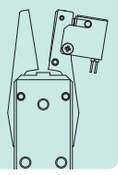

∗ Base drawing: CHK-EM1-12
∗ Dimension < >: CHK-EM1-12-C The dimension includes the size of the proximity switch.
∗ Dimension [ ]: CHK-EM1-12-C1 The dimension includes the size of the proximity switch.

Eins_CATALOG_V6_02-掴む_EN.indd 30 2021/09/21 16:06:50

Attach with tapped hole or Eins connector parts (Jungle Gym ϕ12 series).



CHK-EL1-12

Runner chuck EL w/o sensor

Order code No.	022994
TYPE	CHK-EL1-12

- Weight: 143g ● Grip: 45N
- Joint pipe fitting BF-5 included
- Sensor cannot be retrofitted.

Runner chuck EL w/ proximity sensor

Order code No.	023000
TYPE	CHK-EL1-12-C

- Weight: 155g ● Grip: 45N
- Joint pipe fitting BF-5 included
- Sensor: direct current, three-wire system.
- Terminal process is not made.
- Harness length: 1,000mm

Runner chuck EL w/ limit SW

Order code No.	023006
TYPE	CHK-EL1-12-C1

- Weight: 145g ● Grip: 45N
- Joint pipe fitting BF-5 included
- Sensor: direct current, two-wire system.
- Rated current: 1mA 5VAC to 100mA 30VDC
- Terminal process is not made.
- Harness length: 300mm

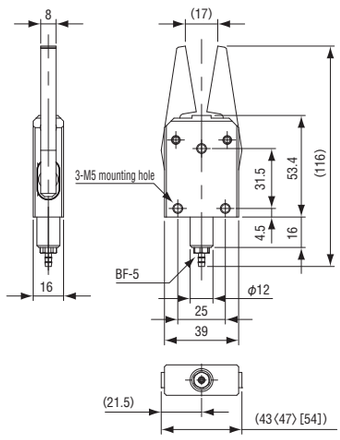

With proximity sensor

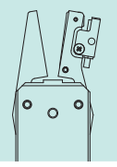

With limit SW

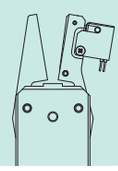

∗Base drawing: CHK-EL1-12
∗Dimension < >: CHK-EL1-12-C The dimension includes the size of the proximity switch.
∗Dimension [ ]: CHK-EL1-12-C1 The dimension includes the size of the proximity switch.

Attach with tapped hole or Eins connector parts (Jungle Gym ϕ20 series).



CHK-EX1-20

Runner chuck EX w/o sensor

Order code No.	022995
TYPE	CHK-EX1-20

- Weight: 280g ● Grip: 80N
- Joint pipe fitting BF-6 included
- Sensor cannot be retrofitted.

Runner chuck EX w/ proximity sensor

Order code No.	023001
TYPE	CHK-EX1-20-C

- Weight: 283g ● Grip: 80N
- Joint pipe fitting BF-6 included
- Sensor: direct current, three-wire system.
- Terminal process is not made.
- Harness length: 1,000mm

Runner chuck EX w/ limit SW

Order code No.	023007
TYPE	CHK-EX1-20-C1

- Weight: 272g ● Grip: 80N
- Joint pipe fitting BF-6 included
- Sensor: direct current, two-wire system.
- Rated current: 1mA 5VAC to 100mA 30VDC
- Terminal process is not made.
- Harness length: 300mm

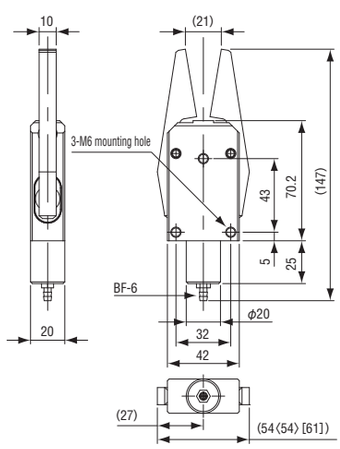

With proximity sensor

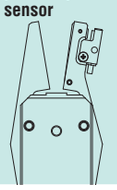

With limit SW

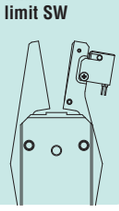

∗Base drawing: CHK-EX1-20
∗Dimension < >: CHK-EX1-20-C The dimension includes the size of the proximity switch.
∗Dimension [ ]: CHK-EX1-20-C1 The dimension includes the size of the proximity switch.



Proximity sensor Ass'y

Order code No.	023014
TYPE	CHK-E1SME

- Weight: 15g
- For ES1/EM1 (Installation to E series is impossible).
- Set Includes: proximity sensor, mounting bracket, spring, mounting bolts
- Terminal process is not made.
- Harness length: 1,000mm



Proximity sensor Ass'y

Order code No.	023015
TYPE	CHK-E1LXE

- Weight: 15g
- For EL1/EX1/EL2L/EX2L (Installation to E series is impossible).
- Set Includes: proximity sensor, mounting bracket, spring, mounting bolts
- Terminal process is not made.
- Harness length: 1,000mm



Limit switch Ass'y

Order code No.	023016
TYPE	CHK-E1SW

- Weight: 7g
- For ES1/EM1/EL1/EX1/EL2L/EX2L (Installation to E series is impossible).
- Set Includes: limit switch, mounting bracket, mounting bolts
- Rated current: 1mA 5VAC to 100mA 30VDC
- Terminal process is not made.
- Harness length: 300mm

Eins_CATALOG_V6_02-掴む_EN.indd 31 2021/09/21 16:06:51

Runner Chuck E1 Series (Steel L Claw Type)

Wear resistance improved by using steer claw.

▶ Attach with tapped hole or Eins connector parts (Jungle Gym ϕ12 series).



CHK-EL1L-12

Runner chuck EL w/o sensor

Order code No.	022996
TYPE	CHK-EL1L-12

- Weight: 170g
- Grip: 45N
- Joint pipe fitting BF-5 included
- Sensor cannot be retrofitted.

Runner chuck EL w/ proximity sensor

Order code No.	023160
TYPE	CHK-EL2L-12-C

- Weight: 196g
- Grip: 45N
- Joint pipe fitting BF-5 included
- Sensor: direct current, three-wire system.
- Terminal process is not made.
- Harness length: 1,000mm

Runner chuck EL w/ limit SW

Order code No.	023161
TYPE	CHK-EL2L-12-C1

- Weight:186g
- Grip:45N
- Joint pipe fitting BF-5 included
- Sensor: direct current, two-wire system.
- Sensor mounting position was changed.
- Rated current: 1mA 5VAC to 100mA 30VDC
- Terminal process is not made.
- Harness length: 300mm

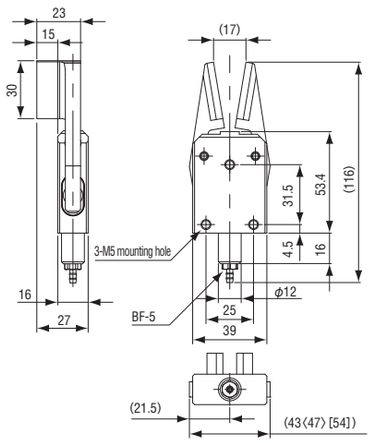

With proximity sensor

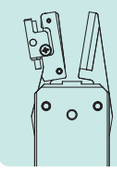

With limit SW

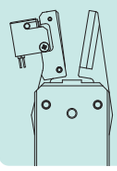

∗ Base drawing: CHK-EL1L-12
∗ Dimension < >: CHK-EL2L-12-C The dimension includes the size of the proximity switch.
∗ Dimension [ ]: CHK-EL2L-12-C1 The dimension includes the size of the proximity switch.

▶ Attach with tapped hole or Eins connector parts (Jungle Gym ϕ20 series).



CHK-EX1L-20

Runner chuck EX w/o sensor

Order code No.	022997
TYPE	CHK-EX1L-20

- Weight: 305g
- Grip: 80N
- Joint pipe fitting BF-6 included
- Sensor cannot be retrofitted.

Runner chuck EX w/ proximity sensor

Order code No.	023158
TYPE	CHK-EX2L-20-C

- Weight: 335g
- Grip: 80N
- Joint pipe fitting BF-6 included
- Sensor: direct current, three-wire system.
- Terminal process is not made.
- Harness length: 1,000mm

Runner chuck EX w/ limit SW

Order code No.	023159
TYPE	CHK-EX2L-20-C1

- Weight: 325g
- Grip: 80N
- Joint pipe fitting BF-6 included
- Sensor: direct current, two-wire system.
- Sensor mounting position was changed.
- Rated current: 1mA 5VAC to 100mA 30VDC
- Terminal process is not made.
- Harness length: 300mm

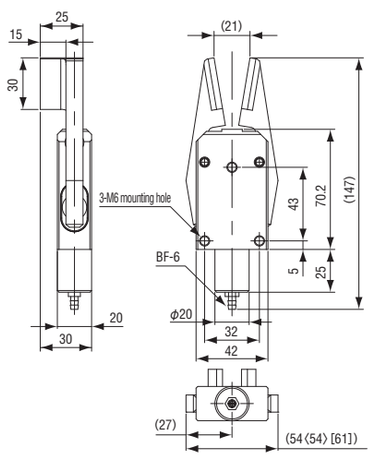

With proximity sensor

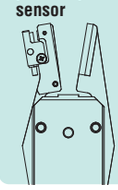

With limit SW

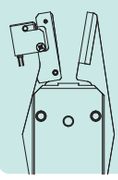

∗ Base drawing: CHK-EX1L-20
∗ Dimension < >: CHK-EX2L-20-C The dimension includes the size of the proximity switch.
∗ Dimension [ ]: CHK-EX2L-20-C1 The dimension includes the size of the proximity switch.

Eins_CATALOG_V6_02-掴む_EN.indd 32 2021/09/21 16:06:52

Runner Chuck E1 Series (Detachable / Attachable Claw)

Chuck claw exchange type newly added to product lineup.

▶ Attach with tapped hole or Eins connector parts (Jungle Gym ϕ 12 series).



CHK-EMBF-12

Runner chuck EM (detachable/ attachable claw)

Order code No.	023284
TYPE	CHK-EMBF-12

- Weight: 70g ● Grip: 28N
- Joint pipe fitting BF-5 included
- Sensor cannot be retrofitted.

Runner chuck EM (proximity sensor・detachable/ attachable claw)

Order code No.	023286
TYPE	CHK-EMBF-12-C

- Weight: 85g ● Grip: 28N
- Joint pipe fitting BF-5 included
- Sensor: direct current, three-wire system.
- Terminal process is not made.
- Harness length: 1,000mm

Runner chuck EM (limit SW・detachable/ attachable claw)

Order code No.	023288
TYPE	CHK-EMBF-12-C1

- Weight: 77g ● Grip: 28N
- Joint pipe fitting BF-5 included
- Sensor: direct current, two-wire system.
- Rated current: 1mA 5VAC to 100mA 30VDC
- Terminal process is not made.
- Harness length: 300mm

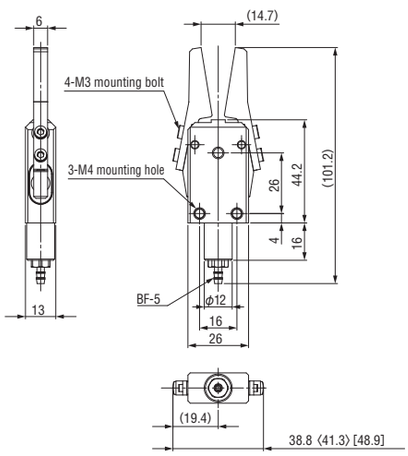

With proximity sensor

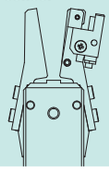

With limit SW

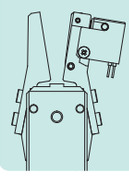

＊Base drawing: CHK-EMBF-12
＊Dimension < >: CHK-EMBF-12-C The dimension includes the size of the proximity switch.
＊Dimension [ ]: CHK-EMBF-12-C1 The dimension includes the size of the proximity switch.



Runner chuck EM (attachment/ detachment claw)

Order code No.	023285
TYPE	CHK-EMF-12

- Weight: 12g
- Sensor cannot be retrofitted.

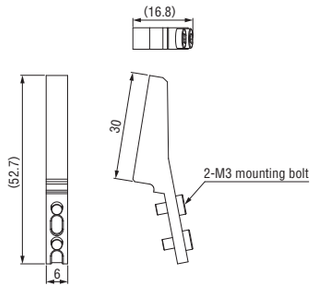



Runner chuck EM (proximity sensor・attachment/ detachment claw)

Order code No.	023287
TYPE	CHK-EMF-12-C

- Weight: 27g
- Sensor: direct current, three-wire system.
- Terminal process is not made.
- Harness length: 1,000mm
- Sensor Ass'y ➡ See (2-31)
  (Sensor: CHK-E1SME)

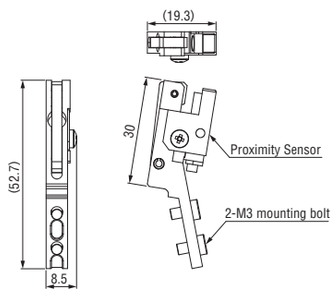



Runner chuck EM (limit SW・attachment/ detachment claw)

Order code No.	023289
TYPE	CHK-EMF-12-C1

- Weight: 20g
- Sensor: direct current, two-wire system.
- Rated current: 1mA 5VAC to 100mA 30VDC
- Terminal process is not made.
- Harness length: 300mm
- Sensor Ass'y ➡ See (2-31)
  (Sensor: CHK-E1SW)

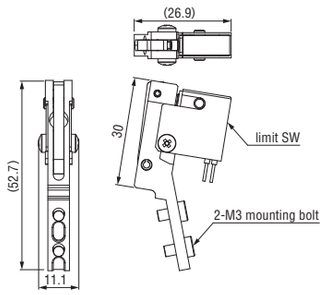

Eins_CATALOG_V6_02-掴む_EN.indd 33 2021/09/21 16:06:53

Runner Chuck E1 Series (Detachable / Attachable Claw)

▶ Attach with tapped hole or Eins connector parts (Jungle Gym ϕ20 series).



CHK-EXBF-20

Runner chuck EX (detachable/ attachable claw)

Order code No.	023290
TYPE	CHK-EXBF-20

- Weight: 272g
- Grip: 80N
- Joint pipe fitting BF-5 included
- Sensor cannot be retrofitted.

Runner chuck EX (proximity sensor･detachable/ attachable claw)

Order code No.	023292
TYPE	CHK-EXBF-20-C

- Weight: 287g
- Grip: 80N
- Joint pipe fitting BF-5 included
- Sensor: direct current, three-wire system.
- Terminal process is not made.
- Harness length: 1,000mm

Runner chuck EX (limit SW･detachable/ attachable claw)

Order code No.	023294
TYPE	CHK-EXBF-20-C1

- Weight: 278g
- Grip: 80N
- Joint pipe fitting BF-5 included
- Sensor: direct current, two-wire system.
- Rated current: 1mA 5VAC to 100mA 30VDC
- Terminal process is not made.
- Harness length: 300mm

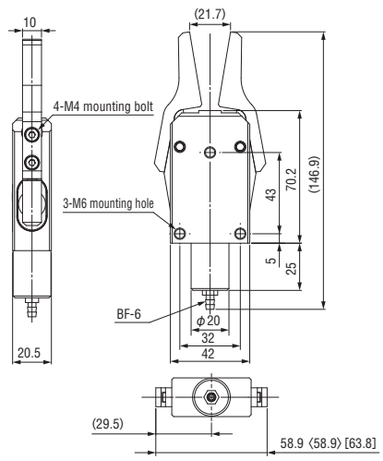

With proximity sensor

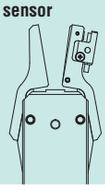

With limit SW

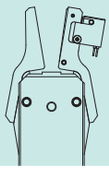

∗ Base drawing: CHK-EMBF-20
∗ Dimension < >: CHK-EMBF-20-C The dimension includes the size of the proximity switch.
∗ Dimension [ ]: CHK-EMBF-20-C1 The dimension includes the size of the proximity switch.

▶ Claw Ass'y with attachable and detachable claw.



Runner chuck EX (attachment/ detachment claw)

Order code No.	023291
TYPE	CHK-EXF-20

- Weight: 40g
- Sensor cannot be retrofitted.

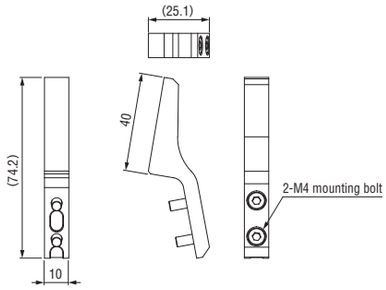



Runner chuck EX (proximity sensor･attachment/ detachment claw)

Order code No.	023293
TYPE	CHK-EXF-20-C

- Weight: 54g
- Sensor: direct current, three-wire system.
- Terminal process is not made.
- Harness length: 1,000mm
- Sensor Ass'y ➡ See 2-31 (sensor : CHK-E1LXE)

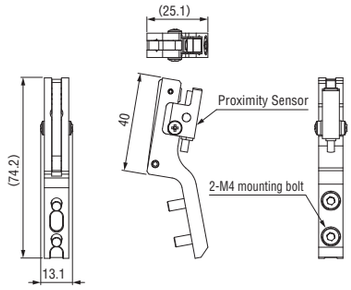



Runner chuck EX (limit SW･attachment/ detachment claw)

Order code No.	023295
TYPE	CHK-EXF-20-C1

- Weight: 40g
- Sensor: direct current, two-wire system.
- Rated current: 1mA 5VAC to 100mA 30VDC
- Terminal process is not made.
- Harness length: 300mm
- Sensor Ass'y ➡ See 2-31 (sensor : CHK-E1SW)

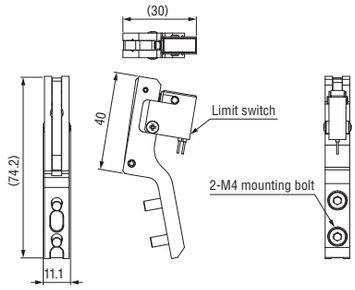

Eins_CATALOG_V6_02-掴む_EN.indd 34 2021/09/21 16:06:55

Runner Module／Runner Chuck Plate

Runner chuck unit directly detachable to the robot arm.

▶ Module unit with runner chuck.



Runner module w/o chuck

Order code No.	171227
TYPE	RM-08

- Runner chuck mounting bracket: Slide bracket Wϕ8
- Weight: 111g

Applicable chuck
CHK-ES/ES1



Runner module w/o chuck

Order code No.	171228
TYPE	RM-12

- Runner chuck mounting bracket: Slide bracket Wϕ12
- Weight: 116g

Applicable chuck
CHK-EM/EM1/EL/EL1/EL2L/EMBF



Runner module w/o chuck

Order code No.	171229
TYPE	RM-20

- Runner chuck mounting bracket: Slide bracket Wϕ20
- Weight: 131g

Applicable chuck
CHK-EX/EX1/EX2L/EXBF

Three-point common plate

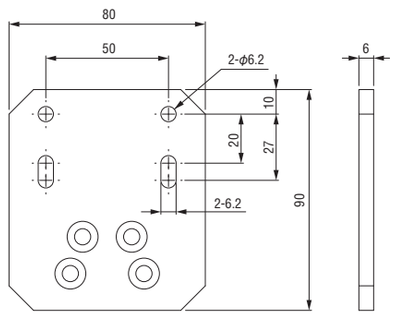

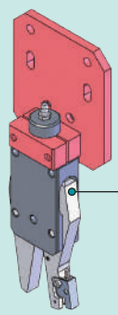

Example of installation

Select the runner chuck from (2-28) - (2-34).

* Select the chuck plate according to the size of the slide bracket for mounting runner chuck.
* Runner chuck is sold separately.

▶ Runner chuck which grips runners with mini cylinders.



Runner chuck plate

Order code No.	022892
TYPE	CHK-MCD01

- Weight: 396g

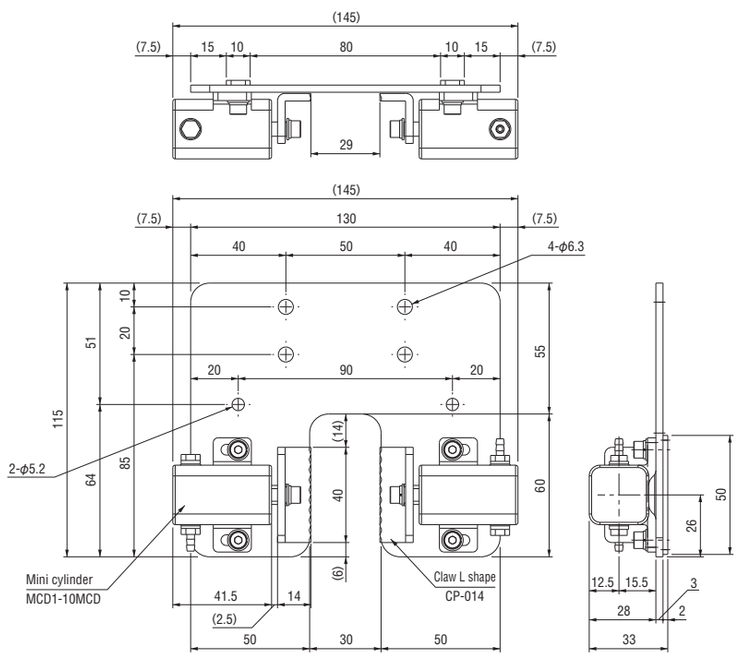

Eins_CATALOG_V6_02-掴む_EN.indd 35 2021/09/21 16:06:56

Tunnel Gate Runner Chuck

Jumping tunnel gate is caught with tapered section.



Order code No.	090140
TYPE	J25411-100

● Weight: 76g

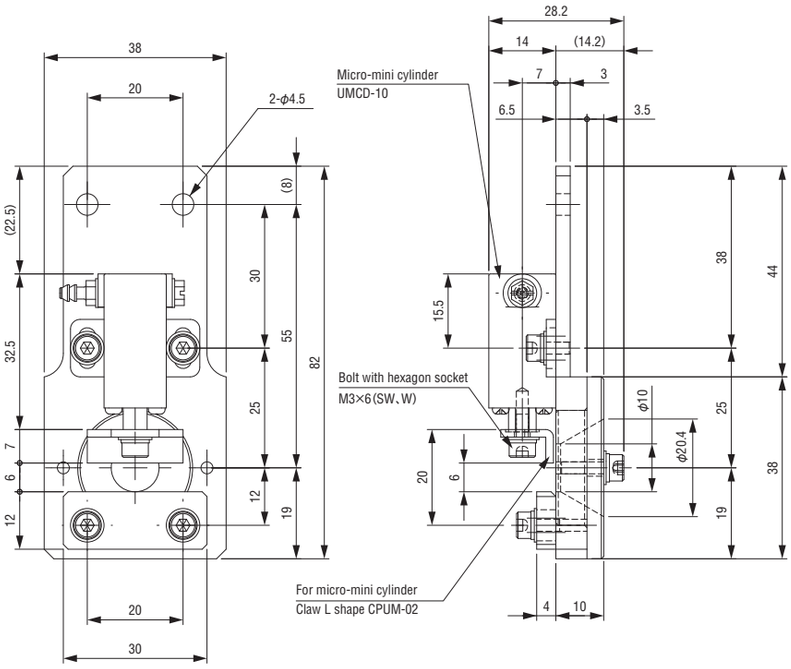



Order code No.	090141
TYPE	J25411-000

● Weight: 185g

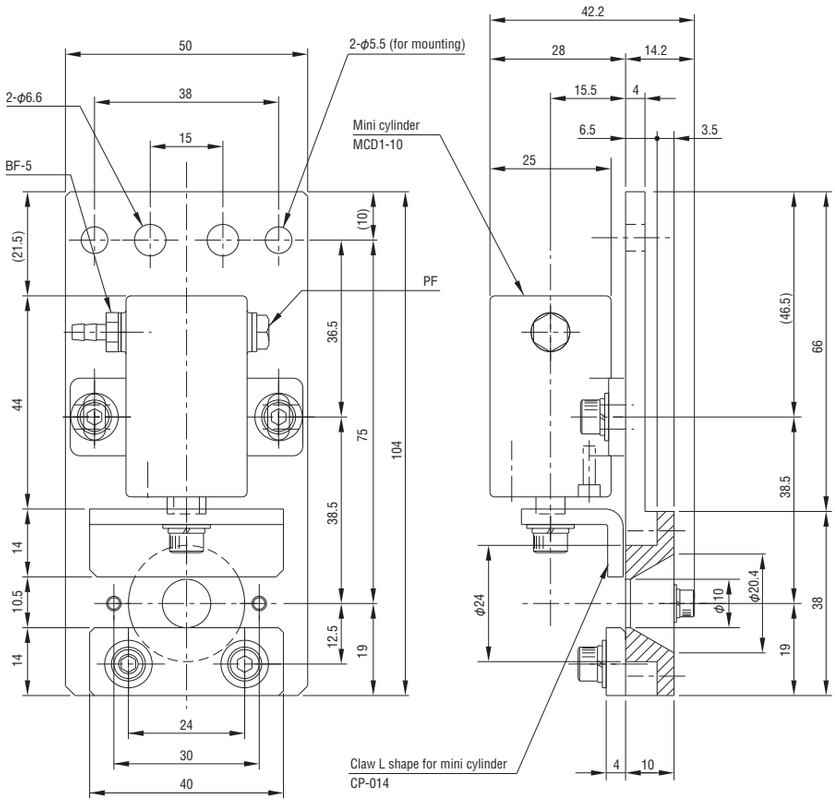

Grip ● Grippers

Eins_CATALOG_V6_02-掴む_EN.indd 36 2021/09/21 16:06:56

Pipe Combination Chuck

Special cylinder of hinge structure which operates 90 degrees. Connection to jungle gym is possible.

▶ High-strength specification of link section

Pipe combination chuck E• ϕ12 • 90 deg



Order code No.	090204
TYPE	J25410-40A

- Weight: 29g
- With joint BF-5 for piping
- Torque: 0.03Nm

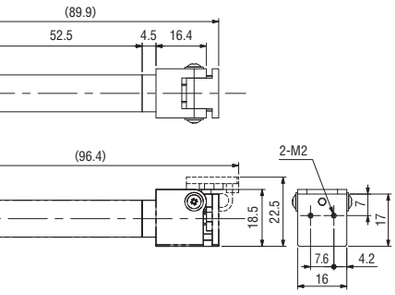

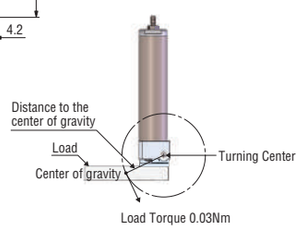

▶ Option

90 degree flat A



Order code No.	131218
TYPE	N01871-101

- Weight: 4.4g

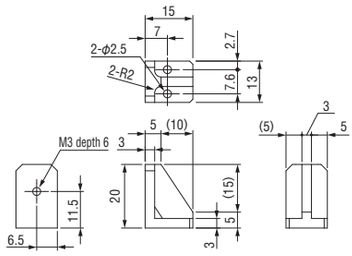

Pipe combination chuck D • ϕ20 • 90 deg



Order code No.	090203
TYPE	J25410-30A

- Weight: 78g
- With joint BF-5 for piping
- Torque: 0.06Nm

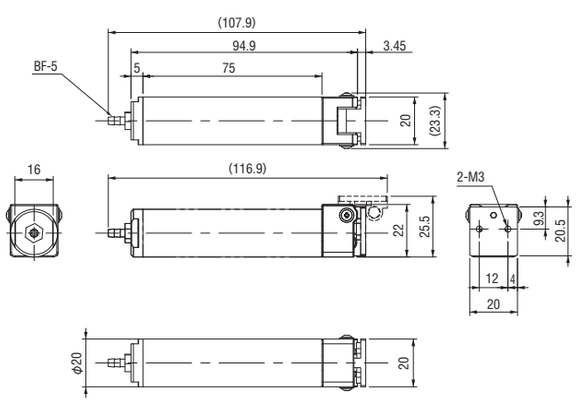

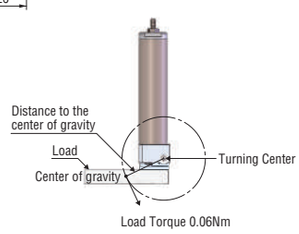

▶ Option

90 degree flat B



Order code No.	131479
TYPE	N01871-102

- Weight: 10.4g

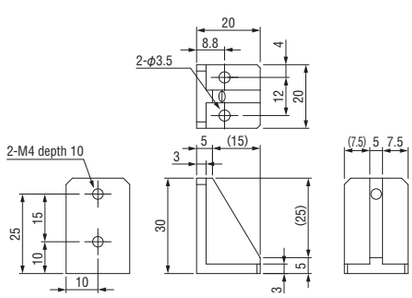

Eins_CATALOG_V6_02-掴む_EN.indd 37 2021/09/21 16:06:57

Hinge Cylinder

Special cylinder of hinge structure which operates 90 degrees.

Hinge cylinder



You can see moving images of products by using QR code reader of your smartphone.



Double action type

Order code No.	123711
TYPE	MCE-HA

- Weight: 125g
- With Flow controller (AS1201F-M5-04A)
- Torque: 0.08Nm

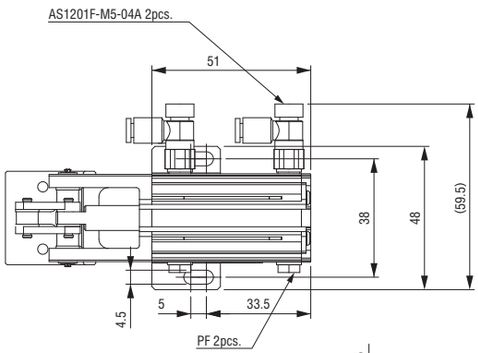

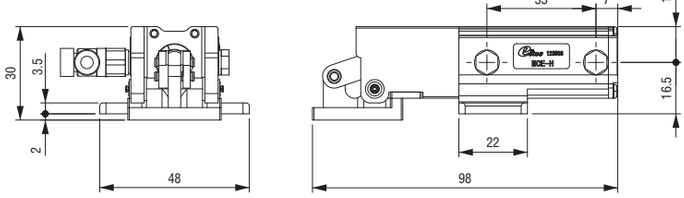

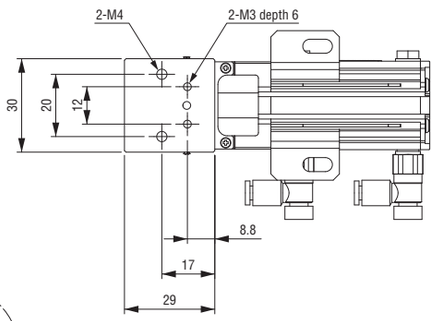

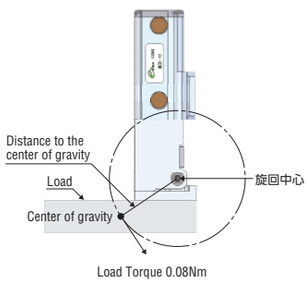

Example of use

[Used to open/close the bottom plate of BOX chuck.]

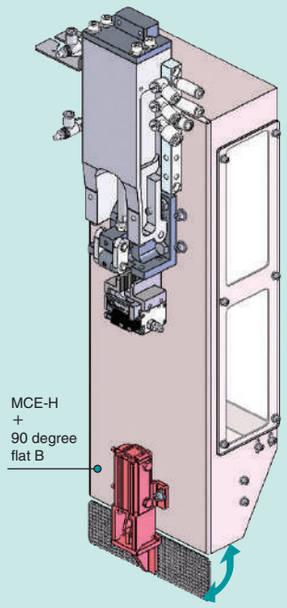



Auto switch (reed SW)

Order code No.	030282
TYPE	D-A93

- Weight: 6g
- Applicable load: relay, PLC
- Load voltage: 24VDC
- Load current range: 5mA-40mA
- Lead wire: 0.5M OUT brown (+) OUT blue (–)
- Indicator light
- Terminal process is not made.
- Wiring ➡ See 6-21
- Length: 0.5m



Option

90 degree flat B

Order code No.	131479
TYPE	N01871-102

- Weight: 10.4g

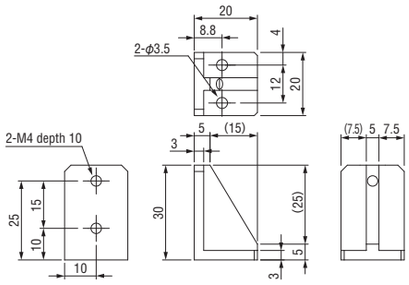



Auto switch (contactless)

Order code No.	030425
TYPE	D-M9N

- Weight 8g
- Applicable load: relay, PLC
- Load voltage: 24VDC
- Load current range: ～ 40mA or lower
- Lead wire: 0.5M+V (brown), Load (black), OV(blue)
- Indicator light
- Terminal process is not made.
- Wiring ➡ See 6-21
- Length: 0.5m

Eins_CATALOG_V6_02-掴む_EN.indd 38 2021/09/21 16:06:59

Magnet Chucks

Neodymium magnet is embedded in the chuck parts.

Magnet chucks



You can see moving images of products by using QR code reader of your smartphone.

- Powerful holding force with the magnet.
- Lightweight with compact design
- Jungle gym with ϕ 20 series
- Using with magnet to transfer steel parts.



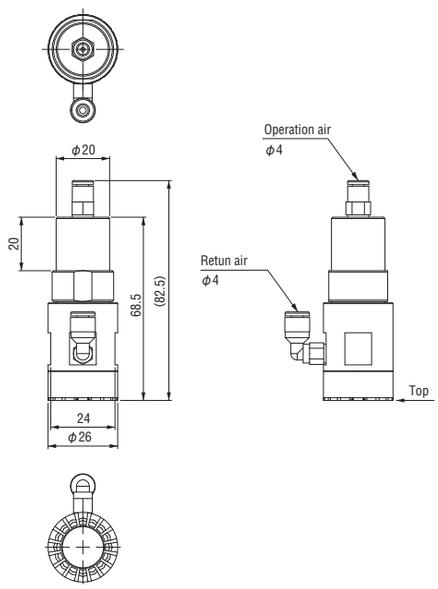

Operation image

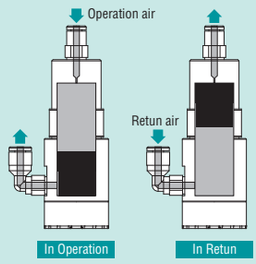

Magnet chuck

Order code No.	123218
TYPE	MGC-20

● Double-act-type cylinder ● Weight: 95g



Magnet chuck end rubber

Order code No.	123571
TYPE	MGC-C

● Weight: 3g

■ Specification

Standard	MGC-20
Mechanism	Double Action Type
Air pressure	0.39 ～ 0.49Mpa
Holding force	25N
Residual magnet*	0.01N Max.

* Indicates the residual magnet at the top in return operation.

- Strong holding of uneven / perforated steel plate with permanent magnet!
  Product with sensor to detect magnet position is also available.

Holding force		100N	180N	290N
Magnet chuck				
Drawing		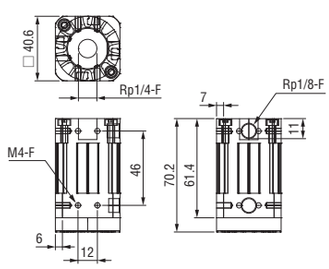	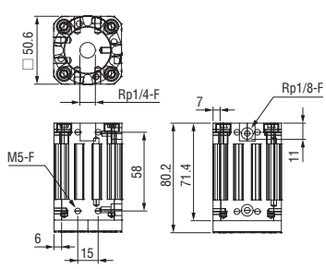	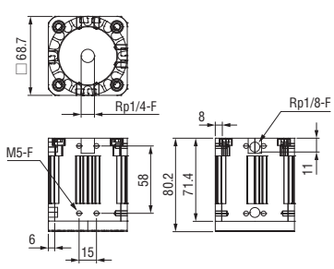
W/o sensor	Order code No.	185352	185353	185354
	TYPE	SSGM 40G 1/4-IG	SSGM 50G 1/4-IG	SSGM 70G 1/4-IG
	Weight	240g	440g	715g
W/ NPN output sensor	Order code No.	185358	185359	185360
	TYPE	SSGM-S-40-G1/4-IG-NPN	SSGM-S-50-G1/4-IG-NPN	SSGM-S-70-G1/4-IG-NPN
	Weight	260g	460g	735g
W/ PNP output sensor	Order code No.	185355	185356	185357
	TYPE	SSGM-S-40-G1/4-IG-PNP	SSGM-S-50-G1/4-IG-PNP	SSGM-S-70-G1/4-IG-PNP
	Weight	260g	460g	735g

Eins_CATALOG_V6_02-掴む_EN.indd 39 2021/09/21 16:07:01

Parallel Chucks (Single Action／Double Action)

Compact design with low profile and small space.



Parallel chuck • single • 5ST

Order code No.	072172
TYPE	HC-5S

- Stroke: 5mm
- Weight: 32g
- Joint pipe fitting BF-5 included-M3 for piping
- Auto switch for action/return end can be mounted (middle check is impossible).



＊Rated current: 100mA 30VDC

Parallel chuck • single • 5ST

Order code No.	072702
TYPE	HC1-5S-C1

- Stroke: 5mm
- Weight: 50g
- Joint pipe fitting BF-5 included-M3 for piping
- Harness length: 500mm

Parallel chuck • single • 10ST

Order code No.	072171
TYPE	HC-10S

- Stroke: 10mm
- Weight: 70g
- Joint pipe fitting BF-5 included
- Auto switch for action/return end can be mounted (middle check is impossible).

Parallel chuck • double • 10ST

Order code No.	072170
TYPE	HC-10

- Stroke: 10mm
- Weight: 70g
- Joint pipe fitting BF-5×2 included
- Auto switch for action/return end can be mounted (middle check is impossible).

Parallel chuck • single • 10ST

Order code No.	072703
TYPE	HC1-10S-C1

- Stroke: 10mm
- Weight: 95g
- Joint pipe fitting BF-5 included
- Harness length: 500mm

Parallel chuck • double • 10ST

Order code No.	072705
TYPE	HC1-10-C1

- Stroke: 10mm
- Weight: 95g
- Joint pipe fitting BF-5×2 included
- Harness length: 500mm

Parallel chuck • single • 20ST

Order code No.	072704
TYPE	HC1-20S-C1

- Stroke: 20mm
- Weight: 305g
- Joint pipe fitting BF-5 included
- Harness length: 500mm

Parallel chuck • double • 20ST

Order code No.	072706
TYPE	HC1-20-C1

- Stroke: 20mm
- Weight: 300g
- Joint pipe fitting BF-5×2 included
- Harness length: 500mm



Auto switch (reed SW)

Order code No.	030282
TYPE	D-A93

- Weight: 6g
- Applicable load: relay, PLC
- Load voltage: 24VDC
- Load current range: 5mA-40mA
- Wiring: 0.5M OUT (+) brown OUT (-) blue
- Indicator light
- Terminal process is not made.
- Wiring ➡ See 6-21
- Length: 0.5m



Auto switch (contactless)

Order code No.	030425
TYPE	D-M9N

- Weight: 8g
- Applicable load: relay, PLC
- Load voltage: 24VDC
- Load current range:-40mA or lower
- Lead wire: 0.5M+V (brown), Load (black), OV(blue)
- Indicator light
- Terminal process is not made.
- Wiring ➡ See 6-21
- Length: 0.5m



Limit switch Ass'y

Order code No.	072708
TYPE	HC1-SW1

- Weight: 10g
- For HC1-5S/10(S)
- Mounting bolt and nut attached
- Rated current: 100mA 30VDC
- Terminal process is not made.
- Harness length: 500mm

Limit switch Ass'y

Order code No.	072709
TYPE	HC1-SW2

- Weight: 10g
- For HC1-20(S)
- Mounting bolt and nut attached
- Rated current: 100mA 30VDC
- Terminal process is not made.
- Harness length: 500mm

■HC／HC1 series specification

TYPE	Mechanism	Used air pressure (MPa)	Ambient temperature (℃)	Motion stroke (mm)	Cylinder diameter (mm)	Grip power 〈0.4Mpa〉 Close (N)	Grip power 〈0.4Mpa〉 Open (N)
HC-5S	Single action type	0.3 ～ 0.6	5 ～ 60	5	φ7	6	–
HC-10S				10	φ10	14	–
HC-10	Double action type					15	15
HC1-5S-C1	Single action type	0.4 ～ 0.6		5	φ7	5	–
HC1-10S-C1				10	φ10	14	–
HC1-10-C1	Double action type					15	15
HC1-20S-C1	Single action type			20	φ15	17	–
HC1-20-C1	Double action type					28	28

Eins_CATALOG_V6_02-掴む_EN.indd 40 2021/09/21 16:07:01



Example of combination

Outside dimension of HC series

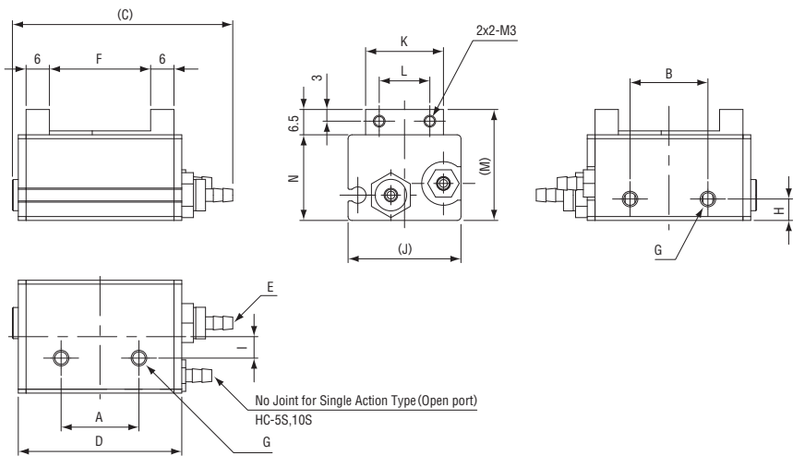

Dimensions (mm)

TYPE	HC-5S	HC-10S	HC-10
A	17	20	
B	10	20	
C	45	56.6	
D	32	42	
E	BF-5-M3	BF-5	
F	max16/min11	max26/min16	
G	2-M3 depth 4	2-M4 depth 5	
H	5	5.5	
I	6	5.5	
J	18	29	
K	13	20	
L	8	13	
M	25.5	28.5	
N	19	22	

Outside dimension of HC1 series

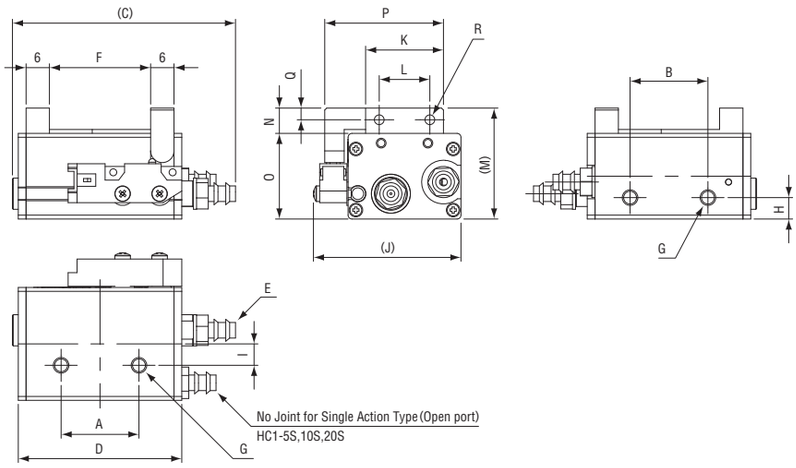

Dimensions (mm)

TYPE	HC1-5S-C1	HC1-10(S)-C1	HC1-20(S)-C1
A	17	20	32
B	10	20	32
C	45	57	73
D	32	42	60
E	BF-5-M3	BF-5	
F	max16/min11	max26/min16	max40/min20
G	2-M3 depth 4	2-M4 depth 5	2-M5 depth 10
H	5	5.5	8
I	6	5.5	6
J	28	39	58
K	13	20	32
L	8	13	20
M	25.5	28.5	44
N	6.5	6.5	12.5
O	19	22	31.5
P	21.5	30.5	46
Q	3		5
R	2x2-M3		2x2-M5



Claw • for parallel chuck

Order code No.	023215
TYPE	CP-HC10N

- Weight: 9g
- For HC,HC1-10, 10S
- Installation of CPUM-01 ➡ 2-10 to product positioning side is possible.

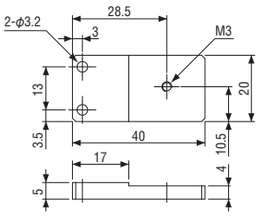



Claw • for parallel chuck

Order code No.	023216
TYPE	CP-HC20N

- Weight: 26g
- For HC1-20, 20S
- Installation of CP-060, 061 ➡ 2-10 to product positioning side is possible.

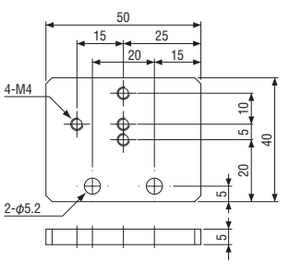



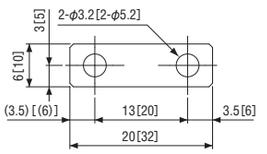

t=2 ＊[ ] shows for CP-HC20S.

Spacer • for parallel chuck

Order code No.	023217
TYPE	CP-HC10S

- Weight: 1g
- For HC,HC1-10, 10S

Order code No.	023218
TYPE	CP-HC20S

- Weight: 2g
- For HC1-20, 20S

Eins_CATALOG_V6_02-掴む_EN.indd 41 2021/09/21 16:07:02

Parallel Chucks（Double Action）

Single open/close of the claws of both sides is possible with the built-in two cylinders.



Parallel chuck 40st (double)＊2

Order code No.	282205
TYPE	2HC1-80

- Stroke: 40mm×2
- Weight: 650g
- Installation of auto switch for act / return limit is possible.
- Pipe joint is sold separately. ➡ 6-5,6,7

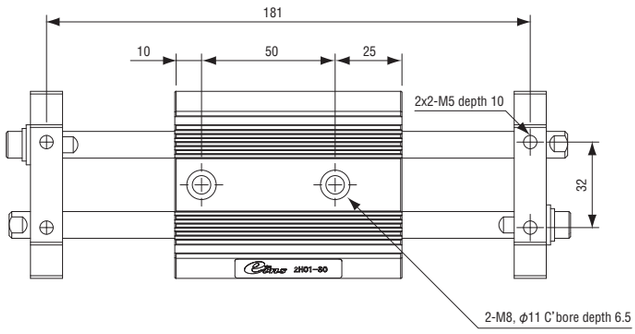

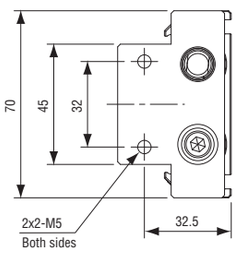

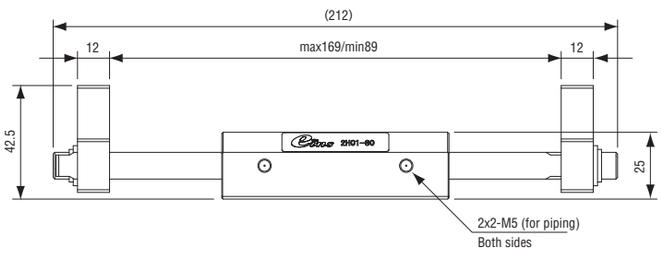

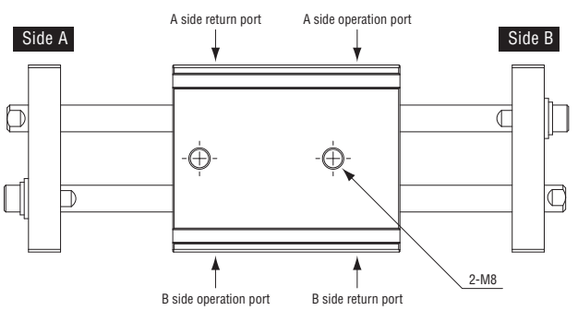



Auto switch (reed SW)

Order code No.	030282
TYPE	D-A93

- Weight: 6g
- Applicable load: relay, PLC
- Load voltage: 24VDC
- Load current range: 5mA-40mA
- Wiring: 0.5M OUT (+) brown OUT (-) blue
- Indicator light
- Terminal process is not made.
- Wiring ➡ See 6-21
- Length: 0.5m



Auto switch (contactless)

Order code No.	030425
TYPE	D-M9N

- Weight: 8g
- Applicable load: relay, PLC
- Load voltage: 24VDC
- Load current range: -40mA or lower
- Wiring: 0.5M＋V (brown), Load (black), OV(blue)
- Indicator light
- Terminal process is not made.
- Wiring ➡ See 6-21
- Length: 0.5m

■Specification

Product name	TYPE	Mechanism	Used air pressure (Mpa)	Ambient temperature (℃)	Motion stroke (mm)	Cylinder diameter (mm)	Grip power〈0.4Mpa〉	
							Close (N)	Open (N)
Parallel chuck	2HC1-80	Double action type	0.4 ～ 0.6	5 ～ 60	40 × 2	φ20 × 2	100	100

Eins_CATALOG_V6_02-掴む_EN.indd 42 2021/09/21 16:07:03

Parallel Chucks (Single Action)

High precision with linear guide!



▶ Standard type (single)
Parallel chuck

Order code No.	123401
TYPE	MHZ2-10S

- Stroke: 4mm
- Weight: 55g
- Auto switch can be attached as optional*
- Pipe joint is sold separately ➡ 6-5,6,7



▶ Narrow type (single)
Parallel chuck

Order code No.	122451
TYPE	MHZ2-10SN

- Stroke: 4mm
- Weight: 55g
- Auto switch can be attached as optional*
- Pipe joint is sold separately. ➡ 6-5,6,7



Auto switch (contactless)

Order code No.	030425
TYPE	D-M9N

- Weight: 8g
- Applicable load: relay, PLC
- Load voltage: 24VDC
- Load current range: ～40mA or lower
- Wiring: 0.5M＋V (brown), Load (black), OV(blue)
- Indicator light
- Special metal bracket (BMG2-012) is required to attach auto switch.
- Wiring ➡ See 6-21
- Length: 0.5m



Auto switch mounting bracket

Order code No.	010634
TYPE	BMG2-012

- Weight: 2g

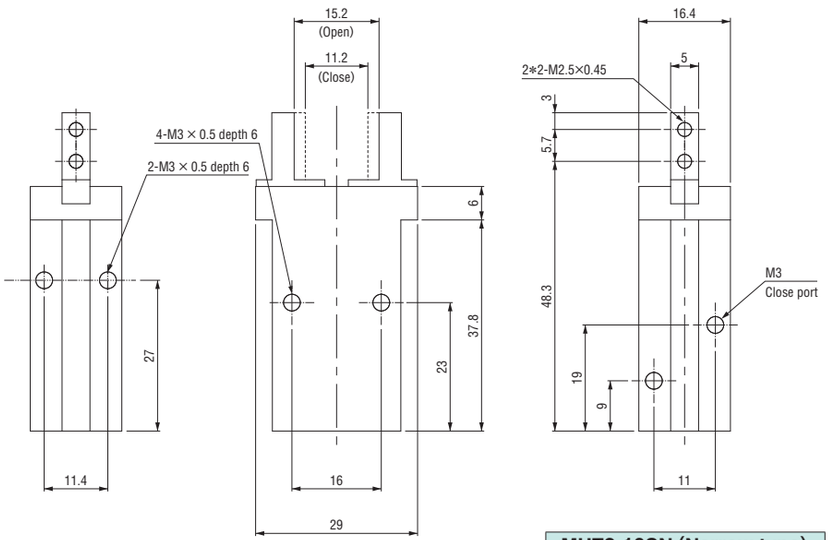

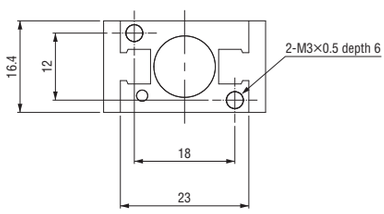

MHZ2-10SN (Narrow type)

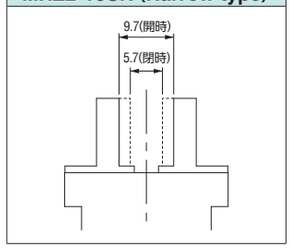

■ Specification

Product name	TYPE	Used air pressure (Mpa)	Ambient temperature (℃)	Motion stroke (mm)	Cylinder diameter (mm)	Gripping force 〈0.5MPa〉 (N)	Accuracy of movement (mm)
Parallel chuck	MHZ2-10S MHZ2-10SN	0.35 ～ 0.7	-10 ～ 60	4	ϕ10	7.1	±0.01

＊ Special metal bracket (BMG2-012) is required to attach auto switch (D-M9N). ＊ Auto switch (D-A93) cannot be used.

Eins_CATALOG_V6_02-掴む_EN.indd 43 2021/09/21 16:07:04

Parallel Hand (Double Action)

Bushing for extended life.



▶ Double action type
Parallel hand • double • 15ST

Order code No.	071996
TYPE	HLA-12AS

- Stroke: 15mm ● Weight: 152g
- Auto switch can be attached as optional*
- Pipe joint is sold separately. ➡ 6-5,6,7

▶ Double action type
Parallel hand • double • 20ST

Order code No.	070986
TYPE	HLA-15AS

- Stroke: 20mm ● Weight: 276g
- Auto switch can be attached as optional*
- Pipe joint is sold separately ➡ 6-5,6,7

▶ Double action type
Parallel hand • double • 25ST

Order code No.	071997
TYPE	HLA-20AS

- Stroke: 25mm ● Weight: 504g
- Auto switch can be attached as optional*
- Pipe joint is sold separately. ➡ 6-5,6,7



▶ Double action type
Parallel hand • 15ST • double • w/ rubber cover

Order code No.	071999
TYPE	HLAG-12AS

- Stroke: 15mm ● Weight: 157g
- Auto switch can be attached as optional*
- Pipe joint is sold separately. ➡ 6-5,6,7

▶ Double action type
Parallel hand • 20ST • double • w/ rubber cover

Order code No.	072000
TYPE	HLAG-15AS

- Stroke: 20mm ● Weight: 281g
- Auto switch can be attached as optional*
- Pipe joint is sold separately. ➡ 6-5,6,7

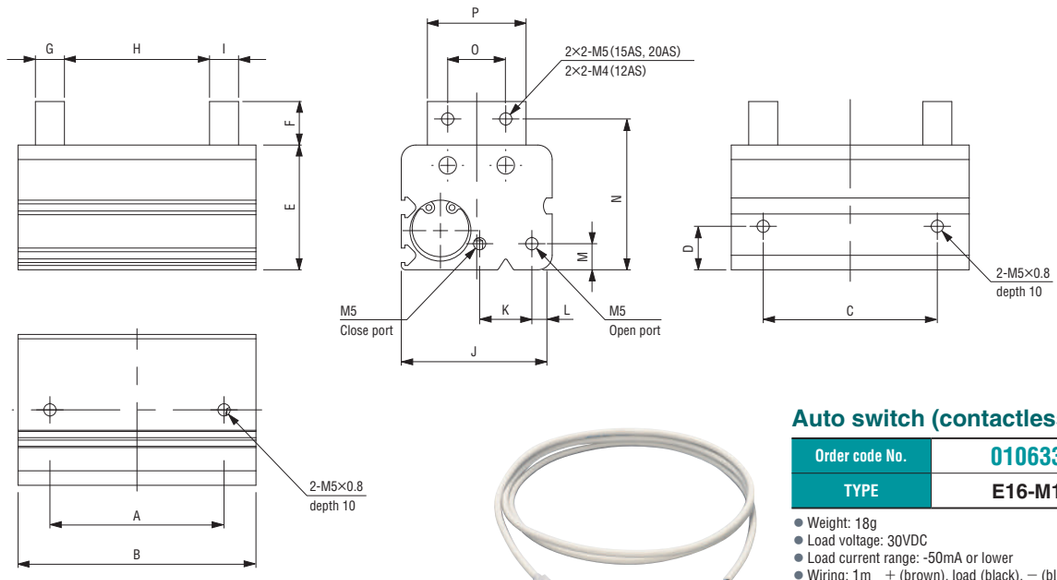

Auto switch (contactless)

Order code No.	010633
TYPE	E16-M1

- Weight: 18g
- Load voltage: 30VDC
- Load current range: -50mA or lower
- Wiring: 1m ＋(brown), load (black), － (blue)
- Indicator light
- Terminal process is not made.
- Length: 1m

■ Dimensions

(mm)

TYPE	A	B	C	D	E	F	G	H	I	J	K	L	M	N	O	P
HLA-12AS	30	54	30	12	29	10	6	max30/min15	6	37	13.5	4	8	35	14	22
HLA-15AS	40	70	40	13.5	34	12	10	max40/min20	10	43	14	5.5	9	41	18	30
HLA-20AS	60	82	60	15	43	15	10	max50/min25	10	52	18	7	9	52	20	34
HLAG-12AS	30	61	–	–	40	10	8	max30/min15	8	46.8	13.5	4	8	46	10	17
HLAG-15AS	40	81.1	–	–	46.5	12	10	max40/min20	10	57	14	5.5	9	53.5	14	24

Product name	TYPE	Used air pressure (MPa)	Ambient temperature (℃)	Motion stroke (mm)	Cylinder diameter (mm)	Inner capacity (round trip)	Accuracy of movement (mm)	Lubrication
Parallel hand	HLA,HLAG-12AS	0.3 ～ 0.7	5 ～ 60	15	ϕ 12	1.69cc/times	± 0.03	No lubrication or turbine oil class 1 [ISOVG32]
	HLA,HLAG-15AS			20	ϕ 15	3.53cc/times		
	HLA-20AS			25	ϕ 20	7.85cc/times		

Eins_CATALOG_V6_02-掴む_EN.indd 44 2021/09/21 16:07:04

Needle Gripper

Embedded needle allows holding fiber and fabric materials.





Needle gripper (diameter 0.8mm)

Order code No.	186255
TYPE	SNG-M-4-0.8

- Weight: 80g
- Air single action type
- Needle will be output with action.

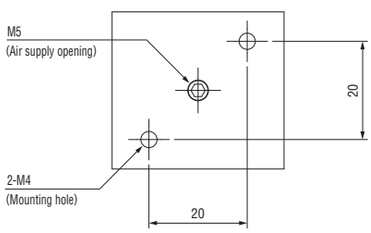



Needle piston set for exchange (4pcs)

Order code No.	041925
TYPE	ERS-SET-SNG-M-0.8

- Weight: 12g
- 4pcs
- For SNG-M-4-0.8

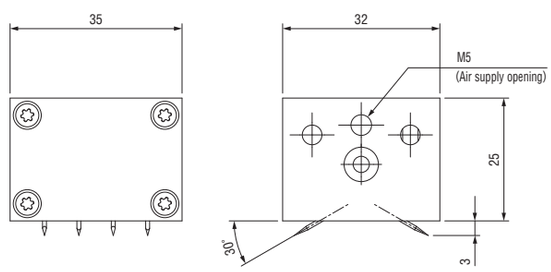



Needle gripper (diameter 0.8mm)

Order code No.	186256
TYPE	SNG-AP-10-0.8-V-10

- Weight: 225g
- Air double action type
- Needle will be output with action.

Needle gripper (diameter 1.2mm)

Order code No.	186257
TYPE	SNG-AP-10-1.2-V-10

- Weight: 225g
- Air double action type
- Needle will be output with action.

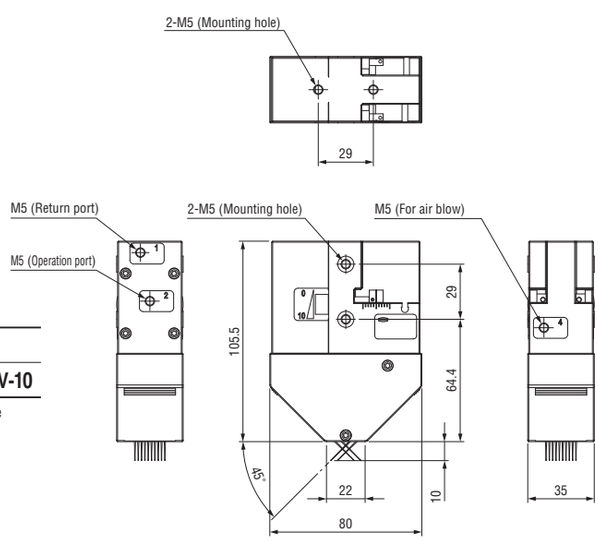



Needle holder set for exchange (2pcs)

Order code No.	041926
TYPE	ERS-SET-SNG-AP/AE-0.8-10

- Weight: 6g
- For SNG-AP-10-0.8-V-10

Needle holder set for exchange (2pcs)

Order code No.	041927
TYPE	ERS-SET-SNG-AP/AE-1.2-10

- Weight: 6g
- For SNG-AP-10-1.2-V-10

Eins_CATALOG_V6_02-掴む_EN.indd 45 2021/09/21 16:07:05

Hinge Chuck Clamp Unit (Double Action)

Best for extracting large parts.

- Double action type hinge chuck consist with mini container cylinder.
- Best solution for large parts extraction like automobile bumper or instrument pannel, etc.



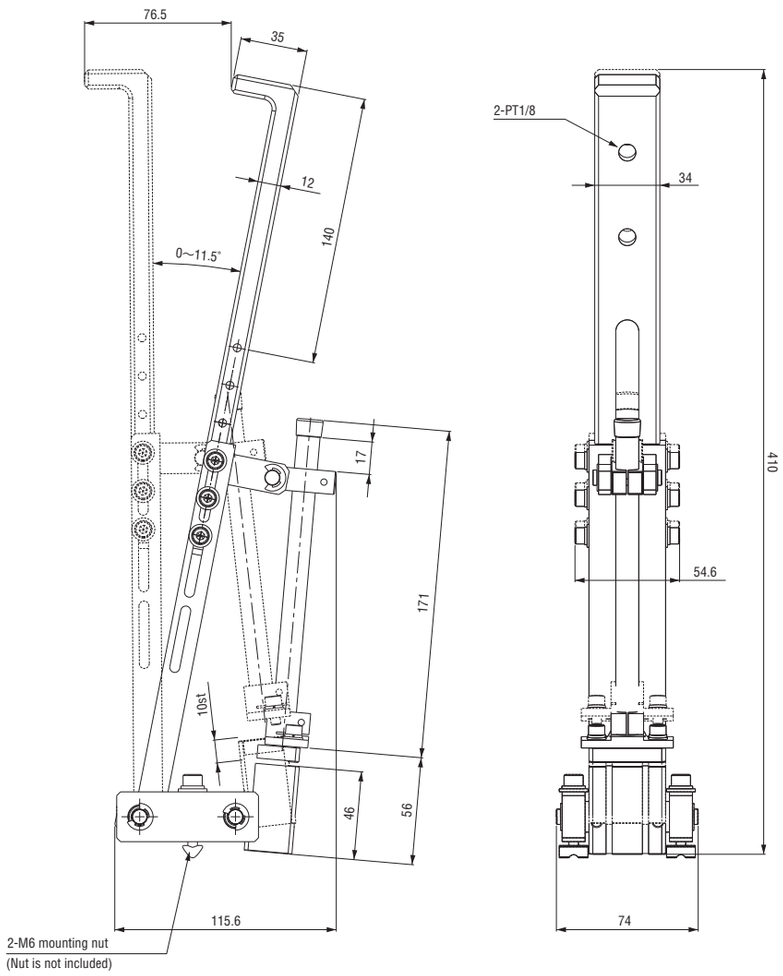

Hinge chuck • clamp unit

Order code No.	110688
TYPE	L11540-000B

● Weight: 913g

- Suction cup small series can be mounted.



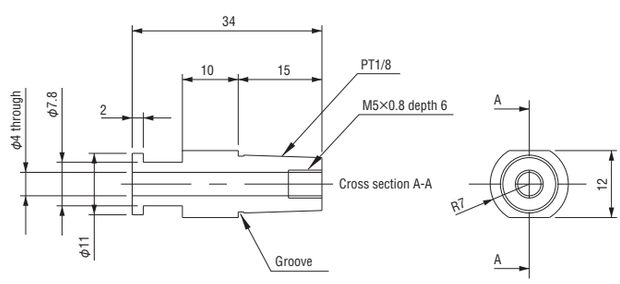

Hinge chuck • suction stem

Order code No.	110567
TYPE	L11540-109

● Weight: 7g

Eins_CATALOG_V6_02-掴む_EN.indd 46 2021/09/21 16:07:05

Rubber Pad／EP Sponge／Silicone Sponge

Cut sheets to prevent scratches on products.





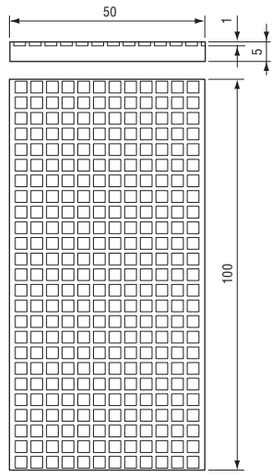

Rubber Pad (Nitrile)

Order code No.	370078
TYPE	5T＊50＊100

● Weight: 27.6g ● Material: nitrile rubber

Rubber Pad (Silicone)

Order code No.	310536
TYPE	5T＊50＊100

● Weight: 27.6g ● Material: silicon



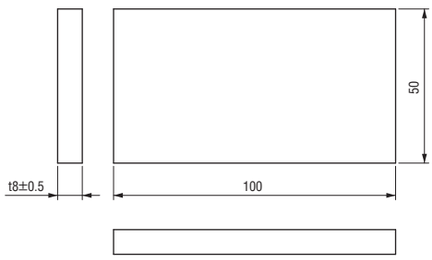

EP sponge (with double-side tape)

Order code No.	340923
TYPE	8＊50＊100-EPSP

● Weight: 5g ● Material: EPDM ● The finished dimensions may be different from those of the drawing as sponge material is used.

Cautions for pasting
(SD sheet, EP sponge)

- Please use within 1 month after purchase. Adhesive strength is remarkably reduced after left for a long period of time. It is recommended to jointly use silicon series adhesive (371759 Bath Bond).
- Wipe the surface clean with ethanol before you stick it on the cup. Do not touch the surface with your hands.
- Hold the adhesive surface with sufficient adhesion to the surface for about 24 hours.
- Use silicon adhesive if the adhesive strength is low.
- Double-sided tape is weak when the oblique tension force is added. Use the tape for the vertical direction force.



Silicone Sponge

Order code No.	293463
TYPE	3T＊250＊250

● Weight: 102g ● Material: silicon sponge
● 250×250mm・T3mm



Adhesive (sponge Pads)

Order code No.	371759
TYPE	Adhesive Q 50G Clear #4888

● NET: 50ml
● Silicon bond
● Use for adhesion to rubber system.



Adhesive • cemedine • 20ML

Order code No.	371765
TYPE	AX-038 (SUPER X・20TM)

● NET : 20ml



Adhesive • cemedine • 135ML

Order code No.	371677
TYPE	AX-139 (SUPER X・X800B・135ML)

● NET : 135ml
● If you need a Material Safety Data Sheet (SDS), please purchase it.

TYPE	Standard	Heat resistance*	Hardness	Color
Nitrile rubber	5T＊50＊100	－10 ～ ＋100	shore A70 ±10	Black
Silicone	5T＊50＊100	－60 ～ ＋250	shore A70 ±10	White
Silicone sponge	3T＊250＊250	－60 ～ ＋200	Aska C23	Orange
EPDM	8＊50＊100-EPSP	－30 ～ ＋100	－	Black
Chloroprene rubber	CP-060	－35 ～ ＋100	shore A70 ±10	Black

＊ General characteristics numerical value (reference value)

Eins_CATALOG_V6_02-掴む_EN.indd 47 2021/09/21 16:07:07

MEMO

Eins_CATALOG_V6_02-掴む_EN.indd 48 2021/09/21 16:07:07








Suction

Suction Cups ····· 3-2

- Material Properties and Recomend Uses ····· 3-3
- Suction Cups (standard / screw mount type) ····· 3-4
- Suction Cups (Bellows / TR / TRN) ····· 3-6
- Suction Cups w/ Sponge ····· 3-7
- Suction Cups (Bellows / Flat Face / Free) / Suction Stem Covers (Mini / Small) ····· 3-8
- Accessory for Suction Cup ····· 3-9
- Suction Cups (Fluorine Bellows / Multistage Bellows) ··· 3-10
- Special Cups (Sheet Metal / Pouches) ····· 3-11
- Flat Suction Cups ····· 3-12
- Bellows Type Suction Cups 1.5-stage ····· 3-14
- Bellows Type Suction Cups 2.5-stage ····· 3-15
- Oval Cups ····· 3-16
- Sheet Metal Suction Cups ····· 3-17
- Suction Cups for Exchange ····· 3-18
- Vacuum Gripper ····· 3-19

Suction Stem ····· 3-20

- Suction Stems (Micro / Mini / Small / Large) ····· 3-21
- Suction Stem with Locking Mechanism ····· 3-28
- Suction Stem Non-Rotate (Micro / Mini / Small / for ⅛ Connection / Angle Adjustment / Large) ····· 3-29
- Suction Stem ↔ Suction Cup Selection Table ····· 3-31
- Suction Stems Fixed / for Mini Cylinder ····· 3-32
- Adjuster ····· 3-33
- Suction Stem Angle Brackets ····· 3-34

Pad in Pad ····· 3-36

- Inner Stem / Outside Stem ····· 3-36
- Inner Cup / Outside Cup / Test Kit ····· 3-37
- Pad in Pad selection List ····· 3-38

Air Ejector / Filter / Check Valve ··· 3-40

- Plastic Ejector Nozzle ····· 3-41
- Air Ejectors ····· 3-42
- Small Air Filters ····· 3-43
- Small Check Valve for Suction Cup ····· 3-44

Ultra Small Part Take Out ····· 3-46

Vacuum Generator Unit ····· 3-48

Eins_CATALOG_V6_03-吸着_EN.indd 1 2021/09/21 16:11:37

Suction Cups

Suction Cups (Standard / Screw Mount Type)



The most suitable one can be selected from wide range of products.

3-4

Bellows Cups



Use bellows cups for medium-sized angled parts.

3-8

Suction Cups (Bellows / TR / TRN)



Use bellows cups for medium-sized angled parts. Fluorine type is also available. The most suitable one can be selected from wide range of products.

3-6

Suction Cups w/ EP Sponge



Use with parts with texture or uneven surfaces.

3-8

Suction Cups w/ Sponge



Use with parts with uneven suction surfaces.
(For work piece with small unevenness)

3-7

Suction Stem Covers (Mini / Small)



Used as a cap when suction cup is not used.

3-8

Suction Cup (Flat Face)



Use for parts that are not easily released or require additional support.
Also good with IML applications

3-8

Accessory for Suction Cup



Stick it to the end of the suction cup according to its use.

3-9

EP sponge / Sponge sheet / SD Sheet

Theoretical suction power of suction cup

The theoretical suction power can be obtained with the area of cup and the degree of vacuum caused by using the cup.

Horizontal lifting



Vertical lifting

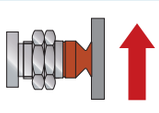

●kPa, N display

$$W=\frac{C\times P}{101}\times 10.13\times f$$

●mmHg , Kg display

$$W=\frac{C\times P}{760}\times 1.0332\times f$$

Since the theoretical suction power is a value under static conditions, use the safety factor of 1/4 for horizontal lifting and 1/8 for vertical lifting in practical use. Also for movement, take acceleration caused by the movement into consideration

W : Theoretical suction power (N)・(Kg)
P : Degree of vacuum (-kPa)・(-mmHg)
C : Area of cup (cm²)　　f : Safety factor

●General type cup (rubber cup)

*Safety factor is not considered.

Applicable cup size ϕ2mm～ϕ15mm

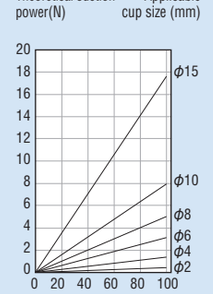

Applicable cup size ϕ20mm～ϕ50mm

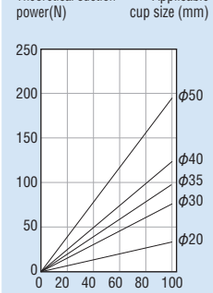

Applicable cup size ϕ60mm～ϕ200mm

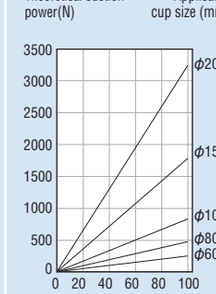

Eins_CATALOG_V6_03-吸着_EN.indd 2 2021/09/21 16:11:39

Suction Cups (Fluorine Bellows / Multistage Bellows)



- Used for parts with angle.
- Supports work with high cushioning and unevenness.

3-10

Special Cups (for Sheet Metal Conveyance / Pouches)



Suction pad for press

- for sheet metal conveyance.
- Perfect for soft or bag shape workpiece.

3-11

Flat Suction Cups



Flat basic type. Silicone type and a mark-free type are provided.

3-12

Bellows type Suction Cups 1.5-stage



Effective for non-flat suction surface.
There are silicone and mark-less types.

3-14

Bellows Type Suction Cups 2.5-stage



Effective for non-flat suction surface.
There are silicone and mark-less types.

3-15

Oval Cups



Oval type.
There are silicone and mark-less types.

3-16

Sheet Metal Suction Cups



Strong holding power in the horizontal direction and excellent balance of stability. Excellent followup ability to a curved surface. Excellent durability with original material.

3-17

Vacuum Gripper



A single gripper could use for different shape of work piece.

3-19

Properties of rubber used in our suction cups

○ : suitable　△ : Can be used according to the condition (specification).　× : Not suitable

Characteristics \ Material	Silicone (brown) / Silicone (transparent white, white*)	Urethane (milk white)	Fluorine (black)	Nitrile (green)	Mark-free (blue)
Heat-resistance (°C)	-60～250	-20～75	-10～230	-30～85	-10～140
Shore hardness (HS)	54～80	55	65	50	60
No mark of cup left	×	×	○	○	○
Food	×／○	×	×	×	×
Food packaging	○	○	○	○	○
Oil resistance	×	○	○	○	○
Weight	△	○	△	×	△
Antistatic agent	△	×	△	×	×
Rough surface (stone or wood)	×	○	×	×	×
Glass	×	○	○	×	○
Alcohol resistance	○	△	△	○	○
Acid resistance	△	×	○	△	×

● Above shows the general characteristics of rubber, only. Check the shape of suction cup and operating conditions.
＊ Silicon pad (whitish transparent) conforms to the U.S. food and drug administration (FDA) standard.

Eins_CATALOG_V6_03-吸着_EN.indd 3 2021/09/21 16:11:40

Suction Cups (Standard / Screw Mount Type)

Applicable cup size		ϕ4mm	ϕ6mm	ϕ4mm	ϕ6mm	ϕ8mm	ϕ10mm
Suction Cups (standard)		* Micro	* Micro				
Drawing		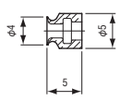	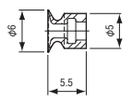	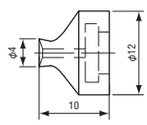	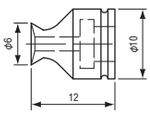	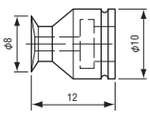	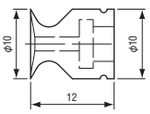
Reinforced silicone (brown)	Order code No.	210789	210790	210700	210255	210191	210615
	TYPE	VAPH-4M	VAPH-6M	VAPH-4C	VAPH-6C	VAPH-8C	VAPH-10C
	Weight	0.2g	0.3g	0.4g	0.5g	0.6g	0.7g
Urethane (milk white)	Order code No.	—	—	210701	210395	210396	210703
	TYPE	—	—	VAPU-4C	VAPU-6C	VAPU-8C	VAPU-10C
	Weight	—	—	0.4g	0.6g	0.7g	0.7g
Fluorine (black)	Order code No.	—	—	210702	210402	210403	210704
	TYPE	—	—	VAPF-4C	VAPF-6C	VAPF-8C	VAPF-10C
	Weight	—	—	0.9g	0.9g	1.0g	1.0g
Nitrile (green)	Order code No.	—	—	210791	210792	210793	210794
	TYPE	—	—	VAPN-4C	VAPN-6C	VAPN-8C	VAPN-10C
	Weight	—	—	0.7g	0.7g	0.6g	0.6g
Applicable stem		Micro or VFILB-M,MSH ➡ 3-21,29		Mini, VFIL-SS, or VFILB-SSH ➡ 3-21,22,23,29			

Applicable cup size		ϕ12mm	ϕ14mm	ϕ15mm	ϕ20mm	ϕ25mm
Suction Cups (standard)						
Drawing		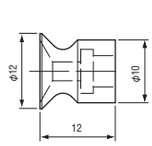	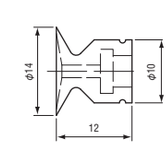	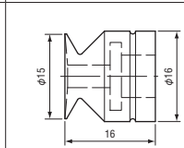	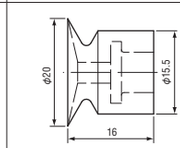	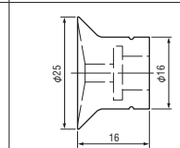
Reinforced silicone (brown)	Order code No.	210192	210616	210193	210194	210617
	TYPE	VAPH-12C	VAPH-14C	VAPH-15C	VAPH-20C	VAPH-25C
	Weight	0.8g	1.0g	2.2g	2.6g	3.3g
Urethane (milk white)	Order code No.	210397	210705	210398	210399	—
	TYPE	VAPU-12C	VAPU-14C	VAPU-15C	VAPU-20C	—
	Weight	0.8g	0.8g	2.4g	2.8g	—
Fluorine (black)	Order code No.	210404	210706	210405	210406	—
	TYPE	VAPF-12C	VAPF-14C	VAPF-15C	VAPF-20C	—
	Weight	1.2g	1.2g	3.5g	3.8g	—
Nitrile (green)	Order code No.	210795	210796	210797	210798	—
	TYPE	VAPN-12C	VAPN-14C	VAPN-15C	VAPN-20C	—
	Weight	1.0g	1.0g	3.1g	3.3g	—
Applicable stem		Mini, VFIL-SS, or VFILB-SSH ➡ 3-21,22,23,29		Small, VFIL-S, or VFILB-SH ➡ 3-24,25,26,29		

Eins_CATALOG_V6_03-吸着_EN.indd 4 2021/09/21 16:11:42

Applicable cup size		ϕ30mm	ϕ35mm	ϕ40mm	ϕ45mm
Suction Cups (standard)					
Drawing		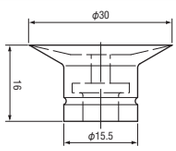	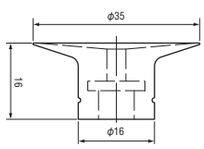	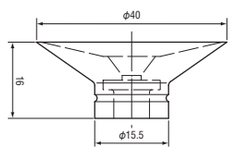	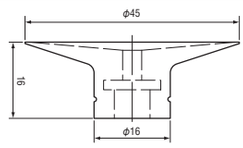
Reinforced silicone (brown)	Order code No.	210195	210618	210196	210621
	TYPE	VAPH-30C	VAPH-35C	VAPH-40C	VAPH-45C
	Weight	3.6g	4.0g	5.7g	6.9g
Urethane (milk white)	Order code No.	210400	—	210401	—
	TYPE	VAPU-30C	—	VAPU-40C	—
	Weight	3.6g	—	6.0g	—
Fluorine (black)	Order code No.	210407	—	210408	—
	TYPE	VAPF-30C	—	VAPF-40C	—
	Weight	5.5g	—	8.8g	—
Nitrile (green)	Order code No.	210799	—	210800	—
	TYPE	VAPN-30C	—	VAPN-40C	—
	Weight	4.6g	—	7.6g	—
Applicable stem		Small, VFIL-S, or VFILB-SH ➡ 3-24,25,26,29			

Applicable cup size		ϕ50mm	ϕ60mm	ϕ60mm	ϕ70mm
Suction Cups (screw mount type)					
Drawing		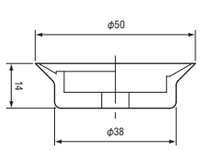	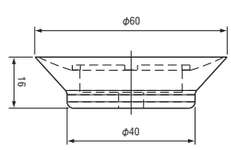	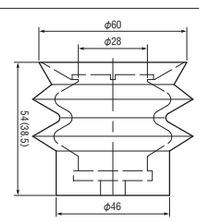	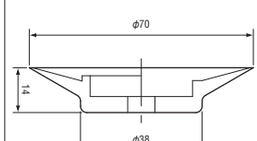
				∗ The value in ( ) indicates the dimension with suction.	
Reinforced silicone (brown)	Order code No.	210619	210311	210044	210620
	TYPE	VAPH-50F	VAPH-60F	VAPH-60F-2	VAPH-70F
	Weight	11.0g	17.0g	73.0g	17.0g
Fluorine (black)	Order code No.	—	210417	—	—
	TYPE	—	VAPF-60F	—	—
	Weight	—	28.0g	—	—
Nitrile (green)	Order code No.	—	210801	—	—
	TYPE	—	VAPN-60F	—	—
	Weight	—	23.8g	—	—
Applicable stem		Large, VFI-L, or VFIL-H ➡ 3-27,30			

Eins_CATALOG_V6_03-吸着_EN.indd 5 2021/09/21 16:11:43

Suction Cups (Bellows / TR / TRN)

▶ Used for parts with angle

Applicable cup size		ϕ3mm	ϕ15mm	ϕ20mm	ϕ30mm	ϕ40mm
Suciton Cups (bellow)						
Drawing ＊The value in ( ) indicates the dimension with suction.		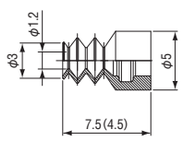	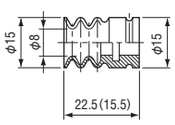	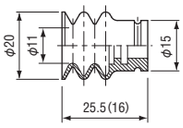	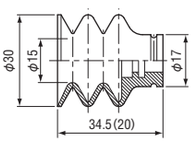	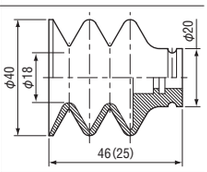
Reinforced silicone (brown)	Order code No.	210897	210697	210661	210662	210663
	TYPE	VAPH-3C-3	VAPH-15C-3	VAPH-20C-3	VAPH-30C-3	VAPH-40C-3
	Weight	1.0g	2.7g	2.9g	7.0g	18.4g
Applicable stem		Micro or VFILB-M,MSH ➡ 3-21,29	Small, VFIL-S, or VFILB-SH ➡ 3-24,25,26,29			

Applicable cup size		ϕ6mm	ϕ8mm	ϕ10mm	ϕ12mm
Suciton Cups (TR/TRN)					
Drawing ＊The value in ( ) indicates the dimension with suction.		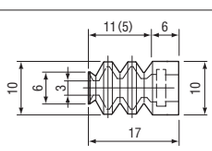	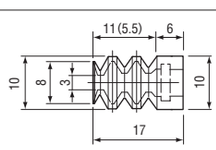	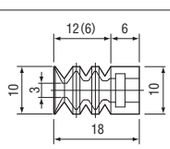	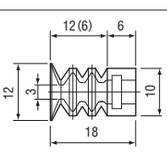
Reinforced silicone (brown)	Order code No.	196327	196342	196406	196405
	TYPE	TR-1062-1M	TR-1062-2M	TR-1062-3M	TR-1062-4M
	Weight	1.0g	1.0g	1.0g	1.1g
Nitrile (green)	Order code No.	196403	196401	196399	196397
	TYPE	TRN-1062-1M	TRN-1062-2M	TRN-1062-3M	TRN-1062-4M
	Weight	1.4g	1.4g	1.4g	1.5g
Applicable stem		Mini, VFIL-SS, or VFILB-SSH ➡ 3-21,22,23,29			

Applicable cup size		ϕ6mm	ϕ8mm	ϕ10mm	ϕ12mm
Suciton Cups (TR/TRN)					
Drawing ＊The value in ( ) indicates the dimension with suction.		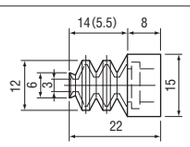	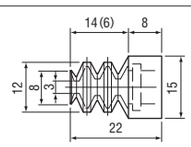	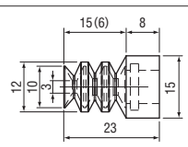	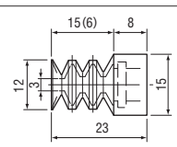
Reinforced silicone (brown)	Order code No.	193511	193512	196135	196136
	TYPE	TR-1062-1	TR-1062-2	TR-1062-3	TR-1062-4
	Weight	1.0g	1.0g	1.0g	1.1g
Nitrile (green)	Order code No.	196404	196402	196400	196398
	TYPE	TRN-1062-1	TRN-1062-2	TRN-1062-3	TRN-1062-4
	Weight	1.4g	1.4g	1.4g	1.5g
Applicable stem		Small, VFIL-S, or VFILB-SH ➡ 3-24,25,26,29			

Eins_CATALOG_V6_03-吸着_EN.indd 6 2021/09/21 16:11:45

Suction Cups w/ Sponge

Used for work pieces with uneven suction surfaces. (For work piece with small unevenness)

- Please inquire for more information on cups with sponges of other sizes.
- Sponge material: closed-cell foam silicone
- Heat resistance (continuously used for a long time): 150℃

Applicable cup size		ϕ8mm	ϕ12mm	ϕ15mm	ϕ20mm	ϕ30mm
Suction Cups w/ sponge						
Drawing		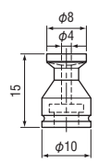	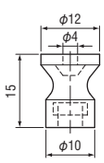	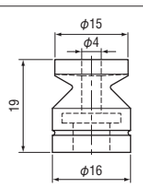	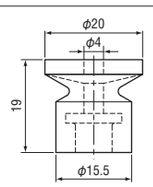	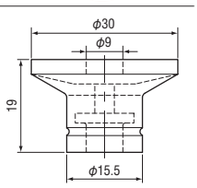
Reinforced silicone (brown)	Order code No.	210664	210665	210534	210535	210536
	TYPE	VAPH-8C-SP	VAPH-12C-SP	VAPH-15C-SP	VAPH-20C-SP	VAPH-30C-SP
	Weight	0.7g	0.9g	2.6g	2.9g	4.8g
	Heat-resistance	200℃		200℃		
Applicable stem		Mini, VFIL-SS, or VFILB-SSH ➡ 3-21,22,23,29		Small, VFIL-S, or VFILB-SH ➡ 3-24,25,26,29		

Applicable cup size		ϕ40mm	ϕ60mm
Suction Cups w/ sponge			 * Cup fixing system: embedded
Drawing		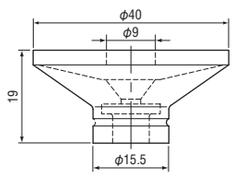	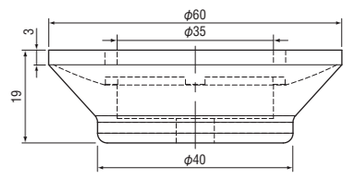
Reinforced silicone (brown)	Order code No.	210537	210538
	TYPE	VAPH-40C-SP	VAPH-60F-SP
	Weight	8.3g	22.0g
	Heat-resistance	200℃	200℃
Applicable stem		Small, VFIL-S, or VFILB-SH ➡ 3-24,25,26,29	Large, VFI-L, or VFIL-H ➡ 3-27,30

Applicable cup size		ϕ20mm	ϕ30mm	ϕ40mm
Suction Cups (bellow・w/ sponge)				
Drawing		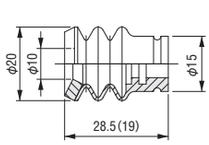	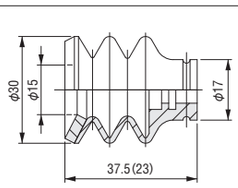	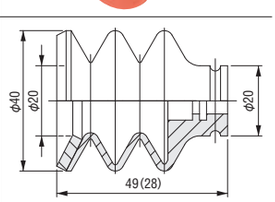
Reinforced silicone (brown)	Order code No.	210914	210915	210916
	TYPE	VAPH-20C-10-3-SP	VAPH-30C-15-3-SP	VAPH-40C-20-3-SP
	Weight	3.0g	8.0g	19.0g
	Heat-resistance	200℃		
Applicable stem		Small, VFIL-S, or VFILB-SH ➡ 3-24,25,26,29		

Eins_CATALOG_V6_03-吸着_EN.indd 7 2021/09/21 16:11:46

Suction Cups (Bellows / Flat Face / Free) / Suction Stem Covers (Mini / Small)

Used for work pieces with uneven suction surfaces. (For work pieces with uneven suction surfaces.)

Used for work pieces that are not released easily from suction cup.

Applicable cup size		ϕ15mm	ϕ20mm
Suction Cups (flat face)			
Drawing		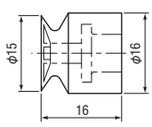	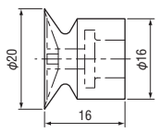
Reinforced silicone (brown)	Order code No.	210389	210390
	TYPE	VAPH-15C-1	VAPH-20C-1
	Weight	2.0g	2.4g
Applicable stem		Small, VFIL-S, or VFILB-SH ➡ 3-24,25,26,29	

Used to be attached to the end of suction stem.

Applicable cup size		ϕ10mm	ϕ16mm
Suction stem cover			
Drawing		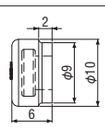	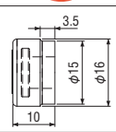
Reinforced silicone (brown)	Order code No.	211024	211023
	TYPE	VAPH-SSC	VAPH-SC
	Weight	0.35g	1.70g
Applicable stem		Mini, VFIL-SS, or VFILB-SSH ➡ 3-21,22,23,29	Small, VFIL-S, or VFILB-SH ➡ 3-24,25,26,29

Use bellows cups for medium-sized angled parts.

Applicable cup size		ϕ12mm	ϕ20mm
Bellows cups			
Drawing * The value in ( ) indicates the dimension with suction. * The value in [ ] indicates the dimension for reinforced silicone.		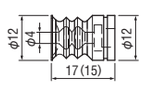	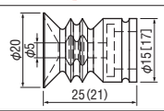
Reinforced silicone (brown)	Order code No.	210280	210310
	TYPE	VAPH-12C-2	VAPH-20C-2
	Weight	1.1g	2.8g
Urethane (milk white)	Order code No.	210409	210410
	TYPE	VAPU-12C-2	VAPU-20C-2
	Weight	1.2g	3.0g
Fluorine (black)	Order code No.	210411	210412
	TYPE	VAPF-12C-2	VAPF-20C-2
	Weight	1.9g	4.3g
Nitrile (green)	Order code No.	210802	210803
	TYPE	VAPN-12C-2	VAPN-20C-2
	Weight	1.5g	3.9g
Applicable stem		Mini, VFIL-SS, or VFILB-SSH ➡ 3-21,22,23,29	Small, VFIL-S, or VFILB-SH ➡ 3-24,25,26,29

Used for work pieces with uneven suction surfaces. (For work pieces with large uneven suction surfaces.)

Applicable cup size		ϕ14mm	ϕ20mm	ϕ30mm	ϕ40mm
Suction Cups EP sponge					
Drawing		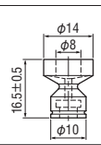	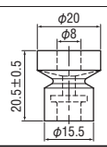	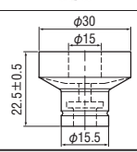	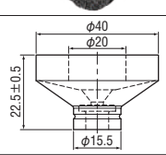
Reinforced silicone (brown)	Order code No.	210859	210860	210861	210862
	TYPE	VAPH-14C-EPSP	VAPH-20C-EPSP	VAPH-30C-EPSP	VAPH-40C-EPSP
	Weight	1.1g	2.8g	4.0g	6.4g
	Heat-resistance	80℃	80℃		
Applicable stem		Mini, VFIL-SS, or VFILB-SSH ➡ 3-21,22,23,29	Small, VFIL-S, or VFILB-SH ➡ 3-24,25,26,29		

Applicable cup size		ϕ50mm	ϕ60mm
Suction Cups EP sponge		* Cup fixing system: embedded 	* Cup fixing system: embedded 
Drawing		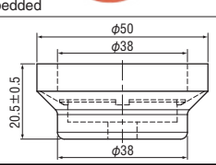	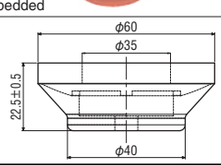
Reinforced silicone (brown)	Order code No.	210863	210864
	TYPE	VAPH-50F-EPSP	VAPH-60F-EPSP
	Weight	11.5g	18.2g
	Heat-resistance	80℃	
Applicable stem		Large, VFI-L, or VFIL-H ➡ 3-27,30	

Precautions for Suction Cup

- Double-stick tape is used for adhesion to EP sponge. Use silicon adhesive if the adhesive strength is low.
- Double-sided tape is weak when the oblique tension force is added. Use the tape for the vertical direction force.
- Your diagram may have a slightly different layout as the component is made of sponge.

Eins_CATALOG_V6_03-吸着_EN.indd 8 2021/09/24 13:21:51

Accessory for Suction Cup

Static elimination sheet for suction cups surface.

Applicable cup size	ϕ12mm	ϕ15mm	ϕ20mm	ϕ30mm	ϕ40mm
Pad diameter SD sheet					
Drawing	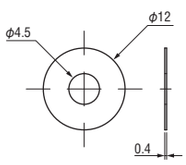	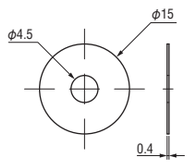	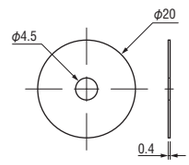	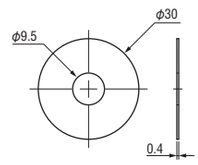	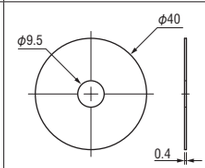
Order code No.	271682	271683	282552	297701	300485
TYPE	12C-SD	15C-SD	20C-SD	30C-SD	40C-SD
Weight	1.0g	1.0g	1.0g	1.0g	1.0g
Heat-resistance	80℃				

∗ Generation of leakage reduces vacuum force by 40% after SD sheet is attached.　∗ With double-stick-tape processing.

EP sponge sheet to be attached at the tip of the suction cup.

Applicable cup size	ϕ14mm	ϕ20mm	ϕ30mm	ϕ40mm	ϕ50mm	ϕ60mm
EP sponge (black)						
Drawing	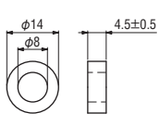	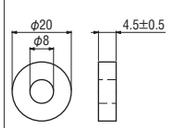	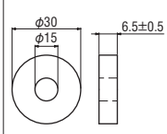	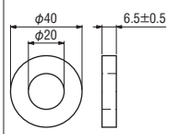	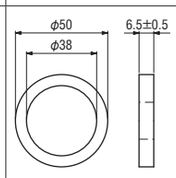	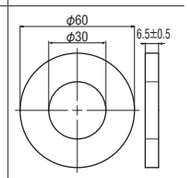
Order code No.	271559	282010	294889	300386	310589	322949
TYPE	14C-EPSP	20C-EPSP	30C-EPSP	40C-EPSP	50C-EPSP	60C-EPSP
Weight	0.1g	0.2g	0.4g	0.7g	0.5g	1.2g
Heat-resistance	80℃					

∗ Your diagram may have a slightly different layout as the component is made of sponge.

Sponge sheet to be attached at the tip of the Suction Cups (Bellow).

Applicable cup size	ϕ40mm
Sponge sheet	
Drawing	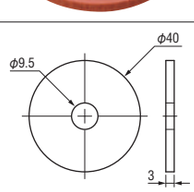
Order code No.	072746
TYPE	40C-SP
Weight	1.0g
Heat-resistance	200℃



Adhesive (sponge Pads)

Order code No.	371759
TYPE	Adhesive Q 50G Clear #4888

- NET : 50ml
- Silicon bond
- use for adhesion to rubber system.

Precautions for sticking
(SD sheet, EP sponge)

- Use the purchases within one month after you buy them. Adhesive force of the double-sided tape will significantly reduce after stored for a long time. We recommend using with the silicone adhesive (371759 BATH BOND).
- Wipe the surface clean with ethanol before you stick it on the cup. Do not touch the surface with your hands.
- Hold the adhesive surface with sufficient adhesion to the surface for about 24 hours.
- Use silicon adhesive if the adhesive strength is low.
- Double-sided tape is weak when the oblique tension force is added. Use the tape for the vertical direction force.

Precautions for sticking
Sponge sheet

- When apply the parts, please wipe the surface with ethanol and spread the silicone adhesive then attaches the parts without touching. (371759 Bath Bond)

Eins_CATALOG_V6_03-吸着_EN.indd 9　2021/09/21 16:11:50

Suction Cups (Fluorine Bellows/Multistage Bellows)

The most suitable one can be selected from wide range of products.

▶ Used for parts with angle. High temperature resistance and reduce suction cup markings.

Applicable cup size		ϕ3mm	ϕ15mm	ϕ20mm	ϕ30mm	ϕ40mm
Suction Cups (Fluorine Bellows)						
Drawing ＊The value in ( ) indicates the dimension with suction.		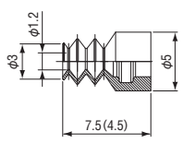	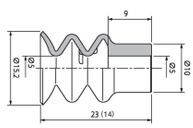	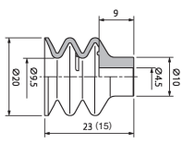	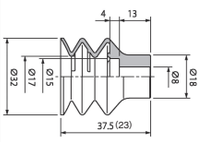	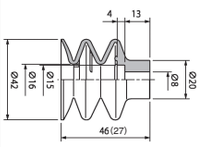
Fluorine (black)	Order code No.	211101	042042	042043	042044	042045
	TYPE	VAPF-3C-3	EPCG-15-F	EPCG-20-F	EPCG-30-F	EPCG-40-F
	Weight	0.1g	3g	4g	14g	32g
Applicable head	names		Suction stem head • M5 • For EPCG15/20		Suction stem head • M5 • For EPCG30/40	
	Order code No.		211102		211103	
	TYPE		VFILK-AH01		VFILK-AH02	
	Weight		3.0g		8.0g	
Drawing			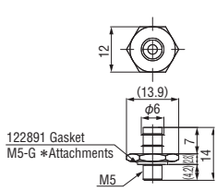		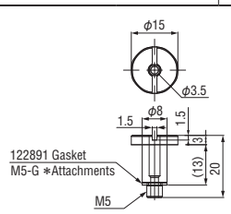	
Applicable stem		Micro or VFILB-M,MSH ➡ 3-21,29	VFILB2-SH system (used by replacing the head)			

＊ When using a fluorine pad ϕ 15 mm to ϕ 40 mm, a special suction head bracket is required.

▶ The multistage Bellow cap suitable for absorb different angle of parts surface /outer stem.

Applicable cup size	ϕ30mm	ϕ40mm	ϕ50mm
Suction Cup Moltistage Bellow			
Drawing ＊The value in ( ) indicates the dimension with suction.	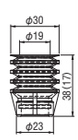	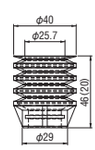	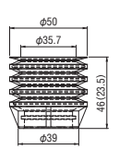
Order code No.	042071	042072	042073
TYPE	EPLG-30-S5	EPLG-40-S5	EPLG-50-S5
Weight	6.9g	15.7g	20.8g
Applicable stem	VFILA-PHB-1/8	VFILA-PHC-1/8	VFILA-PHD-1/8

Outside stem			
			
Drawing	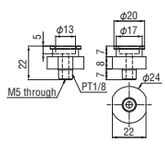	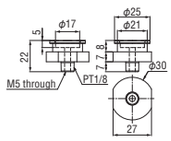	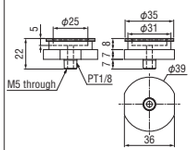
Order code No.	211115	211116	211117
TYPE	VFILA-PHB-1/8	VFILA-PHC-1/8	VFILA-PHD-1/8
Weight	13.0g	18.0g	34.0g
Applicable stem	EPLG-30-S5	EPLG-40-S5	EPLG-50-S5

＊ Outer stem is necessary for use.

Eins_CATALOG_V6_03-吸着_EN.indd 10 2021/09/21 16:11:53

Special cups (Sheet metal / Pouches)

▶ Use it for sheet metal conveyance. This can be easily attached by eins Jungle gym ϕ20 connectors and/or brackets.

Applicable cup size		ϕ30mm		ϕ60mm	
Suction Cups (Sheet metal)					
Drawing * The value in ( ) indicates the dimension with suction.		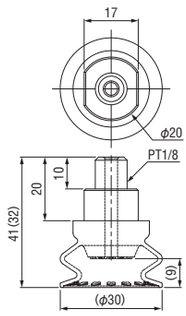	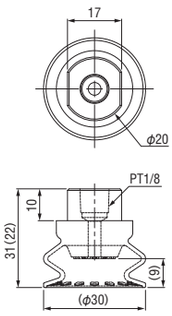	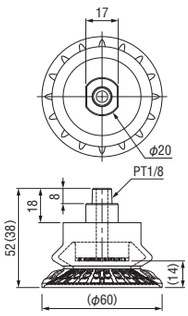	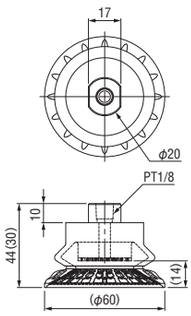
Fluorine (black)	Order code No.	210918	210919	210920	210921
	TYPE	VAPNP-30C-1-M	VAPNP-30C-1-F	VAPNP-60C-1-M	VAPNP-60C-1-F
	Weight	15.0g	12.0g	47.0g	45.0g
	characteristics of rubber	Heat resistance : 85℃ / Shore hardness : 60		Heat resistance : 85℃ / Shore hardness : 60	
Applicable stem		Large, VFI-L, or VFIL-H ➡ 3-27,30	—	Large, VFI-L, or VFIL-H ➡ 3-27,30	—

▶ Self adjusting cup: bagged items, or soft body

Applicable cup size		ϕ24mm (Equivalent to ϕ20mm)	ϕ40mm (Equivalent to ϕ34 mm)
Suction Cups Pouch		NEW 	NEW 
Drawing * The value in ( ) indicates the dimension with suction.		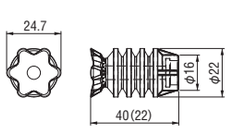	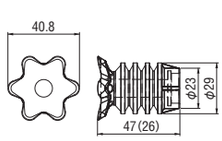
Order code No.		042074	042075
TYPE		EPMG-24L	EPMG-40L
Weight		5.0g	10.0g
Applicable stem		VFILA-PHA-1/8	VFILA-PHB-1/8

Outside stem		NEW 	NEW 
Drawing		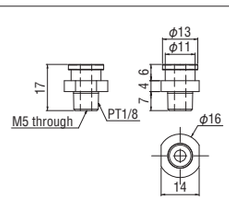	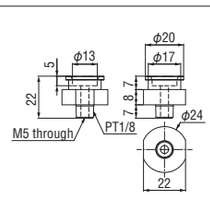
Order code No.		211114	211115
TYPE		VFILA-PHA-1/8	VFILA-PHB-1/8
Weight		4.0g	13.0g
Applicable stem		EPMG-24L	EPMG-40L

* Outer cup is required for use.

Eins_CATALOG_V6_03-吸着_EN.indd 11 2021/09/21 16:11:55

Flat Suction Cups

Flat basic type. Silicone type and a mark-free type are provided.

Applicable cup size		ϕ1.2mm	ϕ1.8mm	ϕ2mm	ϕ3.5mm	ϕ5mm	ϕ6mm
Flat Suction Cups							
Drawing		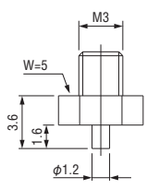	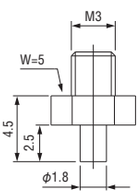	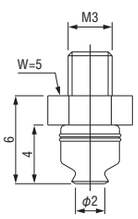	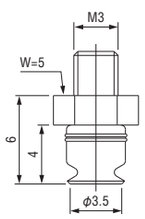	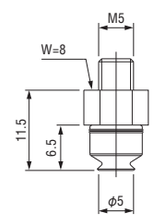	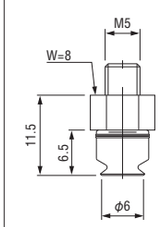
Silicone (transparent white)	Order code No.	183823	183824	183825	183826	183827	183828
	TYPE	SQN 1 SI-M3 M	SQN 1.5 SI-M3 M	SQN 2 SI-M3 M	SQN 3.5 SI-M3 M	SQN 5 SI-M5 M	SQN 6 SI-M5 M
	Weight	1.0g	1.0g	1.0g	1.0g	1.1g	1.1g
Mark-free (blue)	Order code No.	—	—	—	—	183797	183798
	TYPE	—	—	—	—	SQN 5 HT1-M5 M	SQN 6 HT1-M5 M
	Weight	—	—	—	—	1.1g	1.1g
Applicable stem		Micro or VFILB-M,MSH ➡ 3-21,29				Non-rotate for mini/small or VFILB/VFILBR ➡ 3-29,30	

Applicable cup size		ϕ8mm	ϕ10mm	ϕ15mm	ϕ20mm
Flat Suction Cups					
Drawing		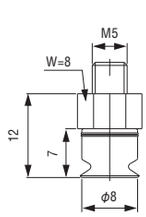	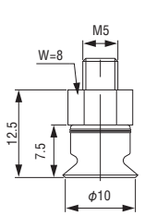	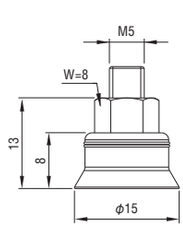	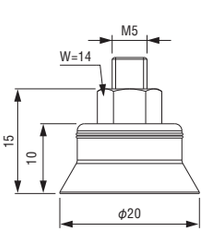
Silicone (transparent white)	Order code No.	183829	183830	183831	183832
	TYPE	SQN 8 SI-M5 M	SQN 10 SI-M5 M	SQN 15 SI-M5 M	SQN 20 SI-M5 M
	Weight	1.2g	1.3g	4.5g	5.6g
Mark-free (blue)	Order code No.	183799	183800	183801	183802
	TYPE	SQN 8 HT1-M5 M	SQN 10 HT1-M5 M	SQN 15 HT1-M5 M	SQN 20 HT1-M5 M
	Weight	1.2g	1.3g	4.5g	5.6g
Applicable stem		Non-rotate for mini/small or VFILB/VFILBR ➡ 3-29,30			

Eins_CATALOG_V6_03-吸着_EN.indd 12 2021/09/21 16:11:56

Applicable cup size		ϕ25mm	ϕ30mm	ϕ35mm	ϕ40mm
Flat Suction Cups					
Drawing		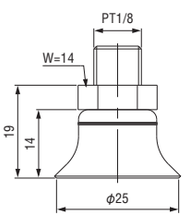	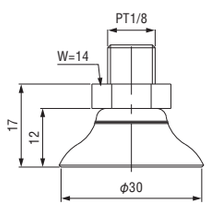	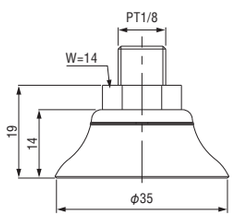	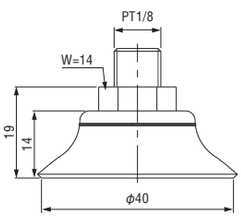
Silicone (transparent white)	Order code No.	183833	183834	183835	183836
	TYPE	SQN 25 SI-PT1/8 M	SQN 30 SI-PT1/8 M	SQN 35 SI-PT1/8 M	SQN 40 SI-PT1/8 M
	Weight	7.2g	7.9g	10.6g	12.2g
Mark-free (blue)	Order code No.	183803	183804	183805	183806
	TYPE	SQN 25 HT1-PT1/8 M	SQN 30 HT1-PT1/8 M	SQN 35 HT1-PT1/8 M	SQN 40 HT1-PT1/8 M
	Weight	7.2g	7.9g	10.6g	12.2g
Applicable stem		Non-rotate for small or VFILB-1/8, large VFI-L, VFIL-H ➡ 3-27,30			

Applicable cup size		ϕ50mm	ϕ60mm	ϕ80mm
Flat Suction Cups				
Drawing		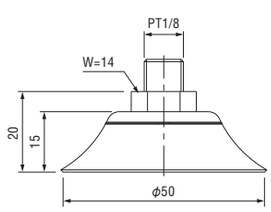	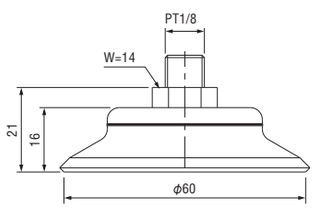	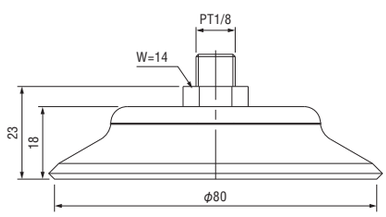
Silicone (transparent white)	Order code No.	183837	183838	183839
	TYPE	SQN 50 SI-PT1/8 M	SQN 60 SI-PT1/8 M	SQN 80 SI-PT1/8 M
	Weight	15.3g	34.2g	62.5g
Mark-free (blue)	Order code No.	183807	183808	183809
	TYPE	SQN 50 HT1-PT1/8 M	SQN 60 HT1-PT1/8 M	SQN 80 HT1-PT1/8 M
	Weight	15.3g	34.2g	62.5g
Applicable stem		Non-rotate for small or VFILB-1/8, large VFI-L, VFIL-H ➡ 3-27,30		

Eins_CATALOG_V6_03-吸着_EN.indd 13 2021/09/21 16:11:57

Bellows Type Suction Cups 1.5-stage

The bellows section contracts with vacuum. There are silicone and mark-less types.

Applicable cup size		ϕ11mm	ϕ13mm	ϕ16mm	ϕ19mm	ϕ22mm	ϕ24mm
Bellows type Suction Cups 1.5-stage							
Drawing ∗ The value in ( ) indicates the dimension with suction.		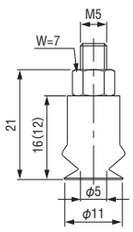	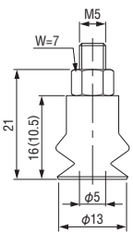	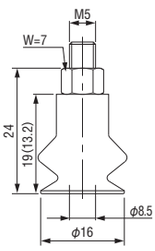	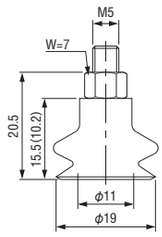	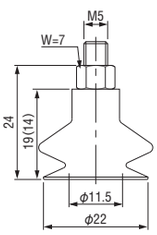	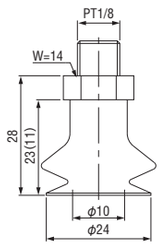
Silicone (transparent white)	Order code No.	183874	183875	183876	183877	183878	183994
	TYPE	SFSGA 11 SI-M5 M	SFSGA 14 SI-M5 M	SFSGA 16 SI-M5 M	SFSGA 20 SI-M5 M	SFSGA 22 SI-M5 M	SFSGA 25 SI-PT1/8 M
	Weight	2.0g	2.1g	2.3g	2.7g	3.1g	6.4g
Mark-free (blue)	Order code No.	183857	183858	183859	183860	183861	183993
	TYPE	SFSGA 11 HT1-M5 M	SFSGA 14 HT1-M5 M	SFSGA 16 HT1-M5 M	SFSGA 20 HT1-M5 M	SFSGA 22 HT1-M5 M	SFSGA 25 HT1-PT1/8 M
	Weight	2.0g	2.1g	2.3g	2.7g	3.1g	6.4g
Applicable stem		Non-rotate for mini/small or VFILB/VFILBR ➡ 3-29,30					Non-rotate for small or VFILB-1/8, large VFI-L, VFIL-H ➡ 3-27,30

Applicable cup size		ϕ33mm	ϕ43mm	ϕ53mm	ϕ63mm
Bellows type Suction Cups 1.5-stage					
Drawing ∗ The value in ( ) indicates the dimension with suction.		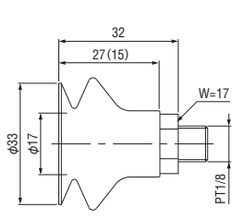	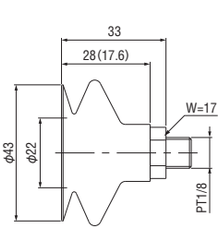	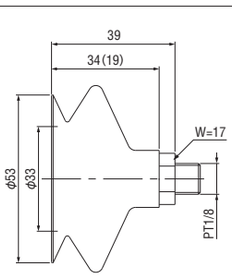	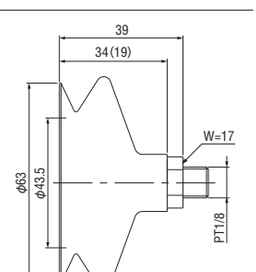
Silicone (transparent white)	Order code No.	183879	183880	183881	183882
	TYPE	SFSGA 33 SI-PT1/8 M	SFSGA 43 SI-PT1/8 M	SFSGA 53 SI-PT1/8 M	SFSGA 63 SI-PT1/8 M
	Weight	15.0g	18.0g	26.0g	33.0g
Mark-free (blue)	Order code No.	183862	183863	183864	—
	TYPE	SFSGA 33 HT1-PT1/8 M	SFSGA 43 HT1-PT1/8 M	SFSGA 53 HT1-PT1/8 M	—
	Weight	15.0g	18.0g	26.0g	—
Applicable stem		Non-rotate for small or VFILB-1/8, large VFI-L, VFIL-H ➡ 3-27,30			

Eins_CATALOG_V6_03-吸着_EN.indd 14 2021/09/21 16:11:59

Bellows Type Suction Cups 2.5-stage

Effective for non-flat suction surface. There are silicone and mark-less types.

Applicable cup size		ϕ5.5mm	ϕ6.5mm	ϕ9.3mm	ϕ12.7mm	ϕ15mm	ϕ18.5mm
Bellows type Suction Cups 2.5-stage							
Drawing ＊The value in ( ) indicates the dimension with suction.		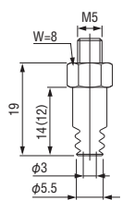	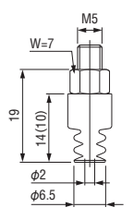	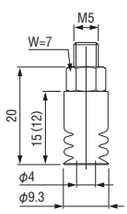	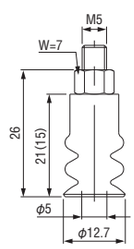	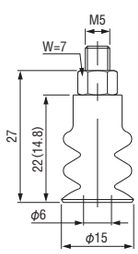	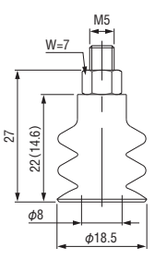
Silicone (transparent white)	Order code No.	183909	183910	183911	183912	183913	183914
	TYPE	SFSG 5 SI-M5 M	SFSG 7 SI-M5 M	SFSG 9 SI-M5 M	SFSG 12 SI-M5 M	SFSG 14 SI-M5 M	SFSG 18 SI-M5 M
	Weight	1.5g	1.6g	1.8g	2.2g	2.6g	2.9g
Mark-free (blue)	Order code No.	—	—	183893	183894	183895	183896
	TYPE	—	—	SFSG 9 HT1-M5 M	SFSG 12 HT1-M5 M	SFSG 14 HT1-M5 M	SFSG 18 HT1-M5 M
	Weight	—	—	1.8g	2.2g	2.6g	2.9g
Applicable stem		Non-rotate for mini/small or VFILB/VFILBR ➡ 3-29,30					

Applicable cup size		ϕ20mm	ϕ24.7mm	ϕ32.6mm	ϕ43.5mm	ϕ52.5mm	ϕ62.2mm
Bellows type Suction Cups 2.5-stage							
Drawing ＊The value in ( ) indicates the dimension with suction.		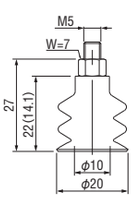	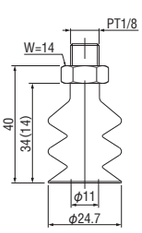	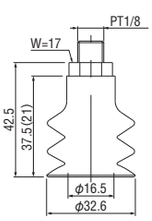	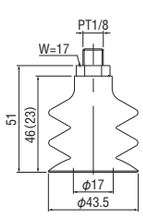	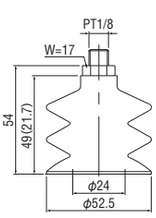	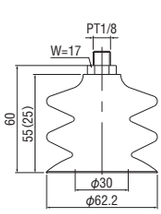
Silicone (transparent white)	Order code No.	183915	183916	183917	183918	183919	183920
	TYPE	SFSG 20 SI-M5 M	SFSG 25 SI-PT1/8 M	SFSG 32 SI-PT1/8 M	SFSG 42 SI-PT1/8 M	SFSG 52 SI-PT1/8 M	SFSG 62 SI-PT1/8 M
	Weight	3.3g	8.0g	16.0g	26.0g	31.0g	59.0g
Mark-free (blue)	Order code No.	183897	183898	183899	183900	—	—
	TYPE	SFSG 20 HT1-M5 M	SFSG 25 HT1-PT1/8 M	SFSG 32 HT1-PT1/8 M	SFSG 42 HT1-PT1/8 M	—	—
	Weight	3.3g	8.0g	16.0g	26.0g	—	—
Applicable stem		Non-rotate for mini/small or VFILB, VFILBR ➡ 3-29,30	Non-rotate for small or VFILB-1/8, large VFI-L ,VFIL-H ➡ 3-27,30		Large, VFI-L, or VFIL-H ➡ 3-27,30		

Eins_CATALOG_V6_03-吸着_EN.indd 15 2021/09/21 16:12:01

Oval Cups

Oval type. There are silicone and mark-less types.

Applicable cup size		2×4mm	3.5×7mm	5×15mm	6×18mm
Oval cups					
Drawing		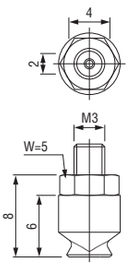	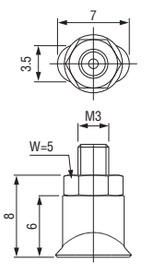	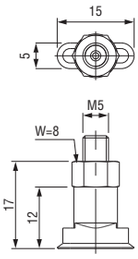	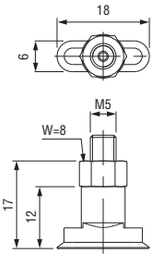
Silicone (transparent white)	Order code No.	187222	187223	187224	—
	TYPE	SSGON-4＊2-SI-65-M3-M	SSGON-7＊3.5-SI-65-M3-M	SSGON-15＊5-SI-65-M5-M	–
	Weight	2.0g	2.0g	3.4g	–
Mark-free (blue)	Order code No.	183932	183933	183934	183935
	TYPE	SSGON 2＊4 HT1-M3 M	SSGON 3.5＊7 HT1-M3 M	SSGON 5＊15 HT1-M5 M	SSGON 6＊18 HT1-M5 M
	Weight	2.0g	2.0g	3.4g	3.7g
Applicable stem		Micro or VFILB-M,MSH ➡ 3-21,29		Non-rotate for mini/small or VFILB/VFILBR ➡ 3-29,30	

Applicable cup size		8×24mm	10×30mm	15×45mm
Oval cups				
Drawing		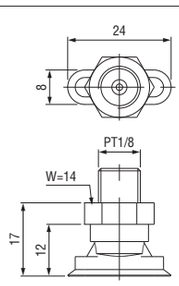	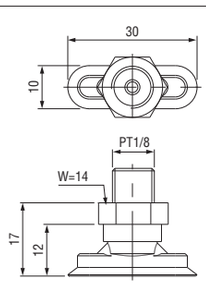	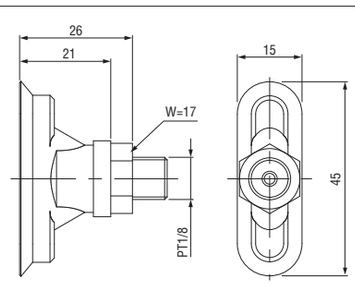
Silicone (transparent white)	Order code No.	—	187225	187226
	TYPE	–	SSGON-30＊10-SI-65-PT1/8-M	SSGON-45＊15-SI-65-PT1/8-M
	Weight	–	6.8g	14.8g
Mark-free (blue)	Order code No.	183936	183937	183938
	TYPE	SSGON 8＊24 HT1-PT1/8 M	SSGON 10＊30 HT1-PT1/8 M	SSGON 15＊45 HT1-PT1/8 M
	Weight	6.7g	6.8g	14.8g
Applicable stem		Non-rotate for small or VFILB-1/8, large VFI-L, VFIL-H ➡ 3-27,30		

Eins_CATALOG_V6_03-吸着_EN.indd 16 2021/09/21 16:12:03

Sheet Metal Suction Cups

Best for high-speed conveyance of oil-filmed sheet metal.

▶ Strong holding power in the horizontal direction and excellent balance of stability.

Applicable cup size	ϕ33mm	ϕ43mm	ϕ53mm	ϕ63mm
Suction Cups for sheet metal w/ screw				
Drawing	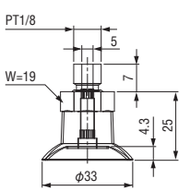	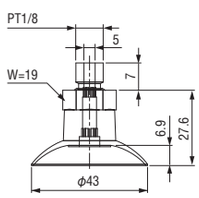	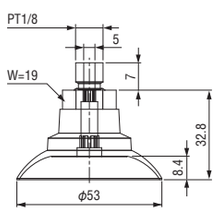	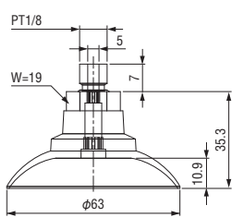
Order code No.	185338	185339	185340	185341
TYPE	SSAXM-30-ED-85-PT1/8M	SSAXM-40-ED-85-PT1/8M	SSAXM-50-ED-85-PT1/8M	SSAXM-60-ED-85-PT1/8M
Holding force*	39N	69N	109N	154N
Horizontal power (with oil)**	41N	71N	110N	155N
Weight	14.0g	15.0g	27.0g	30.0g
Applicable stem	Non-rotate for small or VFILB-1/8, large VFI-L, VFIL-H ➡ 3-27,30			

Applicable cup size	ϕ83mm	ϕ103mm	ϕ118mm
Suction Cups for sheet metal w/ screw			
Drawing	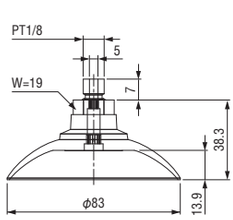	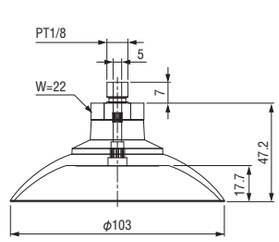	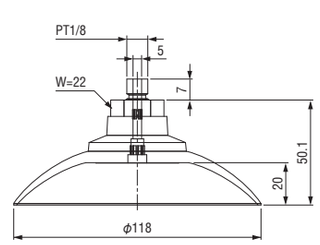
Order code No.	185342	185343	185344
TYPE	SSAXM-80-ED-85-PT1/8M	SSAXM-100-ED-85-PT1/8M	SSAXM-115-ED-85-PT1/8M
Holding force*	270N	412N	549N
Horizontal power (with oil)**	269N	414N	584N
Weight	39.0g	73.0g	91.0g
Applicable stem	Non-rotate for small or VFILB-1/8, large VFI-L, VFIL-H ➡ 3-27,30		

* Above holding force is calculated with dried workpiece with a smooth surface (vertical direction, vacuum pressure -60 kPa). Safety factor is not included. Safety factor is not included.
** Above horizontal force is calculated with dried/oil-filmed workpiece with a smooth surface (vacuum pressure -60 kPa).

Eins_CATALOG_V6_03-吸着_EN.indd 17 2021/09/21 16:12:04

Suction Cups for Exchange

Suction Cup for exchange in 3-12 - 3-16.

▶ Suction Cups for Flat suction cup.

Page	Order code No.	TYPE	Material	Cup color
3-12	183840	SQ 1 SI	silicone	Cloudy transparent
	183841	SQ 1.5 SI	silicone	Cloudy transparent
	183842	SQ 2 SI	silicone	Cloudy transparent
	183843	SQ 3.5 SI	silicone	Cloudy transparent
	183844	SQ 5 SI	silicone	Cloudy transparent
	183845	SQ 6 SI	silicone	Cloudy transparent
	183846	SQ 8 SI	silicone	Cloudy transparent
	183847	SQ 10 SI	silicone	Cloudy transparent
	183848	SQ 15 SI	silicone	Cloudy transparent
	183849	SQ 20 SI	silicone	Cloudy transparent
3-13	183850	SQ 25 SI	silicone	Cloudy transparent
	183851	SQ 30 SI	silicone	Cloudy transparent
	183852	SQ 35 SI	silicone	Cloudy transparent
	183853	SQ 40 SI	silicone	Cloudy transparent
	183854	SQ 50 SI	silicone	Cloudy transparent
	183855	SQ 60 SI	silicone	Cloudy transparent
	183856	SQ 80 SI	silicone	Cloudy transparent
3-12	183810	SQ 5 HT1	Mark-free	Blue
	183811	SQ 6 HT1	Mark-free	Blue
	183812	SQ 8 HT1	Mark-free	Blue
	183813	SQ 10 HT1	Mark-free	Blue
	183814	SQ 15 HT1	Mark-free	Blue
	183815	SQ 20 HT1	Mark-free	Blue
3-13	183816	SQ 25 HT1	Mark-free	Blue
	183817	SQ 30 HT1	Mark-free	Blue
	183818	SQ 35 HT1	Mark-free	Blue
	183819	SQ 40 HT1	Mark-free	Blue
	183820	SQ 50 HT1	Mark-free	Blue
	183821	SQ 60 HT1	Mark-free	Blue
	183822	SQ 80 HT1	Mark-free	Blue

▶ Suction pad for flat oval.

Page	Order code No.	TYPE	Material	Cup color
3-16	187227	SSGO-4*2-SI-65	silicone	White
	187228	SSGO-7*3.5-SI-65	silicone	White
	187229	SSGO-15*5-SI-65	silicone	White
	187230	SSGO-30*10-SI-65	silicone	White
	187231	SSGO-45*15-SI-65	silicone	White
3-16	183940	SSGO 2*4 HT1	Mark-free	Blue
	183941	SSGO 3.5*7 HT1	Mark-free	Blue
	183942	SSGO 5*15 HT1	Mark-free	Blue
	183943	SSGO 6*18 HT1	Mark-free	Blue
	183944	SSGO 8*24 HT1	Mark-free	Blue
	183945	SSGO 10*30 HT1	Mark-free	Blue
	183946	SSGO 15*45 HT1	Mark-free	Blue

▶ Bellows type Suction Cups 1.5-stage.

Page	Order code No.	TYPE	Material	Cup color
3-14	183883	SFGA 11 SI	silicone	Cloudy transparent
	183884	SFGA 14 SI	silicone	Cloudy transparent
	183885	SFGA 16 SI	silicone	Cloudy transparent
	183886	SFGA 20 SI	silicone	Cloudy transparent
	183887	SFGA 22 SI	silicone	Cloudy transparent
	183888	SFGA 25 SI	silicone	Cloudy transparent
	183889	SFGA 33 SI	silicone	Cloudy transparent
	183890	SFGA 43 SI	silicone	Cloudy transparent
	183891	SFGA 53 SI	silicone	Cloudy transparent
	183892	SFGA 63 SI	silicone	Cloudy transparent
3-14	183865	SFGA 11 HT 1	Mark-free	Blue
	183866	SFGA 14 HT1	Mark-free	Blue
	183867	SFGA 16 HT1	Mark-free	Blue
	183868	SFGA 20 HT1	Mark-free	Blue
	183869	SFGA 22 HT1	Mark-free	Blue
	183870	SFGA 25 HT1	Mark-free	Blue
	183871	SFGA 33 HT1	Mark-free	Blue
	183872	SFGA 43 HT1	Mark-free	Blue
	183873	SFGA 53 HT1	Mark-free	Blue

▶ Bellows type Suction Cups 2.5-stage.

Page	Order code No.	TYPE	Material	Cup color
3-15	183921	SFG 5 SI	silicone	Cloudy transparent
	183922	SFG 7 SI	silicone	Cloudy transparent
	183923	SFG 9 SI	silicone	Cloudy transparent
	183924	SFG 12 SI	silicone	Cloudy transparent
	183925	SFG 14 SI	silicone	Cloudy transparent
	184085	SFG 18 SI	silicone	Cloudy transparent
	183926	SFG 20 SI	silicone	Cloudy transparent
	183927	SFG 25 SI	silicone	Cloudy transparent
	183928	SFG 32 SI	silicone	Cloudy transparent
	183929	SFG 42 SI	silicone	Cloudy transparent
	183930	SFG 52 SI	silicone	Cloudy transparent
	183931	SFG 62 SI	silicone	Cloudy transparent
3-15	183901	SFG 9 HT1	Mark-free	Blue
	183902	SFG 12 HT1	Mark-free	Blue
	183903	SFG 14 HT1	Mark-free	Blue
	183904	SFG 18 HT1	Mark-free	Blue
	183905	SFG 20 HT1	Mark-free	Blue
	183906	SFG 25 HT1	Mark-free	Blue
	183907	SFG 32 HT1	Mark-free	Blue
	183908	SFG 42 HT1	Mark-free	Blue

Eins_CATALOG_V6_03-吸着_EN.indd 18 2021/09/21 16:12:04

Vacuum Gripper

A small vacuum gripper suitable for suction and transport of small workpieces.

▶ A single gripper could use for different shape of work piece. (wood, resin, corrugated cardboard).

Vacuum gripper				
Drawing	＊Connect plastic ejector SSBP series (3-41) to ϕ8 (ejector not attached). 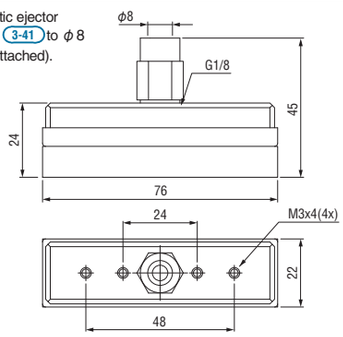		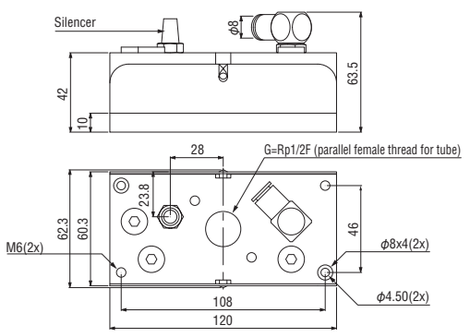	
Product name	Vacuum gripper 76 × 22 • 10mm	Sponge seal 76×22 w/o valve (for exchange)	Vacuum gripper 120 × 60 • 10mm	Sponge seal 120×60 w/o valve (for exchange)
Order code No.	**183977**	**183978**	**183979**	**183980**
TYPE	**SFM-76/22-SW-10-B**	**SFMSEAL76/22SW10BW/OV**	**SFX-120/60-SW-1.5-10-B**	**SFXFMSEAL120/60SW10BW/OV**
Weight	50.0g	1.5g	500.0g	6.5g

■ Specification

Product name	TYPE	Number of cells	Inside diameter	Air consumption	Maximum holding power at the time of -60kPa	Heatproof	Ejector
Vacuum gripper	**SFM-76/22-SW-10-B**	26	5	–	40 (when all cells are covered)	80	Not provided
	SFX-120/60-SW-1.5-10-B	10	15	117 (suction 69)	98 (when all cells are covered)		Provided

＊ If a workpiece does not hit the suction surface, the special valve will close to prevent vacuum leak, showing maximum holding power. A minimum of 30 to 50% of vacuum cells must be covered with workpieces.
＊ Product confirmation requires separate circuit.

Eins_CATALOG_V6_03-吸着_EN.indd 19 2021/09/21 16:12:05

For Suction Cup Suction Stem

Suction stem

Can be selected according to the type of suction cup and allows secure suction.


Micro 3-21


Mini 3-21


Small 3-24


Large 3-27

Resin Suction stem

Weight saving achieved by using plastic for the body.



Mini 3-21



Small 3-24

Suction stems locking mechanism

Non-rotating suction stems. These feature a long stroke, holding unit in position at the stopper cylinder.


3-28

Suction stems non-rotate

Exchangeable head for suction stem.


Micro 3-29


Mini 3-29


Small 3-29


1/8 For connection 3-30

Suction stems non-rotate

Exchangeable head for suction stem.


Angle adjustment 3-30


Large 3-30

Fixed

Please use with a pad on the tip.


3-32

Suction Stems for Mini Cylinder

Used when suction cup is attached to the end of mini cylinder.


3-32

Adjuster

Height of suction stem can be adjusted.


3-33

Suction stem angle brackets

The angle can be adjusted by attaching a pad to the tip.


3-34

■spring constant value of suction stem

No.	TYPE	Spring constant (N/mm)	spring constant of suction stem (N)
1	VFILB-M/VFILB-M-P8	0.29	2.62
2	VFILB2-SSH/VFILB2-SSH-P12/ VFILB2-SH/VFILB2-SH-P12/ VFILB2-SH1/8/VFILB2-SH1/8-P12	0.65	7.76
3	VFILB2-SSH-20/VFILB2-SSH-20-P12/ VFILB2-SH-20/VFILB2-SH-20-P12/ VFILB2-SH1/8-20/VFILB2-SH1/ 8-20-P12	0.50	12.10
4	VFIL-H	0.80	16.87
5	VFIL1-SS-5/VFIL2-SS-5-P8/ VFIL2-SS-5-P12	0.50	3.99
6	VFIL1-SS-10/VFIL2-SS-10-P8/ VFIL2-SS-10-P12	0.25	3.99
7	VFIL1-SS-20/VFIL2-SS-20-P8/ VFIL2-SS-20-P12	0.17	4.16

No.	TYPE	Spring constant (N/mm)	spring constant of suction stem (N)
8	VFIL1-SS-30/VFIL2-SS-30-P8/ VFIL2-SS-30-P12	0.12	4.49
9	VFIL-S-5A/VFIL1-S-5-P12/ VFIL1-S-5-P20	0.27	2.46
10	VFIL-S-10A/VFIL1-S-10-P12/ VFIL1-S-10-P20	0.16	2.63
11	VFIL-S-20A/VFIL1-S-20-P12/ VFIL1-S-20-P20	0.11	2.81
12	VFIL-S-30A/VFIL1-S-30-P12/ VFIL1-S-30-P20	0.08	2.91
13	VFI-L-20-M17/VFI-L-20-P20	1.11	28.96
14	VFI-L-50-M17/VFI-L-50-P20	0.67	37.43
15	VFI-L-100-M22	0.19	19.81

* Spring constant. The spring force during in compression is a reference value.

Eins_CATALOG_V6_03-吸着_EN.indd 20 2021/09/21 16:12:08

Suction Stems (Micro / Mini)

Can be selected according to the type of suction cup and allows secure suction.

Direct connection on jungle gym series parts is possible.

- The suction cup is sold separately.
- Cup fixing system: embedded
- Piping joint for suction stem (mini) was changed from BF-5 to BF-6.
- Holder section for suction stem (mini) pipe specification was changed from 13mm to 18mm.

Suction stems (micro)		
Drawing	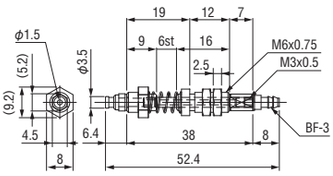	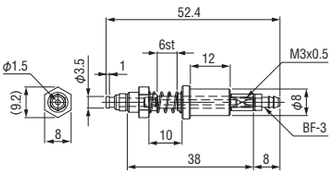
Order code No.	**210785**	**210818**
TYPE	**VFILB-M**	**VFILB-M-P8**
Weight	5g	6g
Piping/Mounting	ϕ4 ／ M6 P=0.75	ϕ4 ／ϕ8
Applicable cup size	VAPH-4 (6) M ➡ 3-4 ／ VAPH (F)-3C-3 ➡ 3-6 ／ϕ1.2 ～ 3.5 ➡ 3-12	



Suction fitting attach head/ M3, micro

Order code No.	**131316**
TYPE	**N01891-201**

- Weight : 1g
- W/ gasket
- Target: suction stem (micro), suction stem non-rotate (micro)

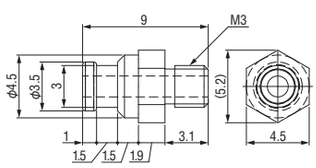

Suction Stems (Mini)			
Drawing (5st)	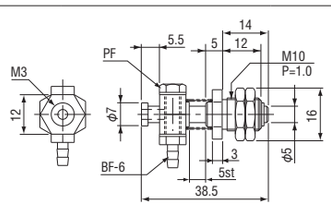	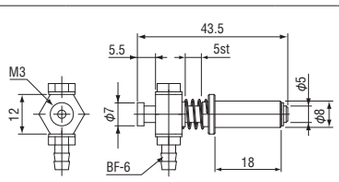	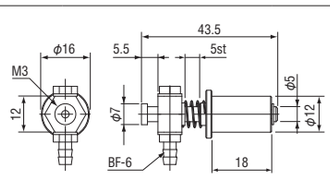
Order code No.	**211029**	**211030**	**211031**
TYPE	**VFIL1-SS-5**	**VFIL2-SS-5-P8**	**VFIL2-SS-5-P12**
Weight	14g	9g	13g
Piping/Mounting	ϕ6 ／ M10 P=1.0	ϕ6 ／ϕ8	ϕ6 ／ϕ12
Applicable cup size	ϕ4 ～ 14 ➡ 3-4,7,8 ／ TR-1062-1 ～ 4M ➡ 3-6 ／ϕ1.2 ～ 3.5 ➡ 3-12		

Resin Suction stem (Mini)	 NEW	 NEW Please kindly use it by pressing into the bottom when fixing.
Drawing (5st)	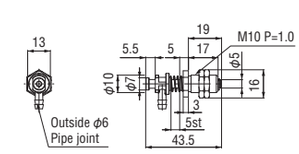	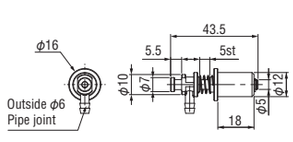
Order code No.	**211109**	**211105**
TYPE	**VFILP-SS-5**	**VFILP-SS-5-P12**
Weight	9g	4g
Piping/Mounting	ϕ6 ／ M10 P=1.0	ϕ6 ／ϕ12
Applicable cup size	ϕ4 ～ 14 ➡ 3-4,7,8 ／ TR-1062-1 ～ 4M ➡ 3-6 ／ϕ1.2 ～ 3.5 ➡ 3-12	

Eins_CATALOG_V6_03-吸着_EN.indd 21 2021/09/21 16:12:10

Suction Stems (Mini)

Can be selected according to the type of suction cup and allows secure suction.

- The suction cup is sold separately.
- Cup fixing system: embedded
- Piping joint for suction stem (mini) was changed from BF-5 to BF-6.
- Holder section for suction stem (mini) pipe specification was changed from 13mm to 18mm.

Suction Stems (Mini)			
Drawing (10st)	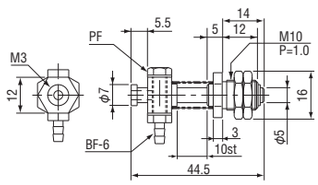	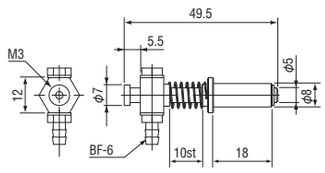	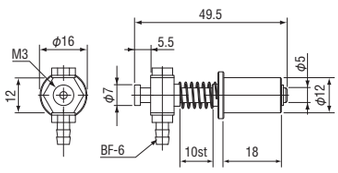
Order code No.	211032	211033	211034
TYPE	VFIL1-SS-10	VFIL2-SS-10-P8	VFIL2-SS-10-P12
Weight	15g	9g	14g
Piping/Mounting	ϕ6 ／ M10 P=1.0	ϕ6 ／ϕ8	ϕ6 ／ϕ12
Applicable cup size	ϕ4 ～ 14 ➡ 3-4,7,8 ／ TR-1062-1 ～ 4M ➡ 3-6 ／ϕ1.2 ～ 3.5 ➡ 3-12		

Resin Suction stem (Mini)	 NEW	 NEW Please kindly use it by pressing into the bottom when fixing.
Drawing (10st)	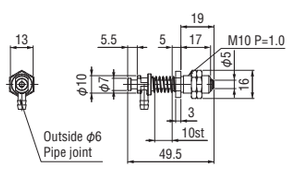	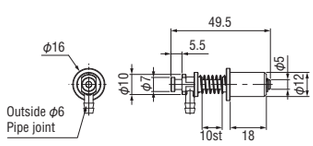
Order code No.	211110	211106
TYPE	VFILP-SS-10	VFILP-SS-10-P12
Weight	9g	4g
Piping/Mounting	ϕ6 ／ M10 P=1.0	ϕ6 ／ϕ12
Applicable cup size	ϕ4 ～ 14 ➡ 3-4,7,8 ／ TR-1062-1 ～ 4M ➡ 3-6 ／ϕ1.2 ～ 3.5 ➡ 3-12	

Suction Stems (Mini)			
Drawing (20st)	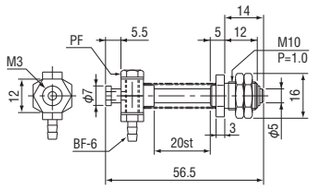	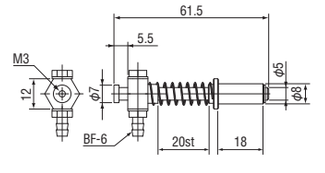	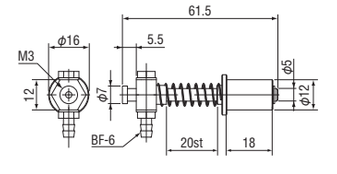
Order code No.	211035	211036	211037
TYPE	VFIL1-SS-20	VFIL2-SS-20-P8	VFIL2-SS-20-P12
Weight	15g	10g	14g
Piping/Mounting	ϕ6 ／ M10 P=1.0	ϕ6 ／ϕ8	ϕ6 ／ϕ12
Applicable cup size	ϕ4 ～ 14 ➡ 3-4,7,8 ／ TR-1062-1 ～ 4M ➡ 3-6 ／ϕ1.2 ～ 3.5 ➡ 3-12		

Eins_CATALOG_V6_03-吸着_EN.indd 22 2021/09/21 16:12:12

● The suction cup is sold separately. ● Cup fixing system: embedded

Resin Suction stem (Mini)	 NEW	 NEW Please kindly use it by pressing into the bottom when fixing.
Drawing (20st)	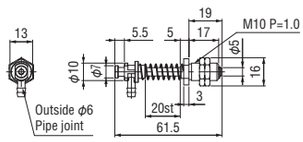	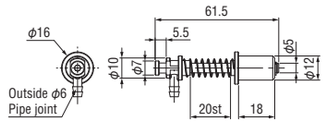
Order code No.	**211111**	**211107**
TYPE	**VFILP-SS-20**	**VFILP-SS-20-P12**
Weight	10g	6g
Piping/Mounting	ϕ6 ／ M10 P=1.0	ϕ6 ／ϕ12
Applicable cup size	ϕ4 ～ 14 ➡ 3-4,7,8 ／ TR-1062-1 ～ 4M ➡ 3-6 ／ϕ1.2 ～ 3.5 ➡ 3-12	

Suction Stems (Mini)			
Drawing (30st)	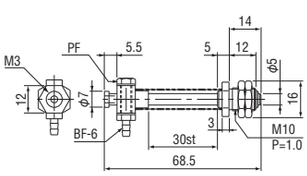	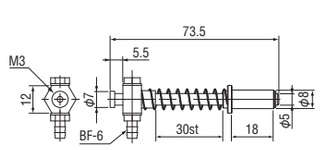	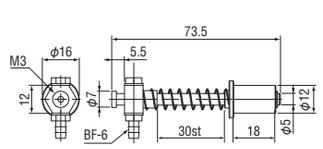
Order code No.	**211038**	**211039**	**211040**
TYPE	**VFIL1-SS-30**	**VFIL2-SS-30-P8**	**VFIL2-SS-30-P12**
Weight	17g	11g	15g
Piping/Mounting	ϕ6 ／ M10 P=1.0	ϕ6 ／ϕ8	ϕ6 ／ϕ12
Applicable cup size	ϕ4 ～ 14 ➡ 3-4,7,8 ／ TR-1062-1 ～ 4M ➡ 3-6 ／ϕ1.2 ～ 3.5 ➡ 3-12		

Resin Suction stem (Mini)	 NEW	 NEW Please kindly use it by pressing into the bottom when fixing.
Drawing (30st)	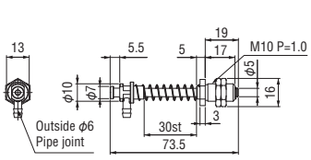	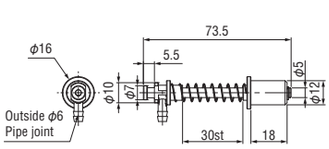
Order code No.	**211112**	**211108**
TYPE	**VFILP-SS-30**	**VFILP-SS-30-P12**
Weight	11g	7g
Piping/Mounting	ϕ6 ／ M10 P=1.0	ϕ6 ／ϕ12
Applicable cup size	ϕ4 ～ 14 ➡ 3-4,7,8 ／ TR-1062-1 ～ 4M ➡ 3-6 ／ϕ1.2 ～ 3.5 ➡ 3-12	



Taper washer (mini)

Order code No.	**371362**
TYPE	**ϕ 10 taper washer for VFIL-SS**

- Use when fixing a suction stem to the plate.
- Target: suction stem (mini), suction stem non-rotate (mini, small)

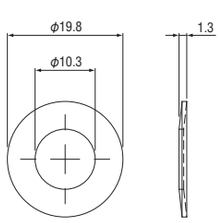

Eins_CATALOG_V6_03-吸着_EN.indd 23 2021/09/21 16:12:14

Suction Stem (Small)

Can be selected according to the type of suction cup and allows secure suction.

- The suction cup is sold separately.
- Cup fixing system: embedded
- Holder section for suction stem (small) pipe specification was changed from 16mm to 21mm.

Suction stem (small)			
Drawing (5st)	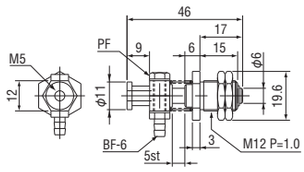	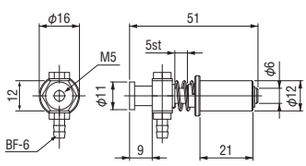	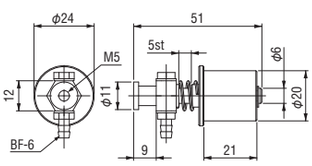
Order code No.	**210974**	**211006**	**211007**
TYPE	**VFIL-S-5A**	**VFIL1-S-5-P12**	**VFIL1-S-5-P20**
Weight	20g	15g	22g
Piping/Mounting	ϕ6 ／ M12 P=1.0	ϕ6 ／ϕ12	ϕ6 ／ϕ20
Applicable cup size	ϕ15 ～ 45 ➡ 3-4,5,6,7,8 (3-6 is selected from TR-1062-1 ～ 4) / SQN type is ϕ5 ～ 22 ➡ 3-12,14,15		

Resin Suction stem (small)	 NEW	 NEW Please kindly use it by pressing into the bottom when fixing.
Drawing (5st)	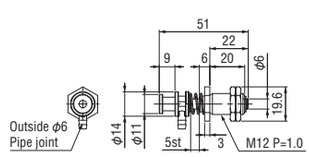	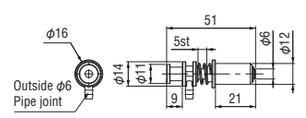
Order code No.	**211097**	**211092**
TYPE	**VFILP-S-5**	**VFILP-S-5-P12**
Weight	16g	7g
Piping/Mounting	ϕ6 ／ M12 P=1.0	ϕ6 ／ϕ12
Applicable cup size	ϕ15 ～ 45 ➡ 3-4,5,6,7,8 (3-6 is selected from TR-1062-1 ～ 4) / SQN type is ϕ5 ～ 22 ➡ 3-12,14,15	

Suction stem (small)			
Drawing (10st)	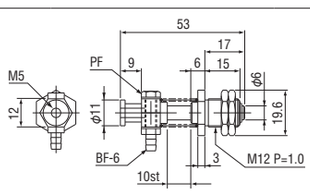	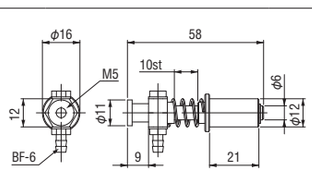	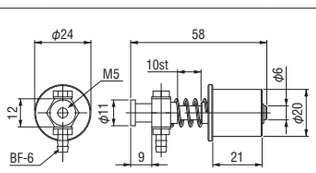
Order code No.	**210975**	**211008**	**211009**
TYPE	**VFIL-S-10A**	**VFIL1-S-10-P12**	**VFIL1-S-10-P20**
Weight	21g	16g	29g
Piping/Mounting	ϕ6 ／ M12 P=1.0	ϕ6 ／ϕ12	ϕ6 ／ϕ20
Applicable cup size	ϕ15 ～ 45 ➡ 3-4,5,6,7,8 (3-6 is selected from TR-1062-1 ～ 4) / SQN type is ϕ5 ～ 22 ➡ 3-12,14,15		

Eins_CATALOG_V6_03-吸着_EN.indd 24 2021/09/21 16:12:16

- The suction cup is sold separately.
- Cup fixing system: embedded
- Holder section for suction stem (small) pipe specification was changed from 16mm to 21mm.

Resin Suction stem (small)	 NEW	 NEW Please kindly use it by pressing into the bottom when fixing.
Drawing (10st)	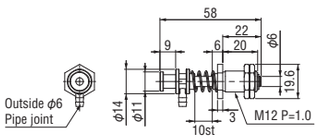	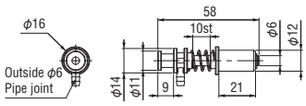
Order code No.	211098	211093
TYPE	VFILP-S-10	VFILP-S-10-P12
Weight	16g	7g
Piping/Mounting	ϕ6 ／ M12 P=1.0	ϕ6 ／ϕ12
Applicable cup size	ϕ15～45 ➡ 3-4,5,6,7,8 (3-6 is selected from TR-1062-1～4) / SQN type is ϕ5～22 ➡ 3-12,14,15	

Suction stem (small)			
Drawing (20st)	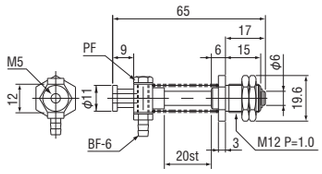	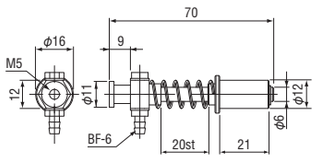	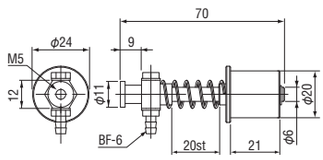
Order code No.	210976	211010	211011
TYPE	VFIL-S-20A	VFIL1-S-20-P12	VFIL1-S-20-P20
Weight	22g	18g	31g
Piping/Mounting	ϕ6 ／ M12 P=1.0	ϕ6 ／ϕ12	ϕ6 ／ϕ20
Applicable cup size	ϕ15～45 ➡ 3-4,5,6,7,8 (3-6 is selected from TR-1062-1～4) / SQN type is ϕ5～22 ➡ 3-12,14,15		

Resin Suction stem (small)	 NEW	 NEW Please kindly use it by pressing into the bottom when fixing.
Drawing (20st)	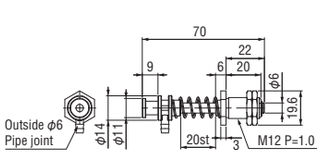	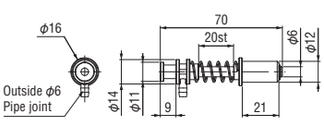
Order code No.	211099	211094
TYPE	VFILP-S-20	VFILP-S-20-P12
Weight	17g	8g
Piping/Mounting	ϕ6 ／ M12 P=1.0	ϕ6 ／ϕ12
Applicable cup size	ϕ15～45 ➡ 3-4,5,6,7,8 (3-6 is selected from TR-1062-1～4) / SQN type is ϕ5～22 ➡ 3-12,14,15	

Eins_CATALOG_V6_03-吸着_EN.indd 25 2021/09/21 16:12:18

Suction Stem (Small)

Direct connection on jungle gym series parts is possible.

- The suction cup is sold separately.
- Cup fixing system: embedded
- Holder section for suction stem (small) pipe specification was changed from 16mm to 21mm.

Suction stem (small)			
Drawing (30st)	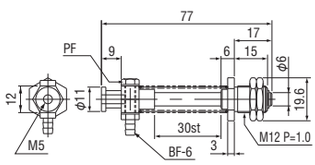	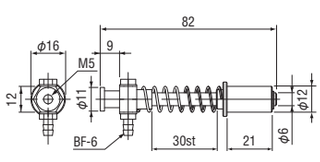	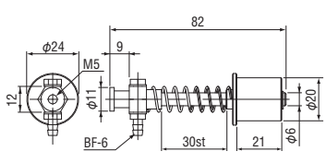
Order code No.	210977	211012	211013
TYPE	VFIL-S-30A	VFIL1-S-30-P12	VFIL1-S-30-P20
Weight	24g	19g	32g
Piping/Mounting	ϕ6 ／ M12 P=1.0	ϕ6 ／ϕ12	ϕ6 ／ϕ20
Applicable cup size	ϕ15 ～ 45 ➡ 3-4,5,6,7,8 (3-6 is selected from TR-1062-1 ～ 4) / SQN type is ϕ5 ～ 22 ➡ 3-12,14,15		

Resin Suction stem (small)	 NEW	 NEW Please kindly use it by pressing into the bottom when fixing.
Drawing (30st)	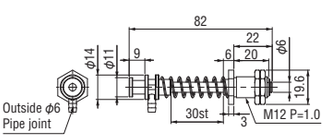	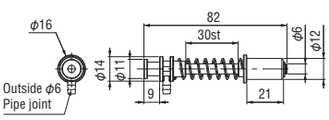
Order code No.	211100	211095
TYPE	VFILP-S-30	VFILP-S-30-P12
Weight	18g	9g
Piping/Mounting	ϕ6 ／ M12 P=1.0	ϕ6 ／ϕ12
Applicable cup size	ϕ15 ～ 45 ➡ 3-4,5,6,7,8 (3-6 is selected from TR-1062-1 ～ 4) / SQN type is ϕ5 ～ 22 ➡ 3-12,14,15	



Taper washer (small)

Order code No.	370244
TYPE	ϕ 12 taper washer for VFIL-S

- Use when fixing a suction stem to the plate.
- Target: suction stem (small)

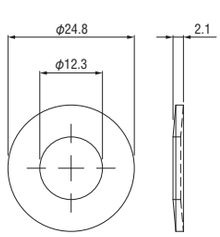

Eins_CATALOG_V6_03-吸着_EN.indd 26 2021/09/21 16:12:20

Suction Stems (Large)

Can be selected according to the type of suction cup and allows secure suction.

Direct connection on jungle gym series parts is possible.

- The suction cup is sold separately.
- Cup fixing system: embedded, screw mount
- The attach head of the suction metal fixture (large) is optionally available.

Suction stems (large)				
Drawing	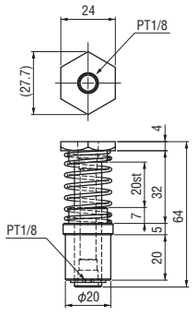	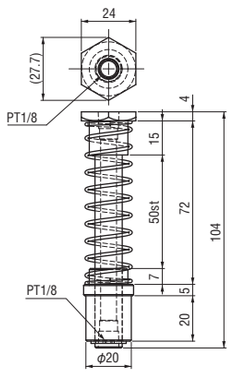	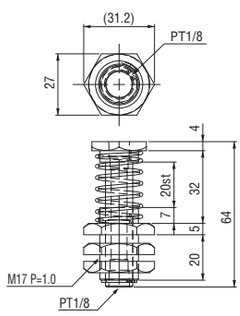	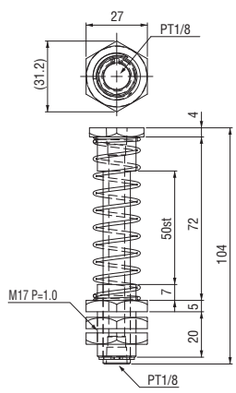
Order code No.	**210886**	**210887**	**210888**	**210889**
TYPE	**VFI-L-20-P20**	**VFI-L-50-P20**	**VFI-L-20-M17**	**VFI-L-50-M17**
Weight	45g	55g	50g	60g
Piping/Mounting	ϕ6 (RBF ➡ 6-6 and BF-6 ➡ 6-5 are necessary for piping) ／ϕ20		ϕ6 (RBF ➡ 6-6 and BF-6 ➡ 6-5 are necessary for piping) ／ M17 P=1.0	
Applicable cup size	ϕ24 ～ 118 ➡ 3-7,8,11,13,14,15,17			

Suction stems (large)	 ＊Use within 100mm stroke.
Drawing	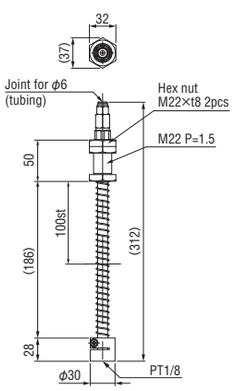
Order code No.	**210917**
TYPE	**VFI-L-100-M22**
Weight	220g
Piping/Mounting	ϕ6 ／ M22 P=1.5
Applicable cup size	ϕ24 ～ 70



Suction stem attachment head, embedded type, small

Order code No.	**230066**
TYPE	**XL0037-106**

- Weight : 5g
- Target: suction stem (large), suction stem non-rotate (1/8 series), suction stem non-rotate (large)

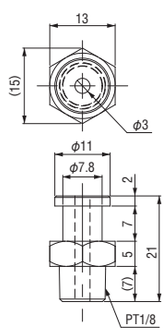



Suction stem attachment head, screw attach type

Order code No.	**230067**
TYPE	**XL0037-103**

- Weight : 10g
- Target: suction stem (large), suction stem non-rotate (1/8 series), suction stem non-rotate (large)

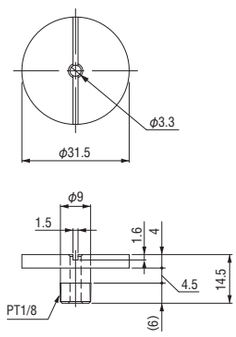

Eins_CATALOG_V6_03-吸着_EN.indd 27 2021/09/21 16:12:22

Suction stem with locking mechanism

Direct connection on jungle gym series parts is possible.

Non-rotating suction stems. These feature a long stroke, these feature a long stroke and the ability to lock the stems position.



Suction stems locking mechanism 50mm

Order code No.	110556
TYPE	L10761-200

- Weight : 200g
- Piping : ϕ6 (RBF 6-6 and BF-6 6-5 are necessary for piping)
- Mounting : ϕ20

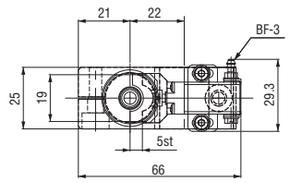

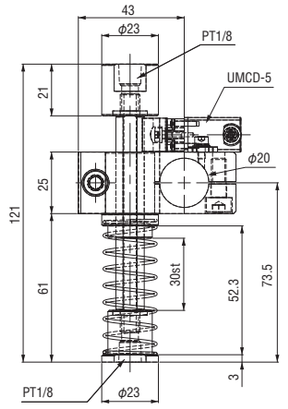



Suction stems locking mechanism 100mm

Order code No.	110565
TYPE	L10761-100

- Weight : 560g
- Piping : ϕ6 (RBF 6-6 and BF-6 6-5 are necessary for piping)
- Mounting : ϕ20

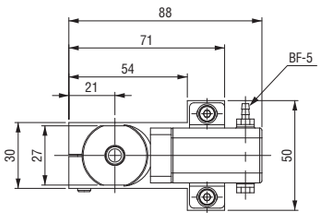

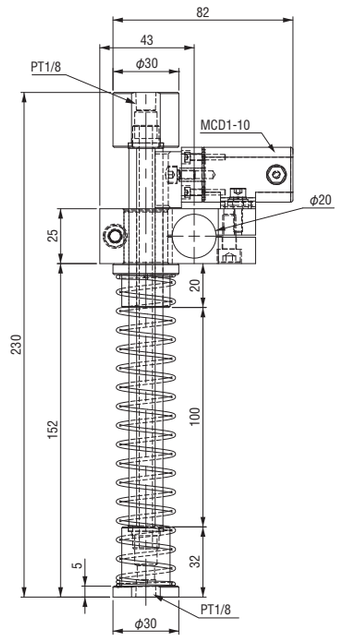

Eins_CATALOG_V6_03-吸着_EN.indd 28 2021/09/21 16:12:22

Suction Stems Non-Rotate (Micro/Mini/Small)

Exchangeable head for suction stem.

Direct connection on jungle gym series parts is possible.

- Mounting hole diameter of end section piping joint of VFILB2-SSH (mini) and SH (small) was changed from M4 to M5.
- End section piping joint of VFILB2-SSH (mini) and SH (small) was changed to BF-6.

Applicable cup size	VAPH-4 (6)M ➡ 3-4 / VAPH (F)-3C-3 ➡ 3-6 / ϕ1.2 ~ 3.5 ➡ 3-12	
Suction stems non-rotate (micro)		
Drawing	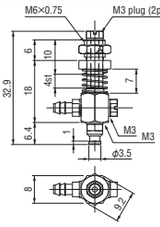	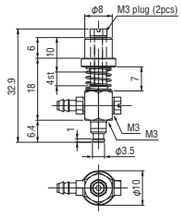
Order code No.	210823	210824
TYPE	VFILB-MSH	VFILB-MSH-P8
Weight	5g	6g
Piping/Mounting	ϕ4 / M6 P=0.75	ϕ4 / ϕ8

∗ See 3-21 for more details about suction stem accouchement head M3 micro.

Option of VFILB-SSH



Suction stem attachment head M5 mini

Order code No.	131208
TYPE	N01892-201

● Mounting screw M5 ● W/ gasket

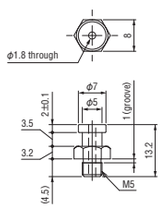

Option of VFILB-SH



Suction stem attachment head M5 small

Order code No.	131209
TYPE	N01892-301

● Mounting screw M5 ● W/ gasket

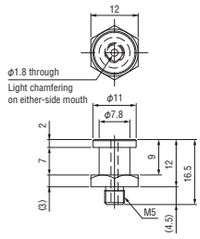

Applicable cup size	ϕ4 ~ 14 ➡ 3-4,7,8 / TR-1062-1 ~ 4M ➡ 3-6 / ϕ1.2 ~ 3.5 ➡ 3-12			
Suction stems non-rotate (mini)				
Drawing	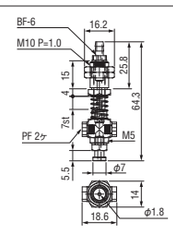	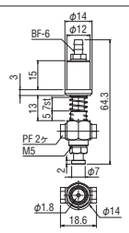	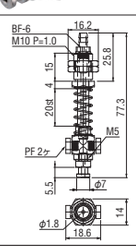	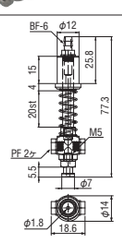
Order code No.	211041	211042	211043	211044
TYPE	VFILB2-SSH	VFILB2-SSH-P12	VFILB2-SSH-20	VFILB2-SSH-20-P12
Weight	28g	20g	31g	24g
Piping/Mounting	ϕ6 / M10 P=1.0	ϕ6 / ϕ12	ϕ6 / M10 P=1.0	ϕ6 / ϕ12

Applicable cup size	ϕ5 ~ 45 ➡ 3-4,5,6,7,8 (3-6 is selected from TR-1062-1 ~ 4) / SQN type is ϕ5 ~ 22 ➡ 3-12,14,15			
Suction stems non-rotate (small)				
Drawing	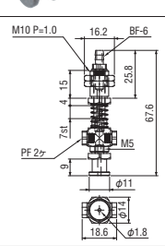	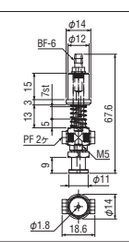	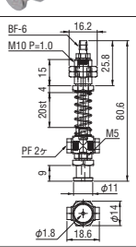	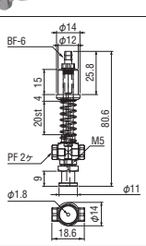
Order code No.	211045	211046	211047	211048
TYPE	VFILB2-SH	VFILB2-SH-P12	VFILB2-SH-20	VFILB2-SH-20-P12
Weight	32g	25g	35g	27g
Piping/Mounting	ϕ6 / M10 P=1.0	ϕ6 / ϕ12	ϕ6 / M10 P=1.0	ϕ6 / ϕ12

Eins_CATALOG_V6_03-吸着_EN.indd 29 2021/09/21 16:12:26

Suction Stem Non-Rotate (⅛Connection/Angle/Large)

Direct connection on jungle gym series parts is possible.

Exchangeable head for suction stem.

- Mounting hole diameter of end section piping joint of VFILB2-SH was changed from M4 to M5.
- End section piping joint of VFILB2-SH was changed to BF-6.

Suction stem non-rotate mini (1/8)				
Drawing	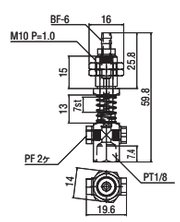	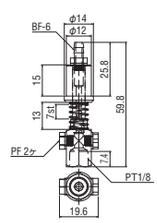	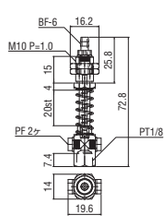	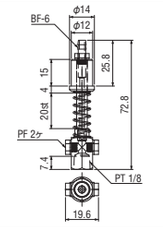
Order code No.	211049	211050	211051	211052
TYPE	VFILB2-SH 1/8	VFILB2-SH 1/8-P12	VFILB2-SH 1/8-20	VFILB2-SH 1/8-20-P12
Weight	25g	19g	27g	22g
Piping/Mounting	ϕ6 ／ M10 P=1.0	ϕ6 ／ϕ12	ϕ6 ／ M10 P=1.0	ϕ6 ／ϕ12
Applicable cup size	ϕ15 ～ 118 ➡ 3-7,8,11,13,14,15,17			

＊ Mounting bracket of suction cup is not attached. Use suction attach head･embedded type･for small 3-27.

Suction stem non-rotate (angle adjustment)				
Drawing	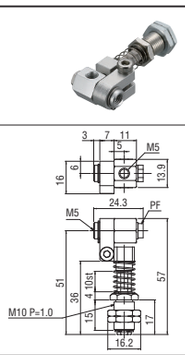	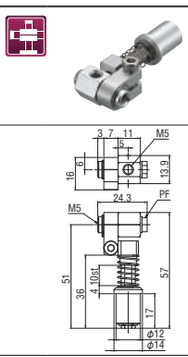	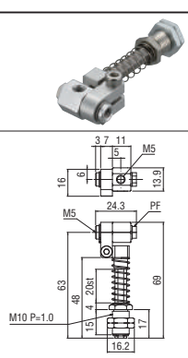	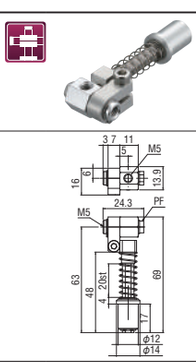
Order code No.	210991	210993	210992	210994
TYPE	VFILBR-H-10	VFILBR-H-10-P12	VFILBR-H-20	VFILBR-H-20-P12
Weight	33g	27g	36g	30g
Piping/Mounting	ϕ6 ／ M10 P=1.0	ϕ6 ／ϕ12	ϕ6 ／ M10 P=1.0	ϕ6 ／ϕ12
Applicable cup size	ϕ5 ～ 45 ➡ 3-4,5,6,7,8 (3-6 is selected from TR-1062-1 ～ 4) / SQN type is ϕ5 ～ 22 ➡ 3-12,14,15			

＊ Joint for air supply hole is not included. ＊ Mounting bracket of suction cup is not attached. Use suction attach head M5 mini/small 3-29.

Suction Stem Non-Rotate (Large)	
Drawing	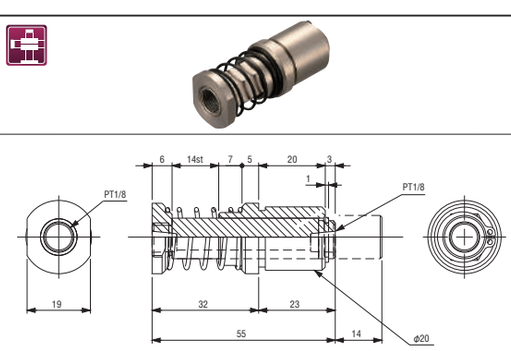
Order code No.	210788
TYPE	VFIL-H
Weight	102g
Piping/Mounting	ϕ6 (RBF ➡ 6-6 and BF-6 ➡ 6-5 are necessary for piping ／ϕ20
Applicable cup size	ϕ33 ～ 63 ➡ 3-17

＊ Joint for air supply hole is not included.
＊ Mounting bracket of suction cup is not attached. Use suction attach head･embedded type･for small 3-27.
- Since the tip is PT1/8 female screw, fixture 1/8G of special cup is supported.

Eins_CATALOG_V6_03-吸着_EN.indd 30 2021/09/21 16:12:28

Suction Stem↔Suction Cup Selection Table

Please choose the target products from pad size and suction stem.

○：can be mounted
×：It can not be installed.

	bracket / Applicable cup size	Suction stem				Suction stems non-rotate					
		Suction stem(micro) VFILB-M	Suction Stems(Mini) VFIL0-SS	Suction stem(small) VFIL-S	Suction stems(large) VFI-L	Suction stems non-rotate(micro) VFILB-MSH	Suction stems non-rotate(mini) VFILB2-SSH	Suction stems non-rotate(small) VFILB2-SH	Suction stem non-rotate mini(1/8) VFILB2-SH	Suction stem non-rotate(angle adjustment) VFILBR-H	Suction Stem Non-Rotate(Large) VFIL-H
Suction Cups	φ3mm	○	×	×	×	○	×	×	×	×	×
	φ4mm (micro)	○	×	×	×	○	×	×	×	×	×
	φ6mm (micro)	○	×	×	×	○	×	×	×	×	×
	φ4mm	×	○	×	×	×	○	×	×	Select C.	×
	φ6mm	×	○	×	×	×	○	×	×		×
	φ8mm	×	○	×	×	×	○	×	×		×
	φ10mm	×	○	×	×	×	○	×	×		×
	φ12mm	×	○	×	×	×	○	×	×		×
	φ14mm	×	○	×	×	×	○	×	×		×
	φ15mm	×	×	○	Select A.	×	×	○	Select A.	Select D.	Select A.
	φ20mm	×	×	○		×	×	○			
	φ25mm	×	×	○		×	×	○			
	φ30mm	×	×	○		×	×	○			
	φ35mm	×	×	○		×	×	○			
	φ40mm	×	×	○		×	×	○			
	φ45mm	×	×	○		×	×	○			
＊1	φ50mm	×	×	×	Select B.	×	×	×	Select B.	×	Select B.
	φ60mm	×	×	×		×	×	×		×	
	φ70mm	×	×	×		×	×	×		×	
Suction Cups Small ＊5	φ6mm	×	×	○	×	×	×	○	Select A.	Select D.	×
	φ8mm	×	×	○	×	×	×	○			×
	φ10mm	×	×	○	×	×	×	○			×
	φ12mm	×	×	○	×	×	×	○			×
Bellows type Suciton Cups ＊4	φ1.2mm	○＊2	○＊3	×	×	○＊2	×	×	×	×	×
	φ1.8mm			×	×		×	×	×	×	×
	φ2mm			×	×		×	×	×	×	×
	φ3.5mm			×	×		×	×	×	×	×
	φ5mm	×	×	○＊3	×	×	○＊2	○＊2	×	○	×
	φ5.5mm	×	×		×	×			×	○	×
	φ6mm	×	×		×	×			×	○	×
	φ6.5mm	×	×		×	×			×	○	×
	φ8mm	×	×		×	×			×	○	×
	φ9.3mm	×	×		×	×			×	○	×
	φ10mm	×	×		×	×			×	○	×
	φ11mm	×	×		×	×			×	○	×
	φ12.7mm	×	×		×	×			×	○	×
	φ13mm	×	×		×	×			×	○	×
	φ15mm	×	×		×	×			×	○	×
	φ16mm	×	×		×	×			×	○	×
	φ18.5mm	×	×		×	×			×	○	×
	φ19mm	×	×		×	×			×	○	×
	φ20mm	×	×		×	×			×	○	×
	φ22mm	×	×		×	×			×	○	×
	φ24mm	×	×	×	○	×	×	×	○	×	○
	φ24.7mm	×	×	×	○	×	×	×	○	×	○
	φ25mm	×	×	×	○	×	×	×	○	×	○
	φ30mm	×	×	×	○	×	×	×	○	×	○
	φ32.6mm	×	×	×	○	×	×	×	○	×	○
	φ33mm	×	×	×	○	×	×	×	○	×	○
	φ35mm	×	×	×	○	×	×	×	○	×	○
	φ40mm	×	×	×	○	×	×	×	○	×	○
	φ43mm	×	×	×	○	×	×	×	○	×	○
	φ43.5mm	×	×	×	○	×	×	×	○	×	○
	φ50mm	×	×	×	○	×	×	×	○	×	○
	φ52.5mm	×	×	×	○	×	×	×	○	×	○
	φ53mm	×	×	×	○	×	×	×	○	×	○
	φ60mm	×	×	×	○	×	×	×	○	×	○
	φ62.2mm	×	×	×	○	×	×	×	○	×	○
	φ63mm	×	×	×	○	×	×	×	○	×	○
	φ80mm	×	×	×	○	×	×	×	○	×	○
	φ83mm	×	×	×	○	×	×	×	○	×	○
	φ103mm	×	×	×	○	×	×	×	○	×	○
	φ118mm	×	×	×	○	×	×	×	○	×	○
Suction Cups (Oval with metal fittings) ＊4	2×4mm	○＊2	○＊3	×	×	○＊2	×	×	×	×	×
	3.5×7mm			×	×		×	×	×	×	×
	5×15mm	×	×	○＊3	×	×	○＊2	○＊2	×	○	×
	6×18mm	×	×		×	×			×	○	×
	8×24mm	×	×	×	○	×	×	×	○	×	○
	10×30mm	×	×	×	○	×	×	×	○	×	○
	15×45mm	×	×	×	○	×	×	×	○	×	○

Attachment head to use			
A	B	C	D
Suction stem attachment head, embedded type, small	Suction stem attachment head, screw attach type	Suction stem attachment head M5 mini	Suction stem attachment head M5 small
PT1/8 mounting hole ⬇ Small	PT1/8 Suction Cup (φ 50mm～) mounting attach head	M5 mounting hole ⬇ mini	M5 mounting hole ⬇ Small

＊1 the photograph shows the silicon suction pad, it will applies for different materials (urethane, fluorine and nitrile).
＊2 Please remove the front suction stem attach head, before use it.
＊3 Please install it to the front screw hole before use it.
＊4 The photograph shows the silicon suction pad, it is applies for different materials (mark less rubber).
＊5 Use the small suction stem applicable type of the suction pad (TR / TRN).

Eins_CATALOG_V6_03-吸着_EN.indd 31 2021/09/21 16:12:31

Suction Stems Fixed / for Mini Cylinder

Attach pad to the end before use.

● Suction cup and joint are optionally available.

▶ Use by mounting a Bellows cup.



Suction stem fixed mini

Order code No.	210699
TYPE	VFILK-SS-M10

- Weight : 6g
- Applicable cup size : ϕ4 ~ 14
- Cup fixing system: embedded
- Suction stem nut (3-33) is not attached.

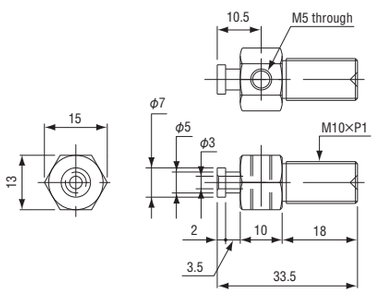



Suction stem fixed for small

Order code No.	210698
TYPE	VFILK-S-M12

- Weight : 9g
- Applicable cup size : ϕ15 ~ 45
- Cup fixing system: embedded
- Suction stem nut (3-33) is not attached.

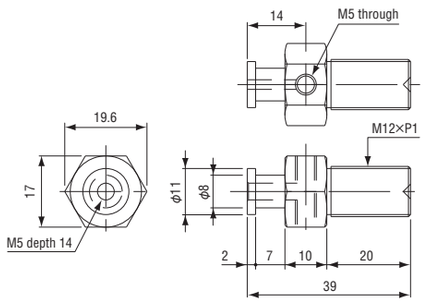

▶ Used when suction cup is attached to the end of mini cylinder.



Suction stem mini for micro mini cylinder

Order code No.	230058
TYPE	XL0010-105

- Weight : 1g

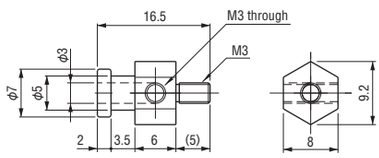



Suction stem mini for mini cylinder

Order code No.	020844
TYPE	CP-064

- Weight : 7g

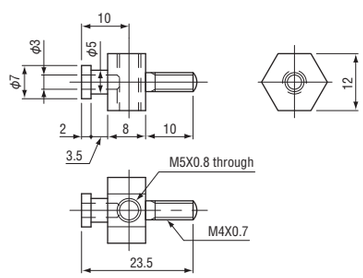



Suction stem small for micro mini cylinder

Order code No.	023128
TYPE	CP-063A

- Weight : 10g
- Mounting screw section M3

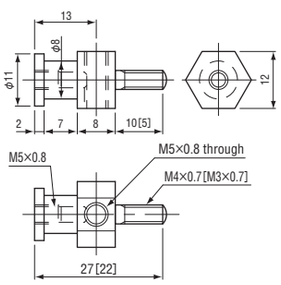

∗[ ] indicates CP-063A.



Suction stem small for mini cylinder

Order code No.	023195
TYPE	CP-063B

- Weight : 11g
- Mounting screw section M4



∗ Picture shows CP-063B assembled with MCD-10 and VAPH-20C-1.

Eins_CATALOG_V6_03-吸着_EN.indd 32 2021/09/21 16:12:32

Adjuster

Height of suction stem can be adjusted.

▶ Extension between suction cup and stem is possible.



Suction stem bracket micro

Order code No.	230072
TYPE	XL0061-100

● Weight : 2g

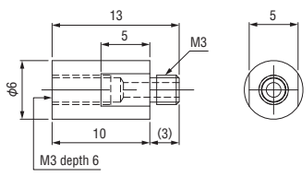



Suction stem bracket mini

Order code No.	230114
TYPE	XL0061-200

● Weight : 3g

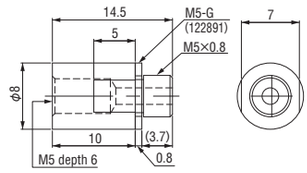



Suction stem bracket • mini (For Suction stem 5st)

	20L	40L
Order code No.	022544	022545
TYPE	CP-023AL (20L)	CP-024AL (40L)

● Weight : 17g (20L) 21g (40L)
● Targetsuction stem : VFIL1-SS-5
● Suction stem nut is not attached.

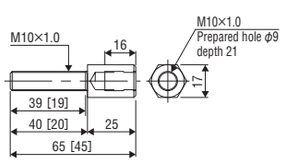

＊ Size in[ ] shows size of 20L.



Suction stem bracket • mini (For Suction stem 5/10/20st)

	20L	40L
Order code No.	023338	023339
TYPE	CP-AJM20	CP-AJM40

● Weight : 24g (20L) 28g (40L)
● Targetsuction stem : VFIL1-SS-5/10/20
● Suction stem nut is not attached.

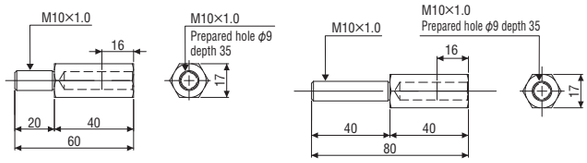



Suction stem nut • mini (trivalent white)

Order code No.	120482
TYPE	VFIL-M10 (10*14*3 P1.0)

● Weight : 2g ● Screw diameter : M10

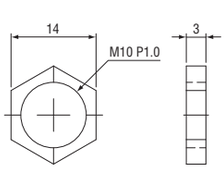





Suction stem bracket • small (For Suction stem 5st)

	20L	40L
Order code No.	022542	022543
TYPE	CP-021AL (20L)	CP-022AL (40L)

● Weight : 17g (20L) 23g (40L)
● Targetsuction stem : VFIL-S-5
● Suction stem nut is not attached.

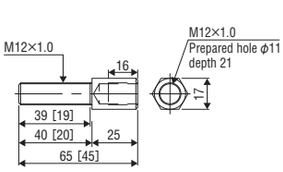

＊ Size in[ ] shows size of 20L.



Suction stem bracket • small (For Suction stem 5/10/20st)

	20L	40L
Order code No.	023340	023341
TYPE	CP-AJS20	CP-AJS40

● Weight : 25g (20L) 31g (40L)
● Targetsuction stem : VFIL1-S-5/10/20
● Suction stem nut is not attached.

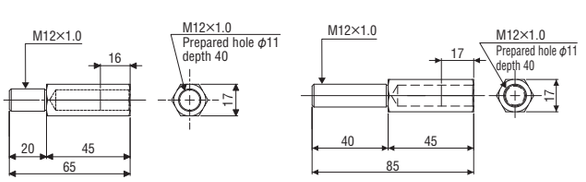



Suction stem nut • small (trivalent white)

Order code No.	120483
TYPE	VFIL-M12 (12*17*3 P1.0)

● Weight : 3g ● Screw diameter : M12

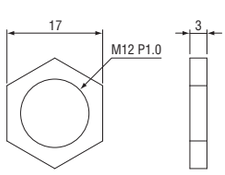

Eins_CATALOG_V6_03-吸着_EN.indd 33 2021/09/21 16:12:34

Suction Stem Angle Brackets

The angle can be adjusted according to the shape of workpiece.



Suction stem angle bracket (upper)

Order code No.	370698
TYPE	CP-019

- Weight : 48g
- Fixing bolt M5x15 is available separately.
- Assembly of parts is not available in delivery for an order.

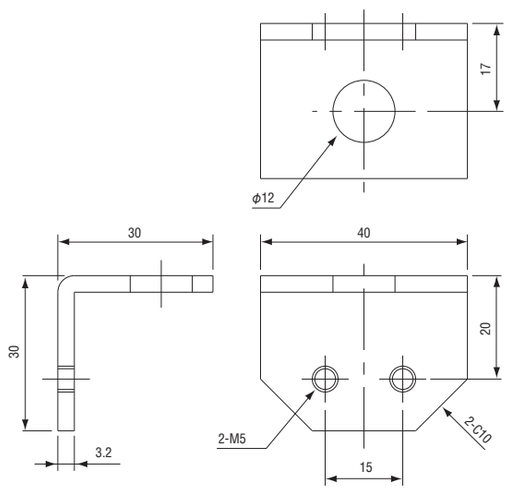

Example of use



- Photo shows right-hand mount type (CP-019R).



Suction stem angle bracket (L-lower)

Order code No.	370789
TYPE	CP-019L

- Weight : 54g
- Fixing bolt M5x15 is available separately.
- Assembly of parts is not available in delivery for an order.

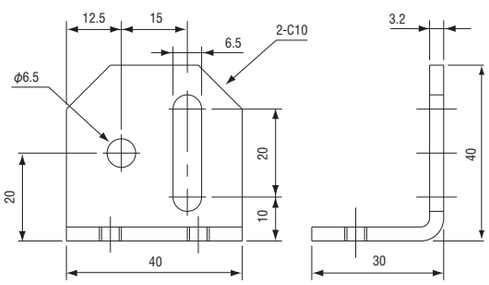

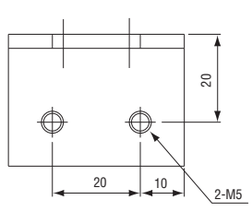



Suction stem angle bracket (R-lower)

Order code No.	370790
TYPE	CP-019R

- Weight : 54g
- Fixing bolt M5x15 is available separately.
- Assembly of parts is not available in delivery for an order.

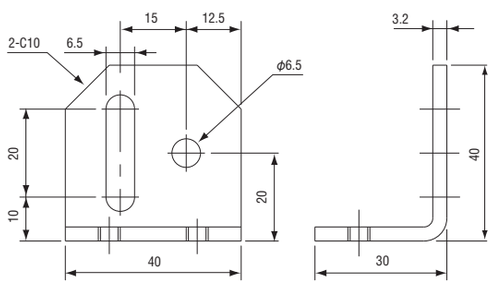

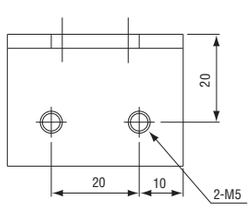

Eins_CATALOG_V6_03-吸着_EN.indd 34 2021/09/21 16:12:34

MEMO

Eins_CATALOG_V6_03-吸着_EN.indd 35 2021/09/21 16:12:34

Pad in Pad

Do you have some problems with work piece with holes (food container, cap and inner stopper for cosmetic container, and small gear) which falls automatically? Pad in Pad can be used for molded parts with holes in them.

Example of combination



VAPH-30-3 Example of use



EPLG-50-SS

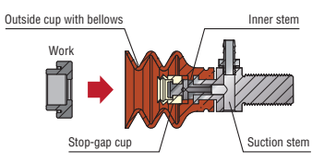

Composed of outside Bellows cap, suction metal fixture, tamping cap, and middle hardware. The flat face of a work is adsorbed with the outside Bellows cap. And holes are stopped up with the tamping cap.

Stem spacer

Stem spacer		NEW 
Drawing	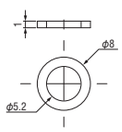	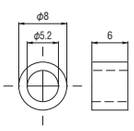
Order code No.	210913	187128
TYPE	VFILK-P-S	SP-S5-6
Weight	0.3g	2.0g
Applicable stem	–	

Inner Stem

Inner stem	 For mini	 For micro	NEW 	NEW 	NEW 	NEW 
Drawing	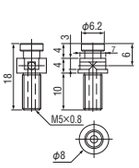	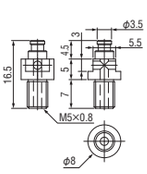	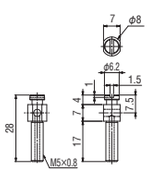	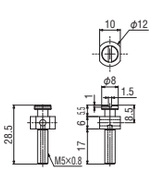	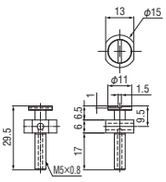	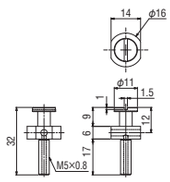
Order code No.	210911	210912	211118	211119	211120	211121
TYPE	VFILK-PS-M5	VFILK-PSS-M5	VFILK-PIA-M5	VFILK-PIB-M5	VFILK-PIC-M5	VFILK-PID-M5
Weight	1.5g	1.0g	1.0g	2.0g	4.0g	5.0g
Applicable inner pad	EPJG-(6,8,10,15)-S	Reinforced silicone (brown)	EPJG-(6,8)-S	EPJG-(10,15)-S	EPJG-(20,25)-S	EPJG-30-S
Applicable stem	Suction stem small (also for some suction stem mini products)		VFILA-(B,C,D)-1/8		VFILA-(C,D)-1/8	VFILA-D-1/8

＊ when ordering the inner stem, please purchase with gasket (122891). ➡ 6-8

Outside Stem

Outside stem	NEW 	NEW 	NEW 
Drawing	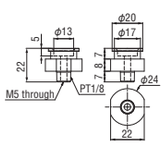	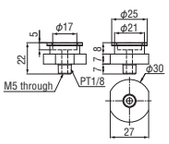	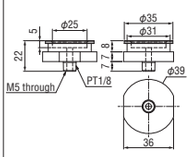
Order code No.	211115	211116	211117
TYPE	VFILA-PHB-1/8	VFILA-PHC-1/8	VFILA-PHD-1/8
Weight	13.0g	18.0g	34.0g
Applicable inner pad	EPLG-30-S5、EPLG-40L	EPLG-40-S5	EPLG-50-S5
Applicable stem	Suction stem large,non-rotate (1/8 large)		

The combination of pad in pad, please refer to the selection table 3-38.

Eins_CATALOG_V6_03-吸着_EN.indd 36 2021/09/21 16:12:37

Pad in Pad



You can see moving images of products by using QR code reader of your smartphone.

Inner Cup

Applicable cup size	Reinforced silicone (brown) ϕ3mm	ϕ4mm	ϕ6mm	Silicone (transparent white) ϕ6mm	ϕ8mm
Inner cup		 ∗ Micro	 ∗ Micro		
Drawing ∗ The value in ( ) indicates the dimension with suction.	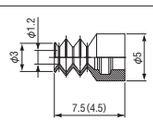	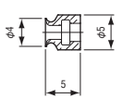	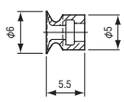	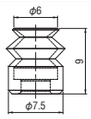	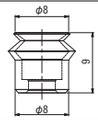
Order code No.	210897	210789	210790	042038	042039
TYPE	VAPH-3C-3	VAPH-4M	VAPH-6M	EPJG-6-S	EPJG-8-S
Weight	1.0g	0.2g	0.3g	0.15g	0.25g
Applicable stem	Micro, VFILK-PSS-M5			Mini, VFILK-PS-M5、VFILK-PIA-M5	

Applicable cup size	Silicone (transparent white) ϕ10mm	ϕ15mm	ϕ20mm	ϕ25mm	ϕ30mm
Inner cup			NEW	NEW 	NEW 
Drawing	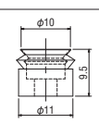	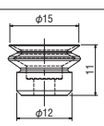	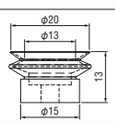	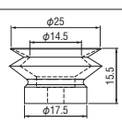	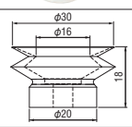
Order code No.	042040	042041	042068	042069	042070
TYPE	EPJG-10-S	EPJG-15-S	EPJG-20-S	EPJG-25-S	EPJG-30-S
Weight	0.45g	1.0g	1.6g	2.7g	5.0g
Applicable stem	Mini, VFILK-PS-M5、VFILK-PIB-M5		VFILK-PIC-M5		VFILK-PID-M5

Outside Cup

Applicable cup size	Reinforced silicone (brown) ϕ15mm	ϕ20mm	ϕ30mm	ϕ40mm	Silicone (transparent white) ϕ30mm	ϕ40mm	ϕ50mm
Outside cup					NEW 	NEW 	NEW 
Drawing ∗ The value in ( ) indicates the dimension with suction.	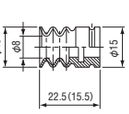	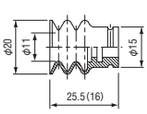	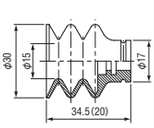	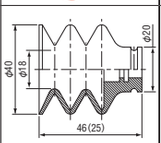	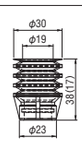	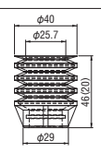	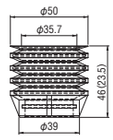
Order code No.	210697	210661	210662	210663	042071	042072	042073
TYPE	VAPH-15C-3	VAPH-20C-3	VAPH-30C-3	VAPH-40C-3	EPLG-30-S5	EPLG-40-S5	EPLG-50-S5
Weight	2.7g	2.9g	7.0g	18.4g	6.9g	15.7g	20.8g
Applicable inner pad	VAPH-4M/6M、VAPH-3C-3	EPJG-6-S/8-S	EPJG-6-S～EPJG10-S	EPJG-6-S～EPJG15-S	EPJG-(8,10)-S	EPJG-(8,15,20)-S	EPJG-(8～30)-S
Applicable stem	Small, VFIL-S, or VFILB-SH ➡ 3-24,25,26,29				VFILA-PHB-1/8	VFILA-PHC-1/8	VFILA-PHD-1/8

Pad in Pad test kit

Please try out Pad in Pad with our test kit!!



Pad in Pad test kit (1)

Order code No.	196688
TYPE	TEST KIT VERSION (1)

Contents

Page	Product name	Order code No.	TYPE	Qty	Applicable cup size
Outside cup with bellows	① Bellow Suction Cup (silicon, brown)	210697	VAPH-15C-3	1	⑦⑧
	② Bellow Suction Cup (silicon, brown)	210661	VAPH-20C-3	1	⑦⑧⑩⑪
	③ Bellow Suction Cup (silicon, brown)	210662	VAPH-30C-3	1	⑦⑧⑩⑪⑫
	④ Bellow Suction Cup (silicon, brown)	210663	VAPH-40C-3	1	⑦～⑫
	⑤ Bellow Suction Cup w/ sponge (silicon, brown)	210914	VAPH-20C-10-3-SP	1	⑦⑧⑩⑪
	⑥ Bellow Suction Cup w/ sponge (silicon, brown)	210915	VAPH-30C-15-3-SP	1	⑦⑧⑩⑪⑫
Stop-gap cup	⑦ Bellow Suction Cup (silicon, brown)	210897	VAPH-3C-3	1	①～⑥
	⑧ Suction Cups (standard/micro/brown)	210790	VAPH-6M (silicon)	1	①～⑥
	⑨ Suction Cups (standard/silicon/brown)	210616	VAPH-14C	1	④
	⑩ Suction Cup・Silicon	042038	EPJG-6-S	1	②～⑥
	⑪ Suction Cup・Silicon	042039	EPJG-8-S	1	②～⑥
	⑫ Suction Cup・Silicon	042040	EPJG-10-S	1	③④⑥
Inner stem	⑬ Pad-in inner stem for micro	210912	VFILK-PSS-M5	1	—
	⑭ Pad-in inner stem for mini	210911	VFILK-PS-M5	1	—
	⑮ Pad-in inner stem (spacer)	210913	VFILK-P-S	5	—
Suction stem	⑯ Suction stem for small	211006	VFIL1-S-5-P12	1	—
	⑰ Suction stem fixed for small	210698	VFILK-S-M12	1	—

Eins_CATALOG_V6_03-吸着_EN.indd 37 2021/09/21 16:12:40

Pad in Pad selection List

Through the combination of parts selection, make it possible to take out even the parts with hole.

Applied Parts Sample View

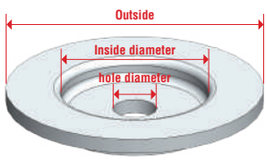

Suction state image View

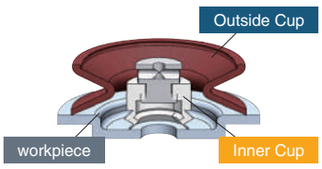

Sample Assembly



VAPH-30-3 Example of use



EPLG-50-SS Example of use

				Outside cup						
			Order code No.	210697	210661	210662	210663	042071	042072	042073
			TYPE	VAPH-15C-3	VAPH-20C-3	VAPH-30C-3	VAPH-40C-3	EPLG-30-S5	EPLG-40-S5	EPLG-50-S5
			Applicable cup size	ϕ15	ϕ20	ϕ30	ϕ40	ϕ30	ϕ40	ϕ50
			Pad inner diameter	ϕ8	ϕ11	ϕ15	ϕ18	ϕ19	ϕ25.7	ϕ35.7
Inner cup	Order code No.	TYPE	Applicable cup size	Product outer diameter / Product hole diameter	ϕ12 or larger	ϕ15 or larger	ϕ19 or larger	ϕ22 or larger	ϕ21 or larger	ϕ26 or larger	ϕ37 or larger
	210897	VAPH-3C-3	ϕ3	ϕ0.1 ～ϕ1	A / 1.2.3 / 4.0mm	A / 1.2.3 / 3.5mm	A / 1.2.3 / −0.5mm	A / 1.2.3 / −5.5mm			
	210789	VAPH-4M	ϕ4	ϕ0.1 ～ϕ1.5		A / 1.2.3 / 4.0mm	A / 1.2.3 / ±0mm	A / 1.2.3 / −4.0mm			
	210790	VAPH-6M	ϕ6	ϕ0.1 ～ϕ3		A / 1.2.3 / 4.5mm	A / 1.2.3 / 0.5mm	A / 1.2.3 / −4.5mm			
	042038	EPJG-6-S	ϕ6	ϕ0.1 ～ϕ3		B / 1.2.3 / 2.8mm	B / 1.2.3 / −1.2mm	B / 1.2.3 / −6.2mm			
	042039	EPJG-8-S	ϕ8	ϕ0.1 ～ϕ4			B.C / 1.2.3 / −1.3mm	B.C / 1.2.3 / −6.3mm	B.C / G / 4.5.6 / −4.1mm	B.C / H / 4.5.6 / −5.8mm	B.C / I / 4.5.6 / −6.8mm
	042040	EPJG-10-S	ϕ10	ϕ0.1 ～ϕ6			B.D / 1.2.3 / −0.3mm	B.D / 1.2.3 / −5.3mm	B.D / G / 4.5.6 / −4.1mm	B.D / H / 4.5.6 / −5.8mm	B.D / I / 4.5.6 / −6.8mm
	042041	EPJG-15-S	ϕ15	ϕ0.1 ～ϕ10						D / H / 4.5.6 / −5.2mm	D / I / 4.5.6 / −6.2mm
	042068	EPJG-20-S	ϕ20	ϕ0.1 ～ϕ16						E / H / 4.5.6 / −4.2mm	E / I / 4.5.6 / −5.2mm
	042069	EPJG-25-S	ϕ25	ϕ0.1 ～ϕ20							E / I / 4.5.6 / −4.1mm
	042070	EPJG-30-S	ϕ30	ϕ0.1 ～ϕ24							F / I / 4.5.6 / −0.8mm

A table view

Inner stem
Outside cup
Suction stem
Height difference

＊ Please use this setting table as a reference example of the combination.

about Order code No.

Inner stem		
code	Order code No.	TYPE
A	210912	VFILK-PSS-M5
B	210911	VFILK-PS-M5
C	211118	VFILK-PIA-M5
D	211119	VFILK-PIB-M5
E	211120	VFILK-PIC-M5
F	211121	VFILK-PID-M5

Outside cup		
code	Order code No.	TYPE
G	211115	VFILA-PHB-1/8
H	211116	VFILA-PHC-1/8
I	211117	VFILA-PHD-1/8

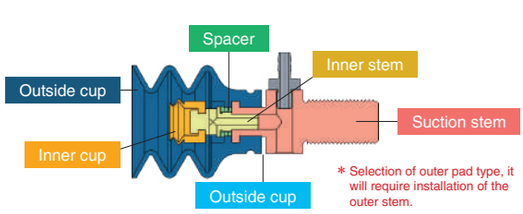

＊ Selection of outer pad type, it will require installation of the outer stem.

Suction stem		
code	Order code No.	TYPE
1		VFIL-S series
2		VFILB-2-SSH series
3		VFILB-SH series
4		VFI-L series
5		VFILB2-SH1/8 series
6	210788	VFIL-H

Stem spacer		
code	Order code No.	TYPE
210913	1mm	VFILK-P-S
187128	6mm	SP-S5-6

The height difference between outer pad and inner pad during suction ON.

＋: The inner pad suction surface exceeds the outer pad suction surface.
－: The inner pad suction surface does not exceed the outer pad suction surface.
＊ It can not be adjusted from + value to –value. Therefore, combinations with a large + value can only be used for concave products.

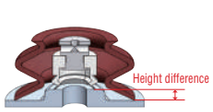

Eins_CATALOG_V6_03-吸着_EN.indd 38 2021/09/21 16:12:41

Pad in Pad



You can see moving images of products by using QR code reader of your smartphone.

Selection method

e.g.1 Products with through hole　Outside : ϕ 25　Hole diameter : ϕ 4　Height difference : 0mm

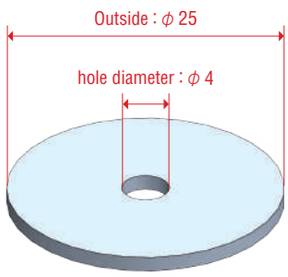

❶ Inner cup

The hole diameter of the product is ϕ 4, so please select the pad that its hole diameter is more than ϕ 4.

❷ Outside cup

Since the outside diameter of the product is ϕ25, select a pad with an applicable-to-product outside diameter of ϕ25 or less.

❸ Spacer

Choose the pad that the value of the green frame in the form is minus from the selected pad, and please add the spacer to make sure the difference of height turn to ±0 when in suction.

* The tolerance of air leak: ± 0.5 mm height difference.
* If you have more options, please snarrowdown the selection of parts as meet to the conditions of pirce and/ or size of components.

e.g.2 Concave product　Outside : ϕ 25　Inside diameter : ϕ 18　Hole diameter : ϕ 4　Height difference : 2mm

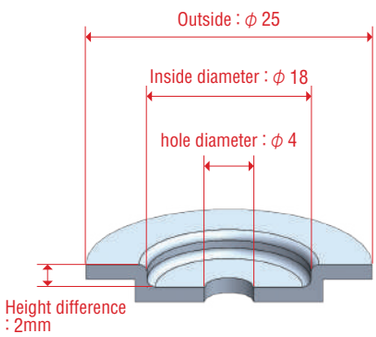

❶ Inner cup

The hole diameter of the product is ϕ 4, so please select the pad that its hole diameter is more than ϕ 4.

❷ Outside cup

Since the outside diameter of the product is ϕ25 and the inside diameter of the product is ϕ18, select a pad with an applicable-to-product outside diameter of ϕ25 or less and the outside diameter is ϕ18 or more.

❸ Spacer

Add a spacer so that the numerical value in the green box in the pad selection box can be +2mm in length.

* Note with care that if the adjusted length is less than 2mm, air leak will occur.
* The tolerance of air leak: ± 0.5 mm height difference.
* If you have more options, please snarrowdown the selection of parts as meet to the conditions of pirce and/ or size of components.

Introduction of production examples

Example Ⅰ



Molded product cap

Main components		
	Outside cup with Bellows	VAPH-20C-3
	Stop-gap cup	TPJG-8-S
	Suction stem	VFIL-S-5A
	Inner stem	VFILK-PS-M5

Example Ⅱ



Outside cup with bellows

Main components		
	Outside cup with Bellows	VAPH-20C-3
	Stop-gap cup	TPJG-8-S
	Suction stem	VFIL-S-5A
	Inner stem	VFILK-PS-M5

Example Ⅲ



Molded product caster

Main components		
	Outside cup with Bellows	EPLG-30-S5
	Stop-gap cup	EPJG-10-S
	Suction stem	VFILA-PHB-1/8
	Inner stem	VFILK-PIB-M5

Eins_CATALOG_V6_03-吸着_EN.indd　39　2021/09/21　16:12:42

Air Ejector/Filter/Check Valve

Plastic Ejector



Lightweight and high-performance low-price ejector.

3-41

Small Air Filters



The product prevents water, oil, steel powder, and so on sucked from thevacuum side from entering the ejector.

3-43

Air Ejectors



Small, lightweight, and long life.

3-42

Small Check Valve for Suction Cup



Small check valves. Please attach the pad before use.

3-44

■Specification

Product name		Order code No.	TYPE	Weight (g)	Page of details
Plastic ejector	Plastic ejector nozzle 1.0mm	183988	SSBP-10-S2-SDA	22	3-41
	Plastic ejector nozzle 1.5mm	183989	SSBP-15-S2-SDA		
	Plastic ejector nozzle 2.0mm	183991	SSBP-20-S3-SDA	50	
Plastic ejector clip mount base		183990	SBEF-PL-110＊45	–	
Air ejectors		042034	ECV-10HS	80	3-42
Air ejector w/ switch		042035	ECV-10HSCK	120	
Small air filters		042036	EVFL-44	20	3-43
		042037	EVFL-66		
Small check valve for Suction Cup		184150	SSVK-M5	3	3-44
		184151	SSVK-G1/8	11	

Eins_CATALOG_V6_03-吸着_EN.indd 40 2021/09/21 16:12:43

Plastic Ejector Nozzle

Lightweight and high-performance low-price ejector.



Plastic ejector nozzle 1.0mm

Order code No.	183988
TYPE	SSBP-10-S2-SDA

- Weight : 22g
- Recommended inner diameter of compressed air supply hose: 4mm (2m length)
- Recommended inner diameter of vacuum hose: 6mm (2 m length)

Plastic ejector nozzle 1.5mm

Order code No.	183989
TYPE	SSBP-15-S2-SDA

- Weight : 22g
- Recommended inner diameter of compressed air supply hose: 4mm (2m length)
- Recommended inner diameter of vacuum hose: 6mm (2 m length)

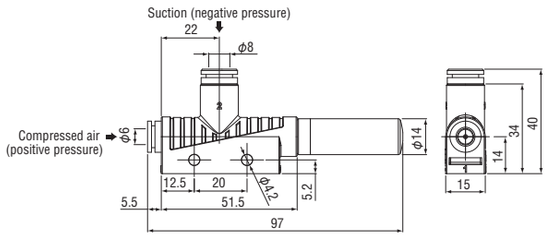



Plastic ejector nozzle 2.0mm

Order code No.	183991
TYPE	SSBP-20-S3-SDA

- Weight : 50g
- Recommended inner diameter of compressed air supply hose: 6mm (2m length)
- Recommended inner diameter of vacuum hose: 7mm (2 m length)

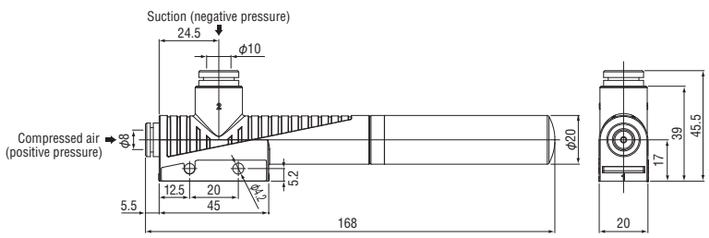



Plastic ejector clip mount base

Order code No.	183990
TYPE	SBEF-PL-110 * 45

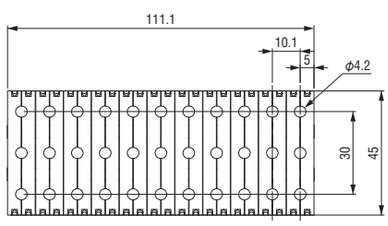

Example of use



■ Specification

Product name	TYPE	Nozzle diameter (mm)	Max. vacuum pressure (kPa)	Quantity of suction (L/min)	Working pressure (MPa)	Air consumption (L/min) *	Noise level (db(A))	
							W/o suction	W/ suction
Plastic ejector	SSBP-10-S2-SDA	ϕ1.0	-85	37.7	0.45	48	65	59
	SSBP-15-S2-SDA	ϕ1.5	-85	71.0	0.45	105	72	65
	SSBP-20-S3-SDA	ϕ2.0	-85	127.0	0.45	197	77	68

* When working pressure is 0.45 MPa.

Eins_CATALOG_V6_03-吸着_EN.indd 41 2021/09/21 16:12:44

Air Ejectors

Small, lightweight, and long life.



Order code No.	042034
TYPE	ECV-10HS

● Weight : 78g

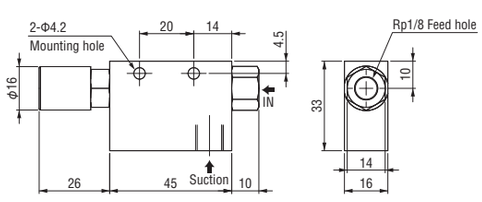

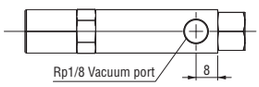

▶ With vacuum switch



Order code No.	042035
TYPE	ECV-10HSCK

● Weight : 120g

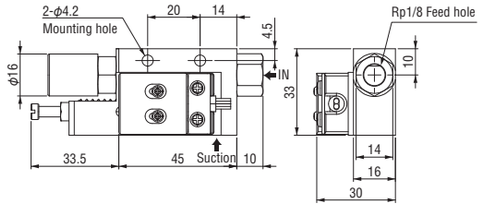

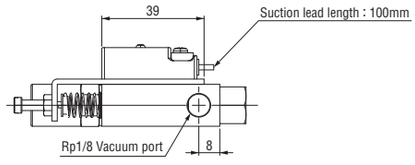

■Specification

Product name	TYPE	Nozzle diameter (mm)	Quantity of suction (L/min)	Vacuum pressure (kPa)	Air consumption (L/min)	Supply air (MPa)
Air ejectors	ECV-10HS	φ1.0	27 〈ANR〉	-92	44 〈ANR〉	0.5
	ECV-10HSCK					

Eins_CATALOG_V6_03-吸着_EN.indd 42 2021/09/21 16:12:45

Small Air Filters

The product prevents water, oil, steel powder, and so on sucked from thevacuum side from entering the ejector.



Order code No.	042036
TYPE	EVFL-44

● Weight : 20g ● Directional

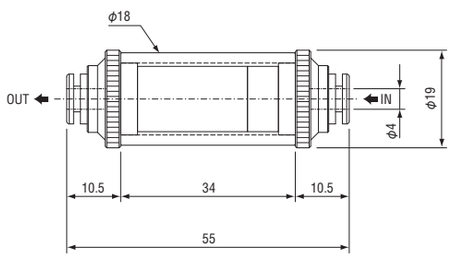



Order code No.	042037
TYPE	EVFL-66

● Weight : 20g ● Directional

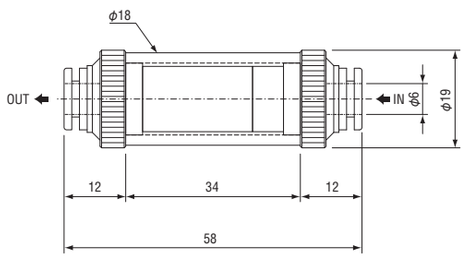

■ Specification

Product name	TYPE	Tube size (mm)	Pressure resistance (MPa)	Pressure (kPa)	Nominal filtration rating (μm)
Small air filters	EVFL-44	ϕ4	0.5	-95.9～0	15
	EVFL-66	ϕ6			

＊ Vacuum filter

Eins_CATALOG_V6_03-吸着_EN.indd 43 2021/09/21 16:12:45

Small Check Valve for Suction Cup



Small check valves. Please attach the pad before use.

- Remove the head of suction stem before installation.
- Used to attach to the position between suction stem head and main body to use the bracket for VFILB.

Use of check valves eliminates the need for repositioning vacuum cups when lifting workpieces of different sizes simultaneously.
The check valve cuts off the airflow to the vacuum cup when there is no contact between the cup and the workpiece.



Order code No.	184150
TYPE	SSVK-M5

- Weight : 3g



Order code No.	184151
TYPE	SSVK-G1/8

- Weight : 11g

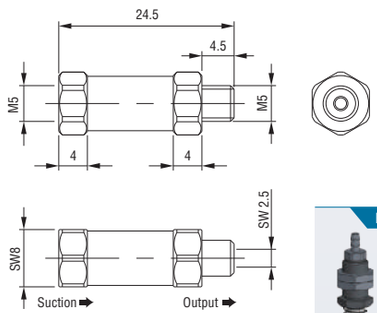



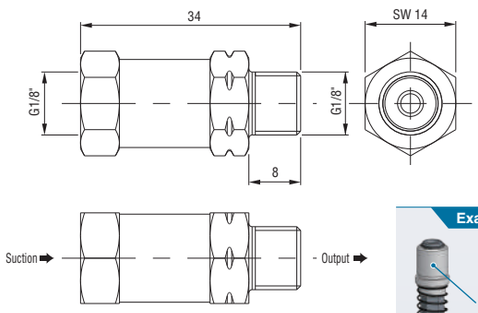



Operation of check valve



The condition in which a vacuum cup is pressed against the work surface without permeability.
The ball in the valve is in the open position under vacuum.



When the work does not cover a vacuum pad completely or a pad is separated during handling.
A ball is pushed up in the direction of the sheet with airflow. And vacuum pressure in the system is maintained.



The condition in which the workpiece is released.The cross-sectional area of the valve is widened when the ball is pushed back. Much air is discharged. And the workpiece is released reliably and quickly.

〈Reference value〉

Suction cup	VAPH-15C
Check Valve	SSVK-M5
supply pressure	0.5MPa

(Unit : kPa)

Quantity of suctions / No. of uses	0 position	1 position	2 position	3 position	4 position
Check valve: 0	-20.5	-20.5	-20.5	-20.5	-66.5
Check valve: 1	-21.0	-21.0	-21.0	-61.0	-65.4
Check valve: 2	-22.0	-22.0	-55.2	-61.9	-65.3
Check valve: 3	-25.0	-47.6	-54.1	-59.2	-64.4

*Above list: with maximum degree of vacuum of -66.5 kPa.

Eins_CATALOG_V6_03-吸着_EN.indd 44 2021/09/21 16:12:47

MEMO

Eins_CATALOG_V6_03-吸着_EN.indd 45 2021/09/21 16:12:47

Ultra Small Part Take Out

Please submit technical information beforehand for our effective design/manufacturing.

- Small molding machine It is effective for taking out ultra-small molded products of 20 tons or less.
- Compact and high-function multi ejector is used.
- Cylindrical multi ejector can be attached to jungle gym SUS pipe.
- Fine sensor unit best suited to check the micro workpieces.

Example of ultra-small molded product take-out chuck

∗Total weight : 900g

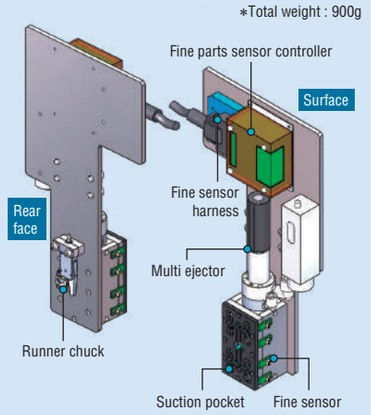

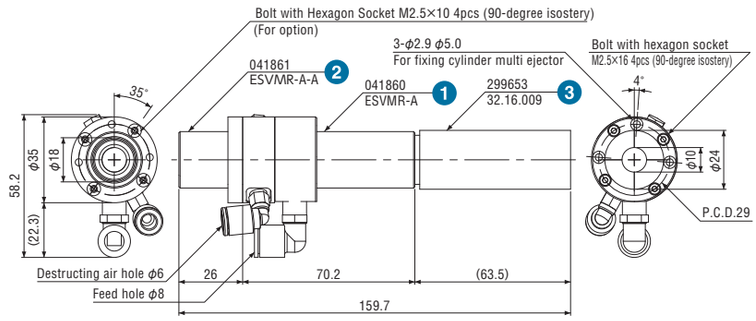

1



Multi ejector

Order code No.	041860
TYPE	ESVMR-A

- Weight : 104g
- Air consumption : 280 [L/min]
- Suction flow rate : 700 [L/min]
- Noise : 91.2 [dB]
- Attachments: sealing ring packing

2



Option parts A

Order code No.	041861
TYPE	ESVMR-A-A

- Weight : 19g
- Attachments: mounting bolt (M2.5 x 10) x 4

3



Silencer

Order code No.	299653
TYPE	32.16.009

- Weight : 13g
- Silence, Amount of suction fluid flow: 400 [L/min]



In-line cylinder multi ejector

Order code No.	041836
TYPE	ESVMR1-10-3

- Weight : 64g
- Air consumption : 210 [L/min]
- Suction flow rate : 260 [L/min]
- Noise : 85 [dB]

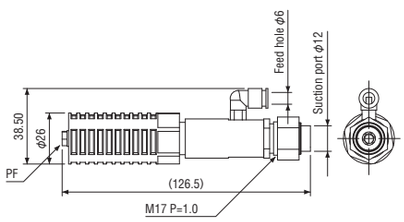



Silencer

Order code No.	110663
TYPE	L18382-106

- Weight : 22g

Eins_CATALOG_V6_03-吸着_EN.indd 46 2021/09/21 16:12:48



You can see moving images of products by using QR code reader of your smartphone.



Micro Parts Sensor Controller

Order code No.	010521
TYPE	B-CONT-UNIT

● Weight : 145g

- Product detection level mode: automatic or manual
- Switching between AND output and OR (/OR) output is possible.
- Input and output for NPN / PNP.
- Up to 32 points can be detected (extension unit is used).
- The input condition of the sensor can be confirmed with the monitor LED.
- Method of product detection can be selected from level (product condition) and latch (product pass hold).
- Light ON / Dark ON can be selected.

＊ The parts are subject to changes without notice.

Sensing input, OR switching input circuit configuration

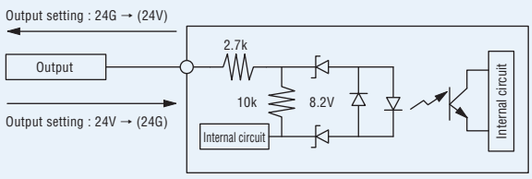

＊ Sensing input switching: change the input setting with the switch according to the output circuit specification of the customer (as shown in the drawing).

Configuration of output circuit

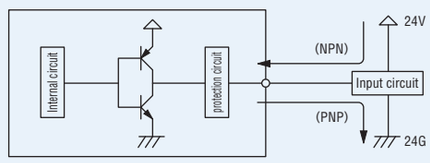

＊ Select NPN/PNP as illustrated above according to the input circuit specification of the customer.

Outside Dimension / Mounting Dimension

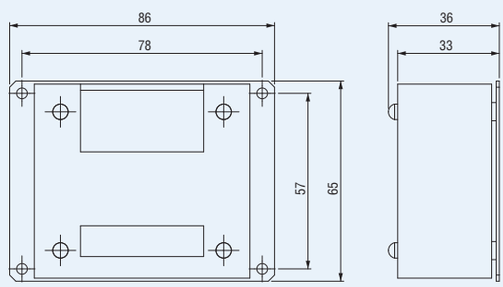

＊ Mounting hole : 4- ϕ 3.5

About "AND" , "/OR" , and "OR"

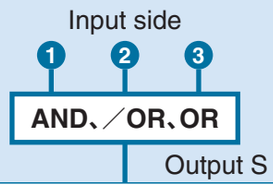

AND	／OR	OR
Output S is turned on when all the inputs (❶❷❸) are ON.	Output S is turned on when all the inputs (❶❷❸) are OFF.	Output S is turned on when either of input (❶❷❸) is ON.

■ Specification

Power supply voltage (V)	Internal consumption current (mA)	Input current (mA)	Output current (mA)	Operating ambient humidity (%)	Ambient temperature (℃)	Operation condition
DC24 (±10%)	120 max. (DC24V)	10 or less / one point	100 (MAX)	35 ～ 80 (non-condensing)	0 ～ 40	There is no particulate and corrosive gas.



Fine sensor unit

Order code No.	010519
TYPE	B-SENS-UNIT

● Weight : 1g

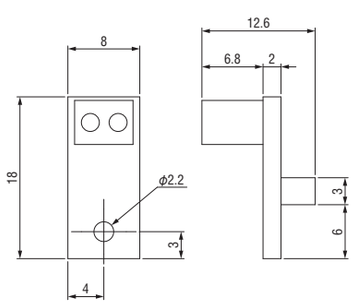



Fine sensor harness

Order code No.	010522
TYPE	B-SENS-H

● Weight : 150g
● Length : 1m

Eins_CATALOG_V6_03-吸着_EN.indd 47 2021/09/21 16:12:49

Vacuum Generator Unit

Supplying dry air allows easy generation of vacuum pressure.

Not available on our online shop site. Please contact our nearest sales office to make purchases.



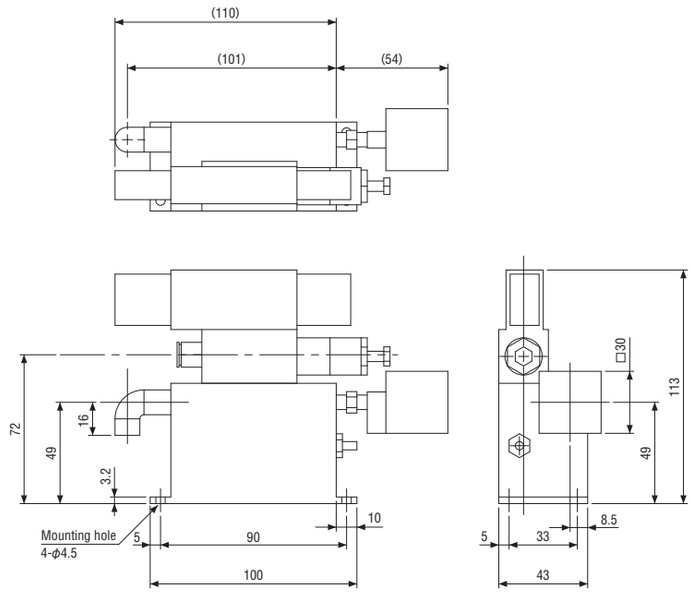

Order code No.	210804
TYPE	V51-100-8283

● Weight : 800g

■Specification

Fluid to be used	Pressure air regulated by air regulator with 74μ or less of filter.
Pressure	0.35 ～ 0.5MPa
Reaching vacuum pressure	-0.079MPa or more (supply pressure 0.5MPa)
Quantity of suction	18±1.5dm/min ANR (Supply pressure 0.4MPa)
Air consumption (L/min)	30 ～ 40dm/min ANR (Supply pressure 0.4MPa)
Weight	Approx.10kg
2-port magnet valve	2-port magnet valve
solenoid	double solenoid
Response time	0.05sec Max
Standard voltage	DC24V
Power consumption	1.8W
Allowable voltage volatility	±10%
Type of insulation	B type

■Vacuum pressure sensor with display

TYPE	PG-30-102R-N (Copal Electronics)
Power supply voltage	DC10.8～30V Ripple included
Protection grade	IP65 (connector not included)
Output	NPN open collector, 30 VDC max. (100 mA max.)
Residual voltage	1.2 VDC max. (load voltage 100 mA)
Output setting pressure	-53.3±5kPa (power supply voltage DC24V, ambient temperature 25±5℃)
Output hysteresis setting	13.3kPa
Operation Mode	Output transistor ON, red LED lighted when negative pressure exceeds the preset pressure. (Display screen is lighted with negative pressure).
Output	Linear output (1-5VDC)

Eins_CATALOG_V6_03-吸着_EN.indd 48 2021/09/21 16:12:50

Cut











Air Nipper (Small・Medium) ····· 4-2

- How To Select Nipper ····· 4-2
- NW Series ····· 4-4
- Replacement Blades ····· 4-9
- Accessories ····· 4-10
- Air Nipper⇔Accessory Selection Table ····· 4-11
- Quick Mount Clip for NW ····· 4-12
- One Touch Clip for NW ····· 4-13

Air Nipper (Large) ····· 4-14

- NT Series ····· 4-15
- NS Series／NR Series／Booster Unit ····· 4-16
- Nipper Holders／Brackets ····· 4-17
- NB Series ····· 4-18
- Sprue Cut Unit／Timing Controller ····· 4-19
- Replacement Blades／Accessories ····· 4-20
- Heat Air Nipper (NTH Series／NKH Series) ····· 4-22

Eins_CATALOG_V6_04-切る_EN.indd 1 2021/09/24 13:30:34

Air Nipper (Small・Medium)

How to select nipper

The air nipper is selected by material and cut diameter (cut area: mm²) of gate.

1. Check the material of cut gate and sprue.

Soft resin

PP, PE, urethane, PS, PVC, PMMA, AS, etc.

Hard resin

PPS, PA, PBT, LCP, ABS, POM, PC, resin containing glass, etc.

＊Cannot be used with copper / iron wire.

2. Check cut diameter (cut area).

■To cut round gate

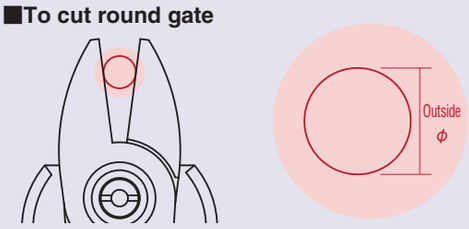

Select the nipper referring to the specification table (right):
Approximate cutting section diameter (ϕ) > Outside diameter of gate (ϕ)

■To cut square gate

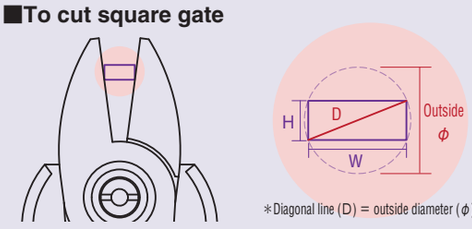

＊Diagonal line (D) = outside diameter (ϕ)

Select the nipper referring to the specification table (right):
Approximate cutting section diameter (ϕ) > Gate maximum width (D)

＊Cutting guide: (mm²) > H × W

■Gate cutting is impossible when:

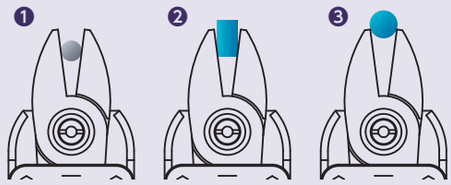

❶ Gate is not made of resin.
❷ Gate (H) is longer than blade.
❸ Gate (H) is greater than blade opening.

When gate made of hard resin is cut

- **Cutting capacity** will decrease by **35%**.
- Select the blade **with carbide tip**.

- Product temperature when the product is cut may influence the finishing state.
- Cutting guide value is for reference.,

Eins_CATALOG_V6_04-切る_EN.indd 2 2021/09/24 13:30:35

- Pull push operation (a blade slides to a work surface to ensure the beautiful cut surface).
- Compatible with a variety of cuts to suit a variety of different applications.


Standard blade


Thin blade


Reverse blade


Standard long blade


Reversed long blade


Clip Type Blade

■Specification

Cutting capacity

Product name		Shape of blade	Order code No.	TYPE	Operation	Used air pressure (Mpa)	Withstand pressure (Mpa)	Cutting capacity [soft resin] round bar (mm)	blade section Max opening width of blade (mm)	Weight (g)	Page of details
Mini Air Nipper		Standard blade	131626	NW3-10	Pull (Max.2mm)	0.4 (4kgf/cm²) ~ 0.5 (5kgf/cm²)	0.7 (7kgf/cm²)	ϕ1.7 (2.26mm²)	3	110	4-4
		Thin blade	131627	NW3-101							
		Reverse blade	131628	NW3-10R	Push (Max.2mm)						
		Standard blade	131629	NW3-20	Pull (Max.3mm)			ϕ2.8 (6.15mm²)	6	222	
		Thin blade	131630	NW3-201						221	
		Reverse blade	131631	NW3-20R	Push (Max.3mm)					222	4-5
		Standard long blade	131632	NW3-20-V001S	Pull (Max.3mm)			ϕ2.0 (3.14mm²)	6.5	235	
		Reversed long blade	131633	NW3-20R-V001S	Push (Max.3mm)					236	
		Clip Type Blade	131634	NW3-20-01C	Pull (Max.3mm)				7	237	4-6
		Standard blade	131643	NW3-35				ϕ3.5 (9.61mm²)	9	305	
		Reverse blade	131644	NW3-35R	Push (Max.3mm)						
		Standard long blade	131645	NW3-35-V001S	Pull (Max.3mm)			ϕ3.0 (7.06mm²)	10	322	4-7
		Reversed long blade	131646	NW3-35R-V001S	Push (Max.3mm)						
		Clip Type Blade	131647	NW3-35-01C	Pull (Max.3mm)				8	325	
		Standard blade	131603	NW-50	Pull (Max.5mm)			ϕ5.0 (19.62mm²)	15	743	4-8
		Reverse blade	131604	NW-50R	Push (Max.5mm)					745	

*Reference value Changed according to the use conditions.

Eins_CATALOG_V6_04-切る_EN.indd 3 2021/09/24 13:30:37

Air Nipper (Small・Medium) NWseries

Attaching air nipper to the take-out robot and chuck plate will save labor efficiently.



Standard blade

Order code No.	131626
TYPE	NW3-10

● Weight : 110g



Thin blade

Order code No.	131627
TYPE	NW3-101

● Weight : 110g

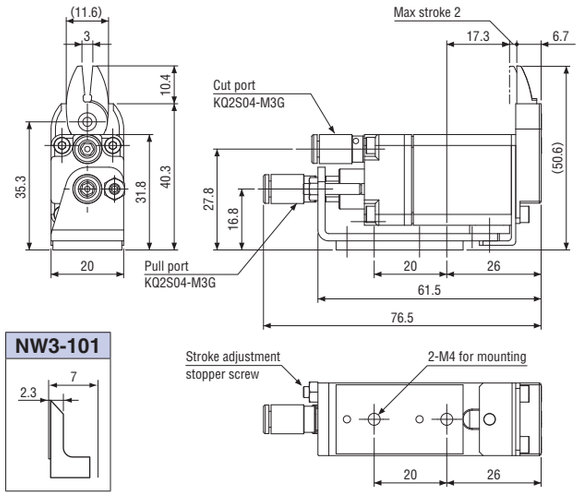

NW3-101



Reverse blade

Order code No.	131628
TYPE	NW3-10R

● Weight : 110g

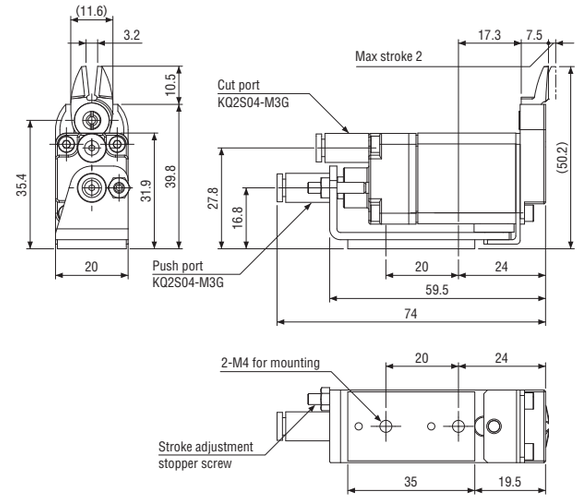



Standard blade

Order code No.	131629
TYPE	NW3-20

● Weight : 222g



Thin blade

Order code No.	131630
TYPE	NW3-201

● Weight : 221g

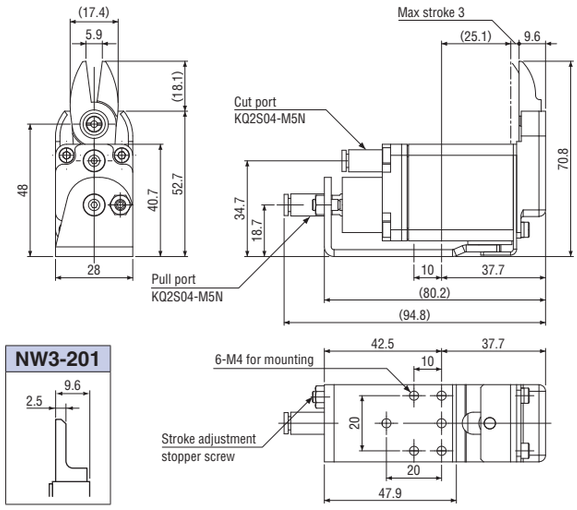

NW3-201

Eins_CATALOG_V6_04-切る_EN.indd 4 2021/09/24 13:30:38



Reverse blade

Order code No.	131631
TYPE	NW3-20R

● Weight : 222g

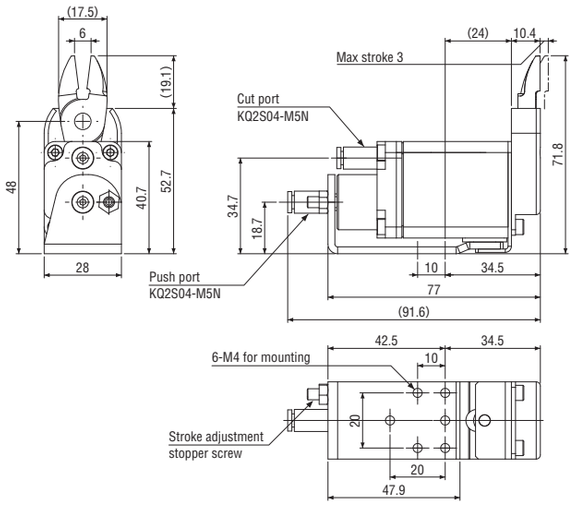



Standard long blade

Order code No.	131632
TYPE	NW3-20-V001S

● Weight : 235g

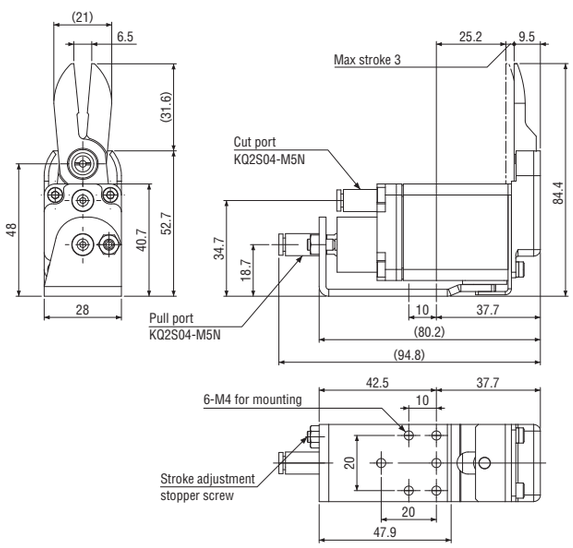



Reversed long blade

Order code No.	131633
TYPE	NW3-20R-V001S

● Weight : 236g

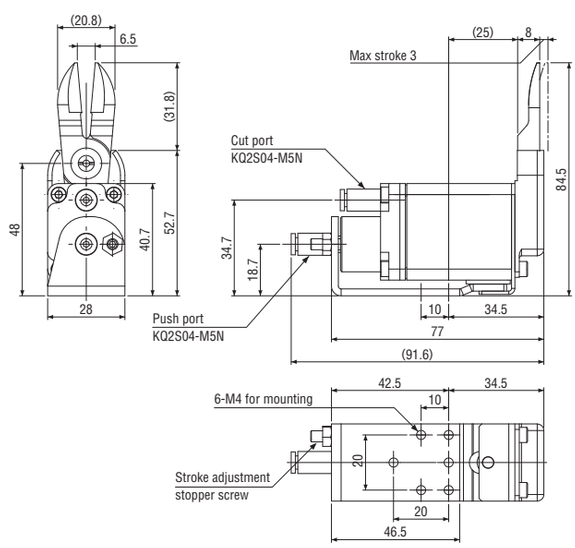

Eins_CATALOG_V6_04-切る_EN.indd 5 2021/09/24 13:30:39

Air Nipper (Small・Medium) NWseries



Clip Type Blade

Order code No.	131634
TYPE	NW3-20-01C

● Weight : 237g

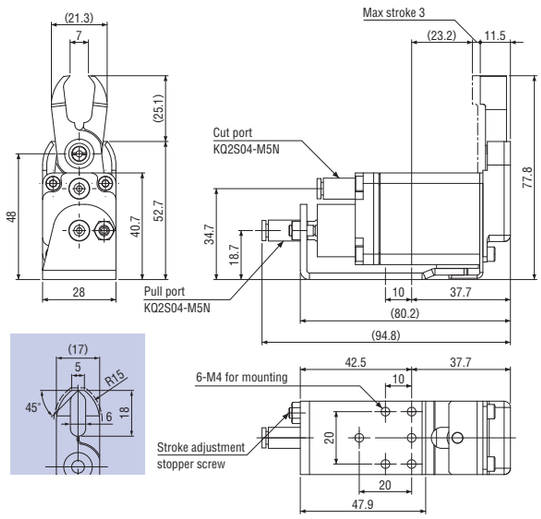



Standard blade

Order code No.	131643
TYPE	NW3-35

● Weight : 305g

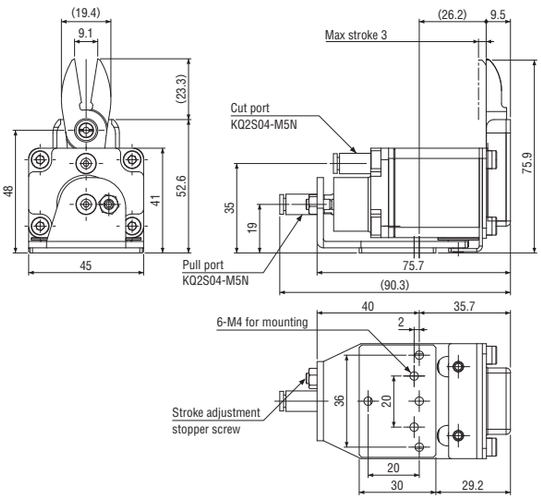



Reverse blade

Order code No.	131644
TYPE	NW3-35R

● Weight : 305g

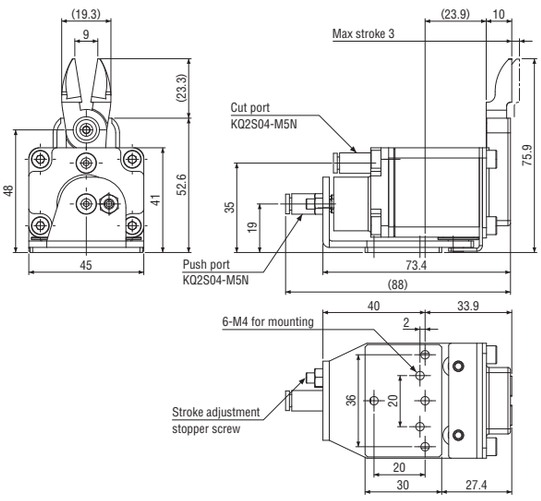

Eins_CATALOG_V6_04-切る_EN.indd 6 2021/09/24 13:30:39



Standard long blade

Order code No.	131645
TYPE	NW3-35-V001S

● Weight : 322g

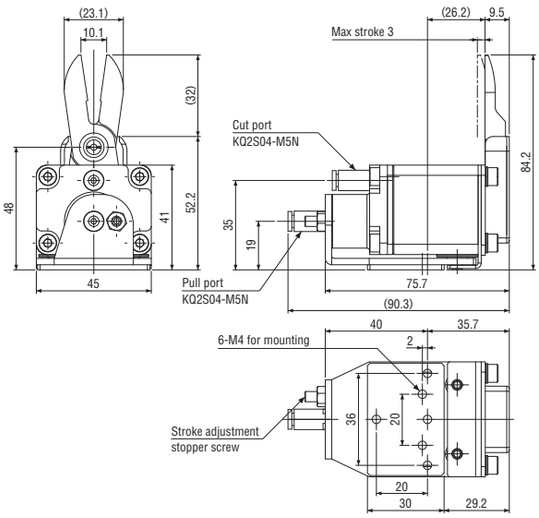



Reversed long blade

Order code No.	131646
TYPE	NW3-35R-V001S

● Weight : 322g

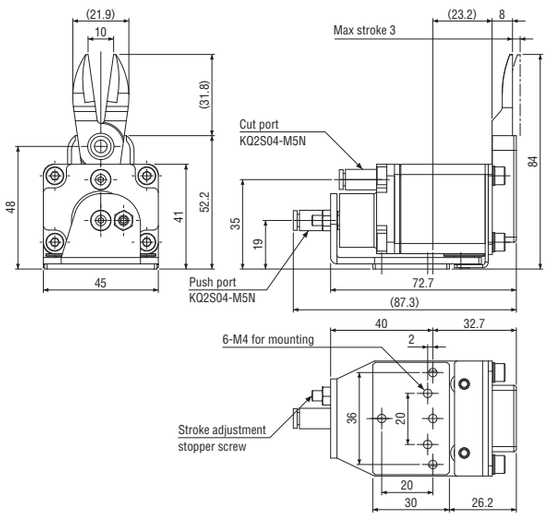



Clip Type Blade

Order code No.	131647
TYPE	NW3-35-01C

● Weight : 325g

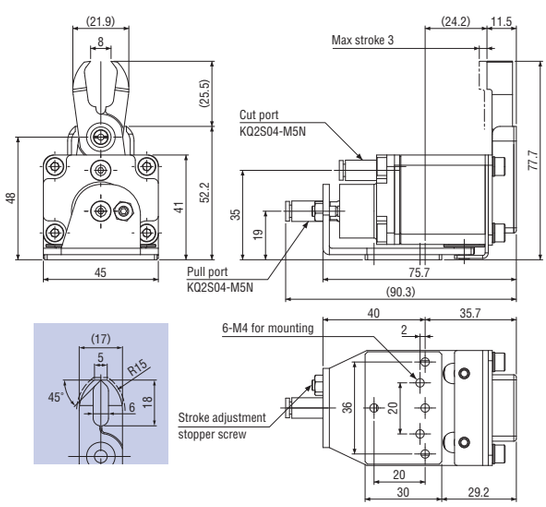

Eins_CATALOG_V6_04-切る_EN.indd 7 2021/09/24 13:30:40

Air Nipper (Small・Medium) NWseries

▶ The ϕ5 (soft resin) product can be cut. The slide includes the new mechanism.



Standard blade

Order code No.	131603
TYPE	NW-50

- W/ blade open adjust mechanism
- Weight : 743g

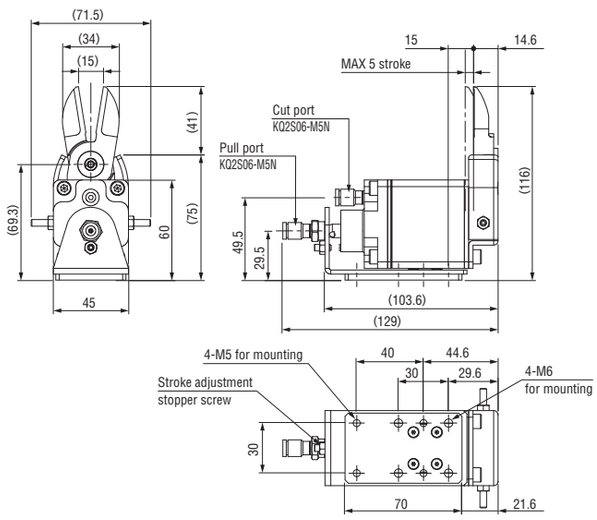



Reverse blade

Order code No.	131604
TYPE	NW-50R

- W/ blade open adjust mechanism
- Weight : 745g

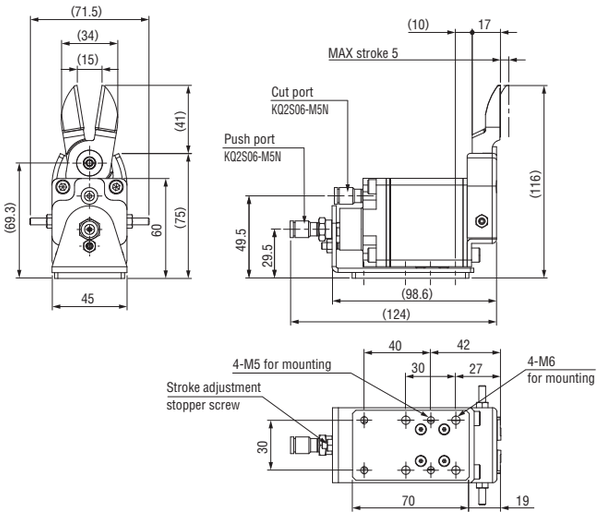

Eins_CATALOG_V6_04-切る_EN.indd 8 2021/09/24 13:30:40

Air Nipper (Small • Medium) Replacement Blades

Please use the replacement blade of the air nipper (small and medium type).

Spare Blade



Order code No.	041050	041051	041758	041871
TYPE	EG-NW10	EG-NW101	EG-NW10R	EG1-NW20
Weight	20g	20g	22g	61g
Supported nipper	NW3-10(standard blade)	NW3-101(thin blade)	NW3-10R(reversed blade)	NW3-20(standard blade)

Order code No.	041872	041916	041851	041852
TYPE	EG1-NW201	EG1-NW20R	EG1-NW35	EG1-NW35R
Weight	61g	62g	68g	68g
Supported nipper	NW3-201(thin blade)	NW3-20R(reversed blade)	NW3-35(standard blade)	NW3-35R(reversed blade)

Standard long blade



Order code No.	041064	041361	041065	041310
TYPE	EG-NW20-V001S	EG-NW20R-V001S	EG-NW35-V001S	EG-NW35R-V001S
Weight	80g	80g	85g	85g
Supported nipper	NW3-20(standard blade)	NW3-20R(reversed blade)	NW3-35(standard blade)	NW3-35R(reversed blade)

Carbide blade



Order code No.	041876	041923	041866	041867
TYPE	EG1-NW20 (Carbide blade)	EG1-NW20R (Carbide blade)	EG1-NW35 (Carbide blade)	EG1-NW35R (Carbide blade)
Weight	61g	70g	68g	68g
Supported nipper	NW3-20(standard blade)	NW3-20R(reversed blade)	NW3-35(standard blade)	NW3-35R(reversed blade)

Clip Type Blade



Order code No.	041066	041067
TYPE	EG-NW20-01C	EG-NW35-01C
Weight	80g	90g
Supported nipper	NW3-20,NW3-20R	NW3-35,NW3-35R

Adjustable opening

＊Delivery time runs about one week from the order date. ＊Setscrew with hexagon socket and hexagon nut are included.



Blade opening can be adjusted by two screws.

Order code No.	041873	041874	041924
TYPE	EG1-NW20-AST	EG1-NW201-AST	EG1-NW20R-AST
Weight	63g	61g	63g
Supported nipper	NW3-20(standard blade)	NW3-201(thin blade)	NW3-20R(reversed blade)

Order code No.	041853	041854
TYPE	EG1-NW35-AST	EG1-NW35R-AST
Weight	69g	72g
Supported nipper	NW3-35(standard blade)	NW3-35R(reversed blade)

● If you would like another blade, please contact eins.

For NW-50, 50R

Spare Blade



Order code No.	041955	041956
TYPE	EG-NW50	EG-NW50R
Weight	265g	270g
Supported nipper	NW-50(standard blade)	NW-50R(reversed blade)

Eins_CATALOG_V6_04-切る_EN.indd 9 2021/09/24 13:30:42

Accessories

Please use for maintenance of the air nipper (small and medium type).

Blade Springs



Order code No.	130744	131536	131618
TYPE	For NW-10	For NW-2-20.35	NW-50.50R
Weight	0.1g	0.2g	1g
Supported nipper	NW Series-10、10R	NW Series-20、20R、35、35R	NW Series-50、50R

Piston



Order code No.	130767	130768	130769	NEW 131654
TYPE	For NW/NC-10	For NW/NC-20.20R	For NW/NC-35.35R	For NW-50.50R
Weight	3g	9g	11g	25g
Supported nipper	NC/NW Series-10、10R	NC/NW Series-20、20R	NC/NW Series-35、35R	NW50、50R

Piston packing



NW-10 NW-20

Order code No.	131614	131615
TYPE	NW1-10.10R (LX0125-001-0)	NW2-20.20R (LX0145-003-0)
Weight	0.3g	0.5g
Supported nipper	NC/NW Series-10、10R	NC/NW Series-20、20R



NW-35 NW-50

Order code No.	131487	131616
TYPE	NW1-35.35R (LX0107-001-0)	NW-50.50R (LX0153-110)
Weight	1.2g	1g
Supported nipper	NW Series-35、35R	NW Series-50、50R

Piston spring



Order code No.	130766	130770
TYPE	For NC/NW-10 (J09420-014-3)	For NC/NW-20.20R (J07930-013-1)
Weight	0.2g	0.5g
Supported nipper	NC/NW Series-10、10R	NC/NW Series-20、20R

● Two pieces are used for a nipper



Order code No.	130771	131617
TYPE	For NW-35.35R (NC-3506N-1)	NW-50.50R (LX0153-111)
Weight	5.6g	13g
Supported nipper	NW Series-35、35R	NW Series-50、50R

● One piece be used for a nipper

Slide spring



Order code No.	130257	NEW 131679
TYPE	For NC/NW-10 (J09420-016-1)	For NW-10R
Weight	0.1g	0.1g
Supported nipper	NW Series-10	NW Series-10R



Order code No.	130251	131255
TYPE	NC/NW-20.35 (J07930-015-0)	NW-20R.35R (J0793R-004-0)
Weight	0.4g	1g
Supported nipper	NW Series-20、35	NW Series-20R、35R



Order code No.	200254	200255
TYPE	UM8-25	UM13-25
Weight	1g	3g
Supported nipper	NW Series-50	NW Series-50R

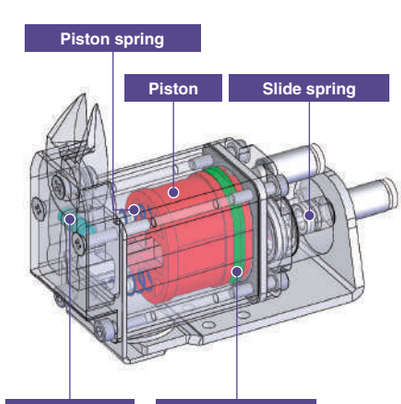

Eins_CATALOG_V6_04-切る_EN.indd 10 2021/09/24 13:30:43

Air Nipper (Small・Medium) ↔ Accessory Selection Table

Air nipper (Small・Medium) / Accessories ○: It can be installed —: Cannot be installed			Air nipper (10Series)			Air nipper (20Series)						Air nipper (35Series)					Air nipper (50Series)	
			131626	131627	131628	131629	131630	131631	131632	131633	131634	131643	131644	131645	131646	131647	131603	131604
			NW3-10	NW3-101	NW3-10R	NW3-20	NW3-201	NW3-20R	NW3-20-V001S	NW3-20R-V001S	NW3-20-01C	NW3-35	NW3-35R	NW3-35-V001S	NW3-35R-V001S	NW3-35-01C	NW-50	NW-50R
Blade Springs		130744 For NW-10	○	○	○	—	—	—	—	—	—	—	—	—	—	—	—	—
		131536 For NW2-20.35	—	—	—	○	○	○	○	○	○	○	○	○	○	○	—	—
		131618 NW-50.50R	—	—	—	—	—	—	—	—	—	—	—	—	—	—	○	○
Piston		130767 For NW/NC-10	○	○	○	—	—	—	—	—	—	—	—	—	—	—	—	—
		130768 For NW/NC-20.20R	—	—	—	○	○	○	○	○	○	—	—	—	—	—	—	—
		130769 For NW/NC-35.35R	—	—	—	—	—	—	—	—	—	○	○	○	○	○	—	—
		131654 For NW-50.50R	—	—	—	—	—	—	—	—	—	—	—	—	—	—	○	○
Piston packing		131614 NW1-10.10R (LX0125-001-0)	○	○	○	—	—	—	—	—	—	—	—	—	—	—	—	—
		131615 NW2-20.20R (LX0145-003-0)	—	—	—	○	○	○	○	○	○	—	—	—	—	—	—	—
		131487 NW1-35.35R(LX0107-001-0)	—	—	—	—	—	—	—	—	—	○	○	○	○	○	—	—
		131616 NW-50.50R (LX0153-110)	—	—	—	—	—	—	—	—	—	—	—	—	—	—	○	○
Piston spring		130766 For NC/NW-10(J09420-014-3)	○ 2 required	○ 2 required	○ 2 required	—	—	—	—	—	—	—	—	—	—	—	—	—
		130770 NC/NW-20.20R(J07930-013-1)	—	—	—	○ 2 required	○ 2 required	○ 2 required	○ 2 required	○ 2 required	○ 2 required	—	—	—	—	—	—	—
		130771 For NW-35.35R(NC-3506N-1)	—	—	—	—	—	—	—	—	—	○	○	○	○	○	—	—
		131617 NW-50.50R (LX0153-111)	—	—	—	—	—	—	—	—	—	—	—	—	—	—	○	○
Slide spring		130257 For NC/NW-10(J09420-016-1)	○	○	—	—	—	—	—	—	—	—	—	—	—	—	—	—
		131679 For NW-10R	—	—	○	—	—	—	—	—	—	—	—	—	—	—	—	—
		130251 NC/NW-20.35(J07930-015-0)	—	—	—	○	○	—	○	—	○	○	—	○	—	○	—	—
		131255 NW-20R.35R(J0793R-004-0)	—	—	—	—	—	○	—	○	—	—	○	—	○	—	—	—
		200254 UM8-25	—	—	—	—	—	—	—	—	—	—	—	—	—	—	○	—
		200255 UM13-25	—	—	—	—	—	—	—	—	—	—	—	—	—	—	—	○

Eins_CATALOG_V6_04-切る_EN.indd 11 2021/09/24 13:30:46

Quick Mount Clip for NW

Metal fixture to fix an air nipper to a NT gate cut unit.





Order code No.	130216
TYPE	For NC/NW-10

- Weight : 61g
- Also can be used for NW-20 and NW-35.
- Accessories : taper washer 1 piece
  screw (M4) 2 piece

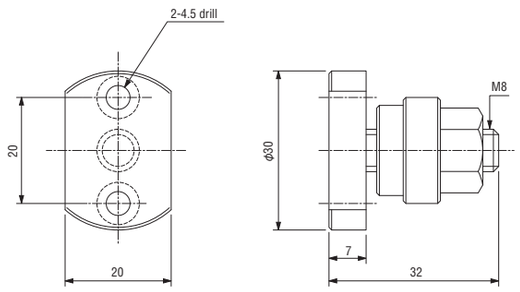



Order code No.	130162
TYPE	For NC/NW-20

- Weight : 70g
- Also can be used for NW-35.
- Accessories : taper washer 1 piece
  screw (M4) 2 piece

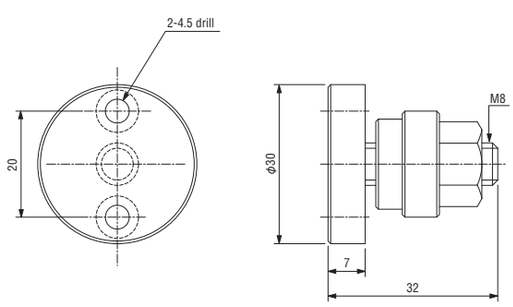



Order code No.	130163
TYPE	For NC/NW-35

- Weight : 99g
- Cannot be used for NW-10 and NW-20.
- Accessories : taper washer 1 piece
  screw (M4) 2 piece

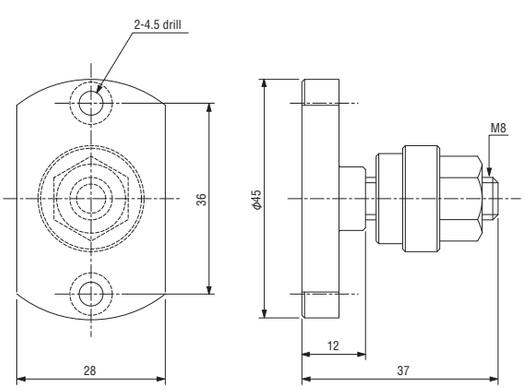



Order code No.	131621
TYPE	For NW-50

- Weight : 184g
- Accessories : M6×10 4 piece

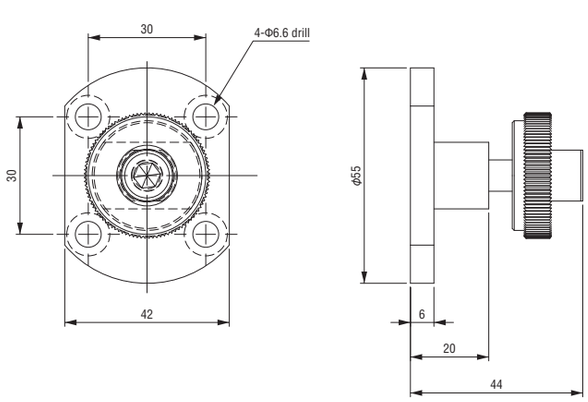

Eins_CATALOG_V6_04-切る_EN.indd 12 2021/09/24 13:30:47

One Touch Clip for NW

The mounting angle can be free adjusted without using the tool.



One touch clip for NW

Order code No.	110558
TYPE	L10160-CL

- Weight : 80g
- Accessories : Mounting bolt (M4)*2piece



Air Nipper (Small・Medium) is mounted and attached to ϕ12 SS Jungle Gym.

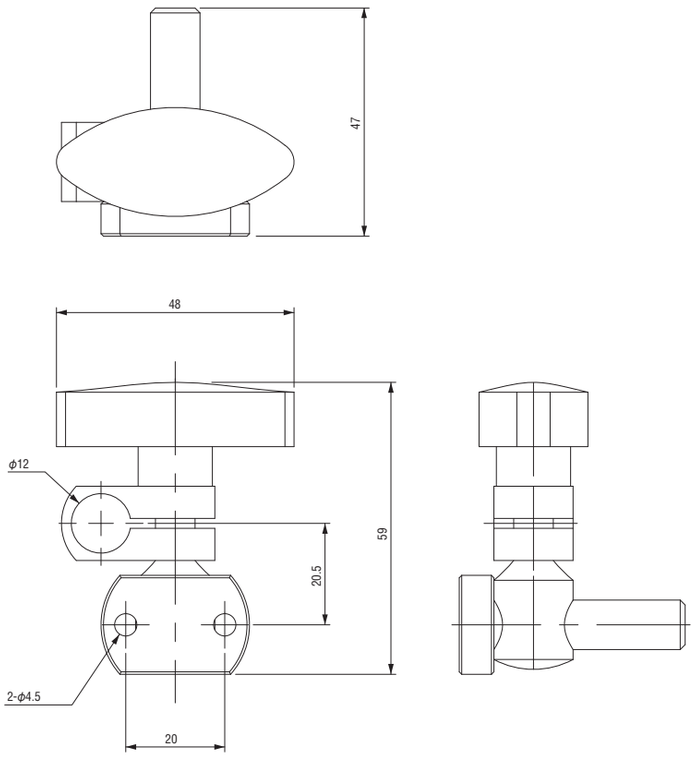



Nipper mounting brackets

Order code No.	110622
TYPE	L10160-000

- Weight : 20g
- Accessories : Mounting bolt (M4)*2piece

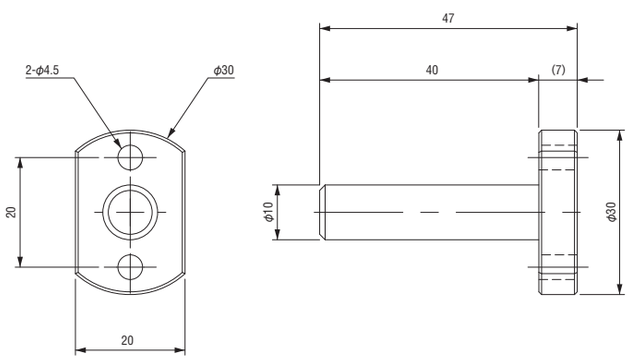

Eins_CATALOG_V6_04-切る_EN.indd 13 2021/09/24 13:30:48

Air Nipper (Large)

■Specification

Product name		Order code No.	TYPE	Operation	Used air pressure (Mpa)	Applied pressure (N)	Cutting capacity [soft resin] round bar (mm)	Slide amount (mm)	Weight (g)	Page of details
Air nipper	Slide vertical・w/o blade	060207	GT-NT03	Pull	0.4～0.5	147	ϕ1.5	MAX3	178	4-15
		060208	GT-NT05	Pull	0.5～0.6	196	ϕ2.5		325	
		060225	GT-NT05R	Push						
		060209	GT-NT10	Pull		441	ϕ3.5		515	
		060226	GT-NT10R	Push						
		060227	GT-NT20	Pull		931	ϕ5	MAX8	930	
		060228	GT-NT20R	Push						
	Square type・w/o blade	060240	GT-NS10L	–		588	Different according to the spare blade.	–	230	4-16
		060241	GT-NS20			1,372			390	
		060242	GT-NS30			2,744			705	
	Round type・w/o blade	060083	GT-NR10L			588			160	
		060084	GT-NR20			1,372			280	
		060085	GT-NR30			2,744			510	
Booster unit		150793	P-20	–	～0.5	–	–	–	215	
		150786	P-30						330	
Nipper fixing holder		370336	CP-035 (For GT-NR10L)	–	–	–	–	–	68	4-17
		370337	CP-036 (For GT-NR20)						87	
		370338	CP-037 (For GT-NR30)						105	
Slide bracket		110656	LX0090-100 (L.R)	–	–	–	–	–	128	
Air nipper	Slide bracket ・w/o blade	130229	GT-NB20 5-HIKU	Pull	0.5～0.6	1,372	Different according to the spare blade.	MAX5	710	4-18
		130230	GT-NB20 5-OSHI	Push						
		130231	GT-NB20 10-HIKU	Pull				MAX10	720	
		130235	GT-NB30 10-HIKU	Pull		2,744			1,400	
		060477	GT-NB20LW-10TM	Pull		1,372			785	
		060478	GT-NB30LW-10TM	Pull		2,744			1,315	
Sprue cut unit		131565	NS20U	–		–	–	–	1,078	4-19
Timing controller		060321	GT-TC-02	–		–	–	–	275	

Product name		Order code No.	TYPE	Operation	Used air pressure (Mpa)	Cutting capacity [soft resin] round bar (mm)	Slide amount (mm)	Weight (g)	Page of details
Heat air nipper	Slide vertical・w/ blade	060353	GT-NTH05	Pull	0.4～0.5	ϕ2.5	MAX3	325	4-22
		060354	GT-NTH10	Pull	0.5～0.6	ϕ3.5		515	
	Flow controller type	060355	GT-NKH10	–		Thickness:ϕ1.5, Width:ϕ7		715	
	Heat air nipper air hydro	060356	GT-NKH20	–		Thickness:ϕ1.5, Width:ϕ10	MAX8	700	
	Desktop temperature controller for heat nipper	030492	DTC-001	–	–	–	–	900	

Eins_CATALOG_V6_04-切る_EN.indd 14 2021/09/24 13:30:48

Air Nipper (Large) NT series

Used for cutting large gate diameter products of direct gate or side gate.

● Spare blades are sold separately. ● The photo shows an example of assembled.

Air nipper slide vertical

- Blade opening can be adjusted.
- Slide stroke can be adjusted.
- A workpiece can be cut by close contact.



Blade
Blade not included

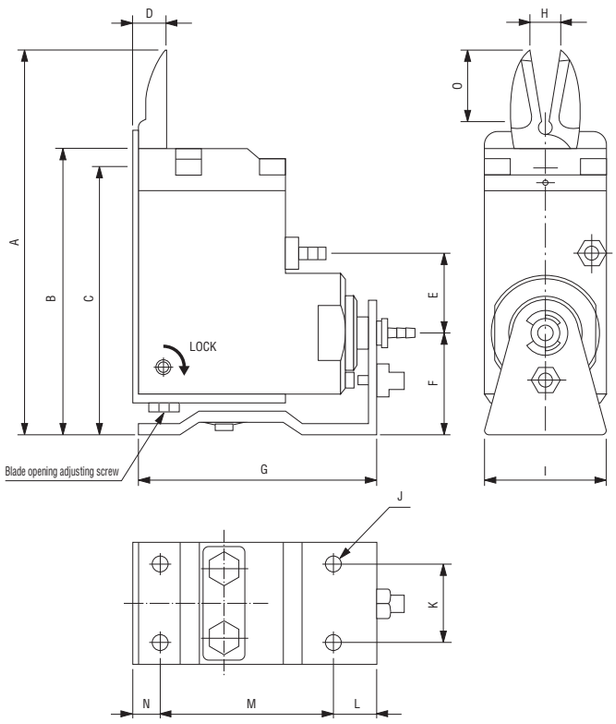

Order code No.	060207
TYPE	GT-NT03

● Weight : 178g

Uses: Standard blade | Operation: Pull | Blade: Option

Order code No.	060208
TYPE	GT-NT05

● Weight : 325g

Uses: Standard blade | Operation: Pull | Blade: Option

Order code No.	060225
TYPE	GT-NT05R

● Weight : 325g

Uses: Reverse blade | Operation: Push | Blade: Option

Order code No.	060209
TYPE	GT-NT10

● Weight : 515g

Uses: Standard blade | Operation: Pull | Blade: Option

Order code No.	060226
TYPE	GT-NT10R

● Weight : 515g

Uses: Reverse blade | Operation: Push | Blade: Option

Order code No.	060227
TYPE	GT-NT20

● Weight : 930g

Uses: Standard blade | Operation: Pull | Blade: Option

Order code No.	060228
TYPE	GT-NT20R

● Weight : 930g

Uses: Reverse blade | Operation: Push | Blade: Option

Spare blade for GT-NT ＊The standard and reverse directions of spare blade can be changed.				
Order code No.	130403	130310	130311	130404
TYPE	NT03AJ	NE5AJ	NE10AJ	NT20AJ
Supported nipper	GT-NT03(R)	GT-NT05(R)	GT-NT10(R)	GT-NT20(R)

Dimensions (mm)

TYPE	GT-NT03	GT-NT05	GT-NT10	GT-NT20
A	87.1	90.1	110.1	136.1
B	68.1	71.1	88.1	102.1
C	63.1	66.1	83.1	96.1
D	9	9	11	14
E	15	20	21	21.9
F	23.1	25.1	29.1	33.1
G	62	64	73	103
H	MAX3	MAX6	MAX7	MAX9
I	19	32	38	44
J	M3	M4	M4	M5
K	14	20	24	28
L	12	12	12	13
M	43	45	53	80
N	7	7	8	10
O	12	13	14	21.5

Eins_CATALOG_V6_04-切る_EN.indd 15 2021/09/24 13:30:49

Air Nipper (Large) NS/NR series／pressure boosting unit

Used for cutting large gate diameter products of direct gate or side gate.

● Spare blade and spring are sold separately. ● The photo shows an example of assembled.

■ Air nipper square type

Blade
Blade not included



Order code No.	060240
TYPE	GT-NS10L

● Weight : 230g

Order code No.	060241
TYPE	GT-NS20

● Weight : 390g

Order code No.	060242
TYPE	GT-NS30

● Weight : 705g

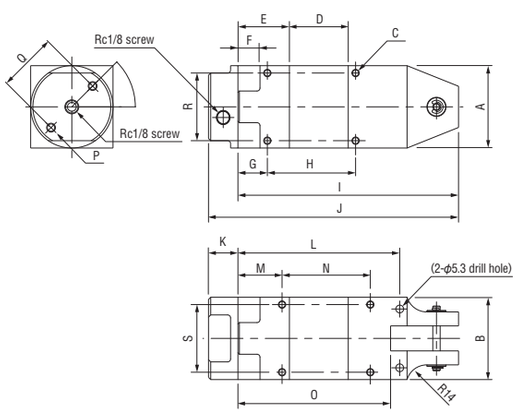

■ Dimensions (mm)

TYPE	GT-NS10L	GT-NS20	GT-NS30
A	36	45	56
B	36	45	56
C	16-M4×0.7 screw depth 5.5	16-M4×0.7 screw depth 7	16-M5×0.8 screw depth 10
D	17	25	40
E	27	29	35
F	14	14	15
G	18	19	20
H	30	40	60
I	93	109	150
J	113	129	170
K	20	20	20
L	65	81	110
M	23	24	30
N	30	40	60
O	59.8	76.8	103.8
P	2-M4 screw depth 10	2-M5 screw depth 12	2-M6 screw depth 12
Q	24	30	40
R	28	36	46
S	28	36	46

■ Air nipper round type

Blade
Blade not included



Order code No.	060083
TYPE	GT-NR10L

● Weight : 160g

Order code No.	060084
TYPE	GT-NR20

● Weight : 280g

Order code No.	060085
TYPE	GT-NR30

● Weight : 510g

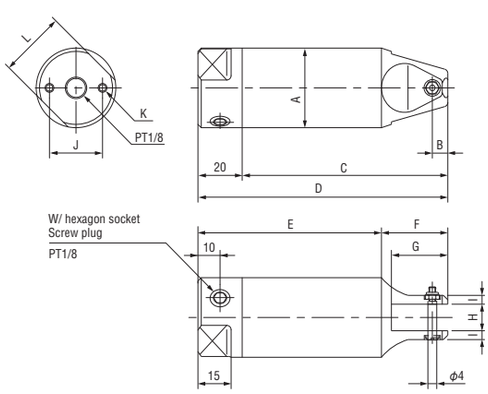

■ Dimensions (mm)

TYPE	GT-NR10L	GT-NR20	GT-NR30
A	φ 36	φ 45	φ 56
B	7	6	10
C	93	109	145
D	113	129	165
E	83	100	127
F	30	29	38
G	22.5	19	28.5
H	12	12	17
I	4	5.5	6.5
J	24	30	40
K	2-M4 screw depth 10	2-M5 screw depth 12	2-M6 screw depth 12
L	30	36	46

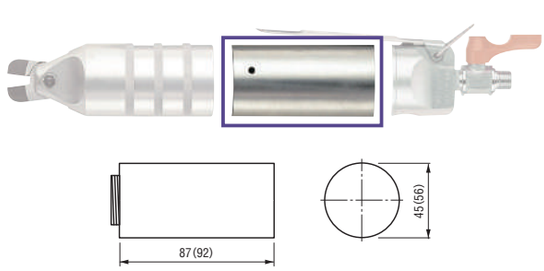

＊( ) inside indicates the dimension of P-30.

▶ To increase supply pressure to nipper.

Booster unit

Order code No.	150793
TYPE	P-20

● Weight : 215g
● Air consumption : 508cm³
● Air pressure power : ～0.5MPa
● Applicable : NS20、NR20

Booster unit

Order code No.	150786
TYPE	P-30

● Weight : 330g
● Air consumption : 956cm³
● Air pressure power : ～0.5MPa
● Applicable : NS30、NR30

Eins_CATALOG_V6_04-切る_EN.indd 16 2021/09/24 13:30:50

Air Nipper (Large) Holder／Bracket

For use with round nipper body "GT-NR".

Nipper Holder

Order code No.	370336
TYPE	CP-035 (For GT-NR10L)

● Weight : 68g

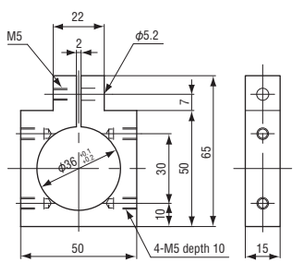

Order code No.	370337
TYPE	CP-036 (For GT-NR20)

● Weight : 87g

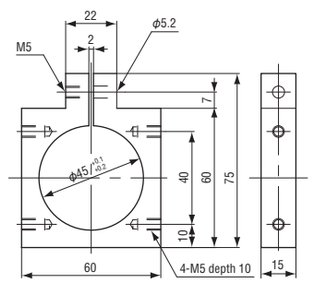

Order code No.	370338
TYPE	CP-037 (For GT-NR30)

● Weight : 105g

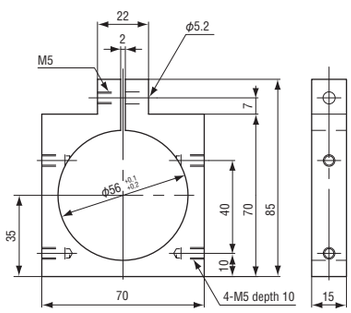

Nipper Bracket



Order code No.	110656
TYPE	LX0090-100 (L.R)

● Weight : 128g (Set Weight)
● Include L and R brackets



● The photo shows an example of assembled GT-NR20, CP-036, and LX0090-100.

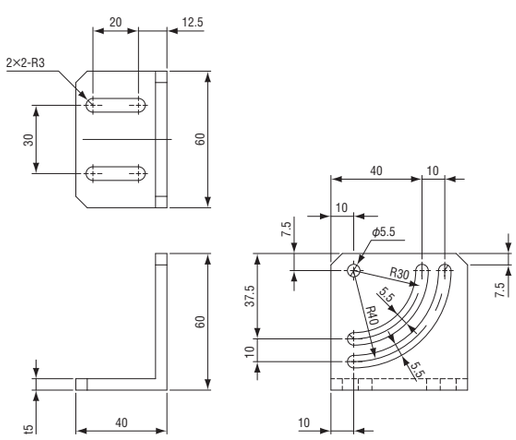

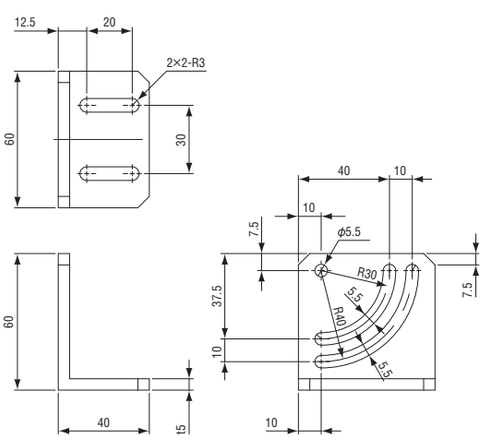

Eins_CATALOG_V6_04-切る_EN.indd 17 2021/09/24 13:30:51

Air Nipper (Large) NB series

Used for cutting large gate diameter products of direct gate or side gate.

- Spare blade and spring are sold separately. (The photo is an example of assembly.)
- Can not be sold separate.
- The spare blade is compatible with GT-NR.

■Slide air nipper

▶ Can be used for gate cut devices with slide air nipper bracket type.

▶ Applicable with cutting of large sized molded parts.

Blade
Blade not included



Order code No.	130229
TYPE	GT-NB20 5-HIKU

● Weight : 710g ● Slide amount : 5mm

Operation: Pull　Blade: Option

Order code No.	130230
TYPE	GT-NB20 5-OSHI

● Weight : 710g ● Slide amount : 5mm

Operation: Push　Blade: Option

Order code No.	130231
TYPE	GT-NB20 10-HIKU

● Weight : 720g ● Slide amount : 10mm

Operation: Pull　Blade: Option

Order code No.	130235
TYPE	GT-NB30 10-HIKU

● Weight : 1,400g ● Slide amount : 10mm

Operation: Pull　Blade: Option

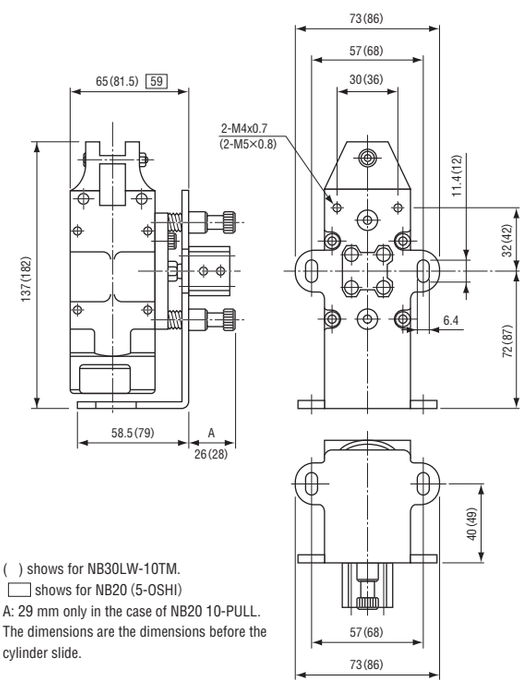

＊( ) shows for NB30LW-10TM.
□ shows for NB20 (5-OSHI)
＊A: 29 mm only in the case of NB20 10-PULL.
＊The dimensions are the dimensions before the cylinder slide.

▶ W/ slide mechanism for position adjustment with high precision.

Blade
Blade not included



High-precision slide mechanism

Order code No.	060477
TYPE	GT-NB20LW-10TM

● Weight : 785g ● Slide amount : 10mm

Operation: Pull　Blade: Option

Order code No.	060478
TYPE	GT-NB30LW-10TM

● Weight : 1,315g ● Slide amount : 10mm

Operation: Pull　Blade: Option

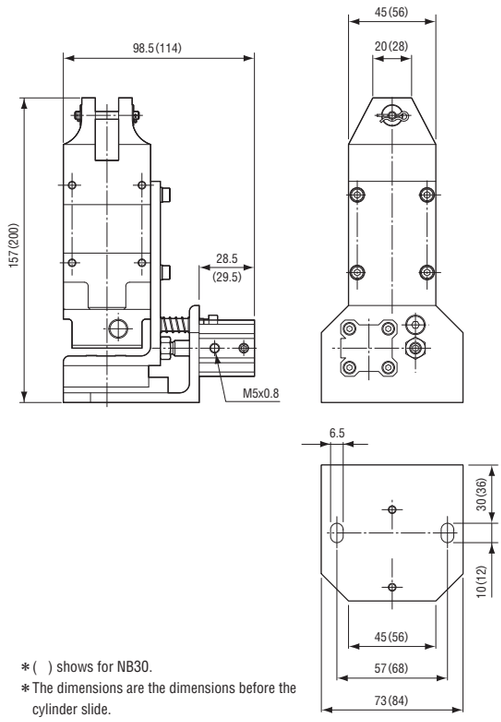

＊( ) shows for NB30.
＊The dimensions are the dimensions before the cylinder slide.

Eins_CATALOG_V6_04-切る_EN.indd 18 2021/09/24 13:30:53

Sprue Cut Unit／Timing Controller

Maintain sprue during cutting.

▶ Most suitable for plastic direct gate.



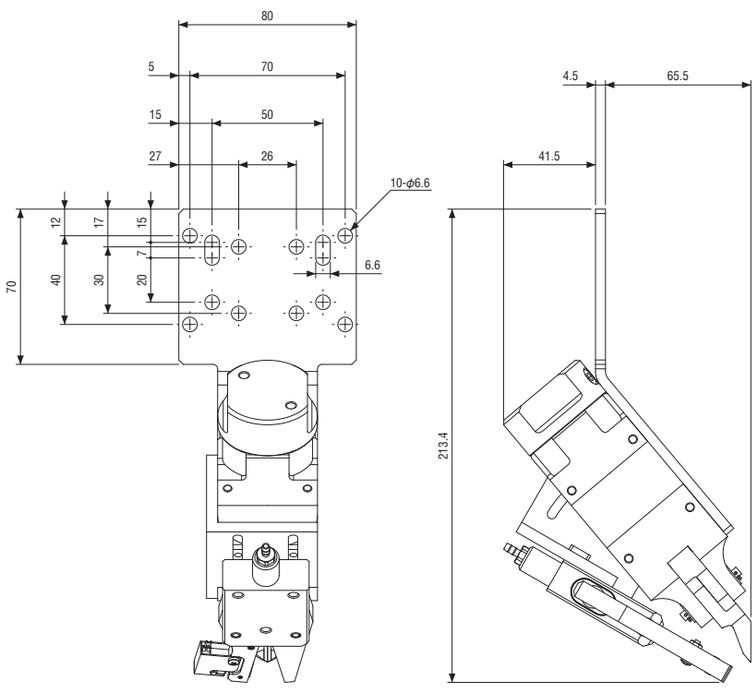

Sprue cut unit

Order code No.	131565
TYPE	NS20U

- Weight : 1,078g
- Sold as a set.
- Runner chuck : limit SW type

Product name	Order code No.	TYPE	Qty	Page of details
Runner chuck EL (limit SW)	023006	CHK-EL1-12-C1	1	2-31
Air nipper square type w/o blade	060241	GT-NS20	1	4-16
Blade for GT-20L flat	130726	N20PF	1	4-20
Sprue cut unit (parts)	131553	NS20U-P	1	–

▶ Setting in tubing allows adjustment of slide conditions for slide nippers and cutting timing. (About 0.5-1.5 seconds)



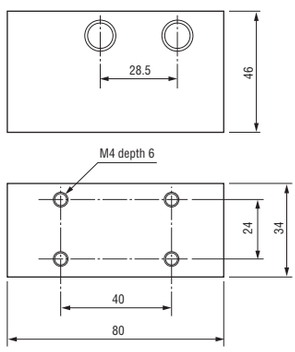

Timing controller

Order code No.	060321
TYPE	GT-TC-02

- Weight : 275g
- Air pressure power : 0.6MPa
- With tube joint : inner diameter φ4mm, outside-diameter φ6mm

Example of connection

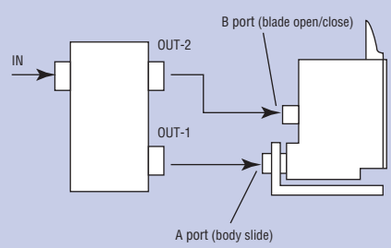

3-port magnet valve (compressor side) → Timing controller → Slide Air nipper

Eins_CATALOG_V6_04-切る_EN.indd 19 2021/09/24 13:30:53

Air Nipper (Large) Replacement Blades／Accessory

Spare blades for GT-NS/GT-NR/GT-NB.

● The cutting capacity depends on the material.

▶ Supported nipper：**GT-NS10L/GT-NR10L**

Drawing	Specifications	
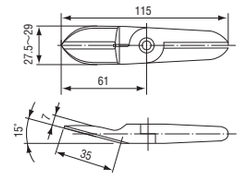	Order code No.	130218
	TYPE	N10L1S
	Weight	165g
	Opened blade-to blade distance	10mm
	Cutting capacity (soft resin)	ϕ3.5
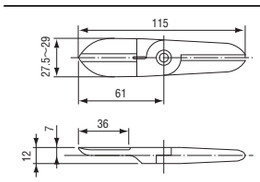	Order code No.	130219
	TYPE	N10L2S
	Weight	170g
	Opened blade-to blade distance	10mm
	Cutting capacity (soft resin)	ϕ3.5

Drawing	Specifications	
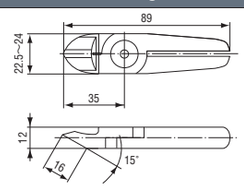	Order code No.	130724
	TYPE	N10LAP
	Weight	132g
	Opened blade-to blade distance	5mm
	Cutting capacity (soft resin)	ϕ4
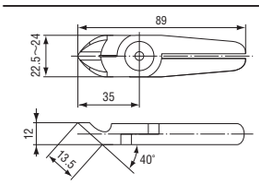	Order code No.	130725
	TYPE	N10LPF
	Weight	136g
	Opened blade-to blade distance	5mm
	Cutting capacity (soft resin)	ϕ4

▶ Supported nipper：**GT-NS20/GT-NR20/GT-NB20**

Drawing	Specifications	
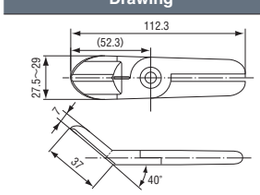	Order code No.	130222
	TYPE	N203S
	Weight	185g
	Opened blade-to blade distance	14mm
	Cutting capacity (soft resin)	ϕ6
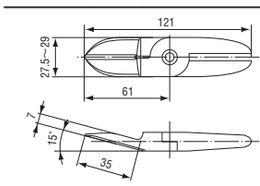	Order code No.	130220
	TYPE	N201S
	Weight	200g
	Opened blade-to blade distance	16mm
	Cutting capacity (soft resin)	ϕ6
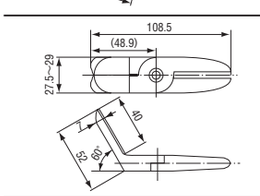	Order code No.	130221
	TYPE	N202S
	Weight	175g
	Opened blade-to blade distance	14mm
	Cutting capacity (soft resin)	ϕ6
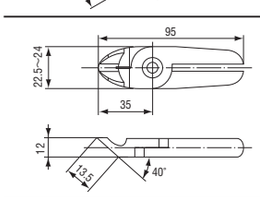	Order code No.	130726
	TYPE	N20PF
	Weight	130g
	Opened blade-to blade distance	11mm
	Cutting capacity (soft resin)	ϕ7
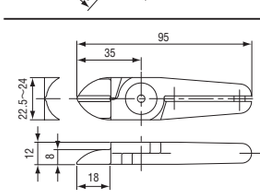	Order code No.	130697
	TYPE	N20AJ
	Weight	125g
	Opened blade-to blade distance	11mm
	Cutting capacity (soft resin)	ϕ7

Drawing	Specifications	
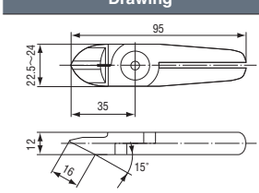	Order code No.	130680
	TYPE	N20AP
	Weight	130g
	Opened blade-to blade distance	11mm
	Cutting capacity (soft resin)	ϕ7
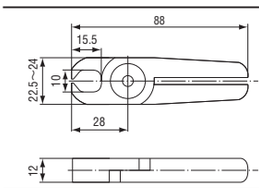	Order code No.	130727
	TYPE	N20AE
	Weight	145g
	Opened blade-to blade distance	8mm
	Cutting capacity (soft resin)	ϕ7
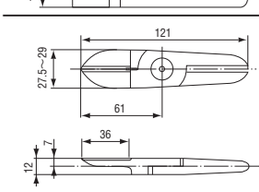	Order code No.	130265
	TYPE	N206S
	Weight	170g
	Opened blade-to blade distance	14mm
	Cutting capacity (soft resin)	ϕ6
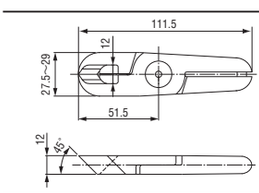	Order code No.	131602
	TYPE	N207SA
	Weight	190g
	Opened blade-to blade distance	13mm
	Cutting capacity (soft resin)	ϕ6
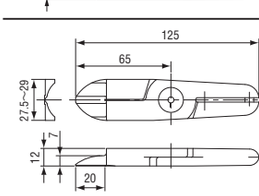	Order code No.	130655
	TYPE	N20AJL
	Weight	230g
	Opened blade-to blade distance	16mm
	Cutting capacity (soft resin)	ϕ6

Eins_CATALOG_V6_04-切る_EN.indd 20 2021/09/24 13:30:54



▶ Supported nipper：GT-NS20/GT-NR20/GT-NB20

Drawing	Specifications	
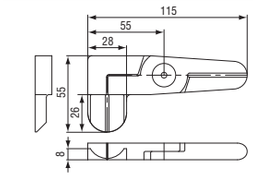	Order code No.	131466
	TYPE	N20AML1498
	Weight	270g
	Opened blade-to blade distance	9.5mm
	Cutting capacity (soft resin)	10×1.5
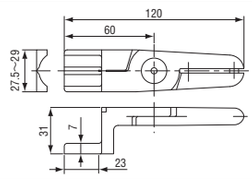	Order code No.	131467
	TYPE	N20AH
	Weight	240g
	Opened blade-to blade distance	16mm
	Cutting capacity (soft resin)	ϕ6

Drawing	Specifications	
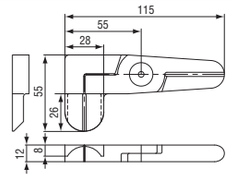	Order code No.	131468
	TYPE	N20AMR1499
	Weight	270g
	Opened blade-to blade distance	9.5mm
	Cutting capacity (soft resin)	10×1.5
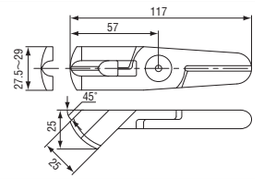	Order code No.	131469
	TYPE	N20AK249
	Weight	240g
	Opened blade-to blade distance	14mm
	Cutting capacity (soft resin)	ϕ5.5

▶ Supported nipper：GT-NS30/GT-NR30/GT-NB30

Drawing	Specifications	
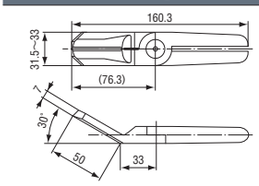	Order code No.	130225
	TYPE	N301S
	Weight	390g
	Opened blade-to blade distance	20mm
	Cutting capacity (soft resin)	ϕ8
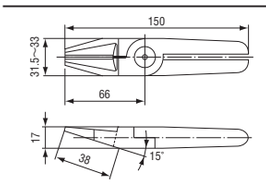	Order code No.	130329
	TYPE	N30AP
	Weight	380g
	Opened blade-to blade distance	16mm
	Cutting capacity (soft resin)	ϕ10
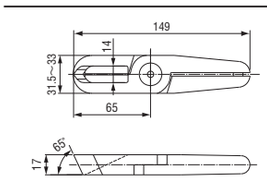	Order code No.	131601
	TYPE	N303SA
	Weight	390g
	Opened blade-to blade distance	16mm
	Cutting capacity (soft resin)	ϕ8
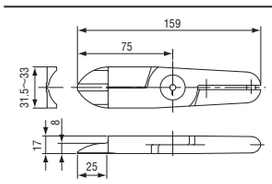	Order code No.	131470
	TYPE	N30AJL
	Weight	470g
	Opened blade-to blade distance	19mm
	Cutting capacity (soft resin)	ϕ8

Drawing	Specifications	
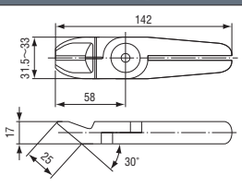	Order code No.	130730
	TYPE	N30PF
	Weight	415g
	Opened blade-to blade distance	15mm
	Cutting capacity (soft resin)	ϕ10
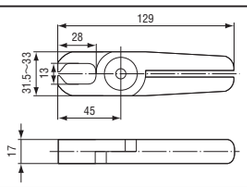	Order code No.	130729
	TYPE	N30AE
	Weight	440g
	Opened blade-to blade distance	12mm
	Cutting capacity (soft resin)	ϕ10
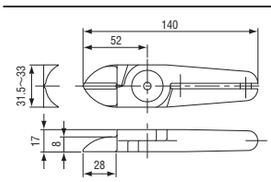	Order code No.	130795
	TYPE	N30AJ
	Weight	370g
	Opened blade-to blade distance	11mm
	Cutting capacity (soft resin)	ϕ10

▶ Blade Springs



Order code No.	060100
TYPE	GT-NR10L.20(N10L.N20 Spare Blade)
Supported nipper	NS/NR 10L、NS/NR/NB 20

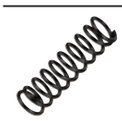

Order code No.	060101
TYPE	GT-NR30 (N30 Spare Blade)
Supported nipper	NS/NR/NB 30

Eins_CATALOG_V6_04-切る_EN.indd 21 2021/09/24 13:30:55

Heat Air Nipper (NTH Series／NKH Series)

Used for cutting large gate diameter products of direct gate or side gate.

▶ Excellent and without cracking.



Heat air nipper slide vertical

Order code No.	060353
TYPE	GT-NTH05

- Weight : 325g

Order code No.	060354
TYPE	GT-NTH10

- Weight : 515g
- Heater specification : 80W/120V Length 300mm
- Sensor specifications : K thermocouple Length 1000mm

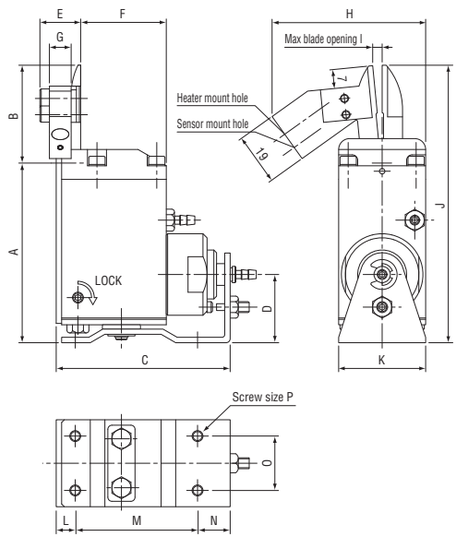

▶ Suitable for the gate cut of glass fiber/hard plastics.

▶ Excellent and without cracking



Flow controller type (job order production)

Order code No.	060355
TYPE	GT-NKH10

- Weight : 715g
- Heater specification : 80W/120V Length 300mm
- Sensor specifications : K thermocouple Length 1000mm



Air hydro type (job order production)

Order code No.	060356
TYPE	GT-NKH20

- Weight : 700g
- Heater specification : 80W/100V Length 300mm
- Sensor specifications : K thermocouple Length 300mm
- Hydro converter is required.
  Hydro converter(Recommended product) : KOGANEI CO.,LTD.
  type : AHC 32×50

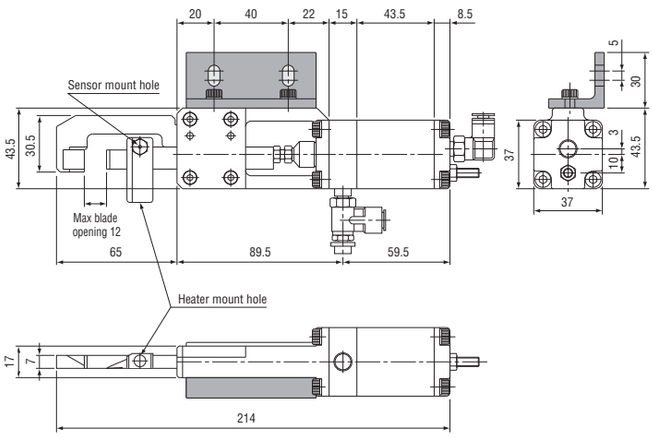

＊The drawing indicates GT-NKH10.

＊ Option (bracket)

● Delivery time runs about 30 days from the order date.

■ Dimensions (mm)

TYPE	GT-NTH05	GT-NTH10
A	66.1	83
B	36	47
C	64	73
D	25.1	29
E	15	16.2
F	31.5	37.5
G	8	8
H	56.5	63
I	3.5	4.5
J	102.1	130
K	32	38
L	7	8
M	45	53
N	12	12
O	20	24
P	M4	M4

▶ Desktop temperature controller for heat nipper



Desktop temperature controller for heat nipper

Order code No.	030492
TYPE	DTC-001

- Weight : 900g
- Power supply voltage : AC100-240V
- Power consumption:about 3W or 5VA (no-load condition)
- ＊Output capacity : 12 MAX (～1.2kw) resistance load
- Ambient operating tenperature:0-40℃ RH35-85% (non-condensing)
- The power supply voltage is output to the heater as it is, so check the heater voltage.
- power cable not included.

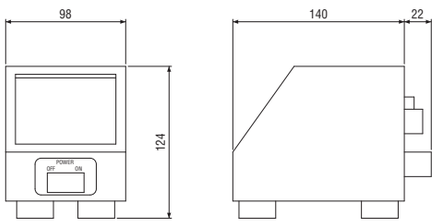

Eins_CATALOG_V6_04-切る_EN.indd 22 2021/09/24 13:34:02

Frame ／ Module











Jungle Gym ····· 5-2

- List of Jungle Gym ····· 5-3
- Jungle Gym SS • CFRP Pipe ／ Resin Fixture ····· 5-8
- Pipe End Cap ／ SS Pipe Cutter ／ Clip ····· 5-9
- Jangle Gym Series Parts (Connector) ····· 5-10
- Jangle Gym Series Parts (Bracket) ····· 5-13
- Jangle Gym Series Parts (Rotate) ····· 5-19
- Jangle Gym Series Parts (Sride) ····· 5-21
- Jangle Gym Series Parts (Washer) ····· 5-24
- Jangle Gym Series Parts (Nut ／ Bushing) ····· 5-25
- Base Frame Module ····· 5-26
- Suction Module ····· 5-30
- Gripper Module ····· 5-31
- Limit Switch Module ····· 5-33

Let's Joint ····· 5-34

- List of Let's Joint ····· 5-35
- Base Frame Module ····· 5-38
- Suction Module ····· 5-40
- Gripper Module ····· 5-41
- Limit Switch Module ····· 5-42

Rectangular Tube ····· 5-44

- Rectangular Tube ／ Pipe End Cap ····· 5-45
- Rectangular Tube Series Parts ····· 5-46

Base Aluminum Material ····· 5-48

Sliding Chuck ····· 5-50

Eins_CATALOG_V6_05-フレームモジュール_EN.indd 1 2021/09/21 17:09:26

Jungle Gym

- Features rigidity and weight reduction. Frame is made of thin-wall stainless. Connectors are made fro super Duralumin.
- Setup time is reduced, with easy adjustment of gripping components and frame.

Frame ／ Module



Grip



Cut



Suction





Tubing 6-1

Three Kinds of SS pies (ϕ8 / ϕ12 / ϕ20) are available for you to use as a base for your end of arm tool.
Determine extract method first. And choose your favorite parts from the product list.

■Example of using other components parts

- Suction cup + Suction stem + Rotation bracket + Cross connector





Order code No.	210193
TYPE	VAPH-15C



Order code No.	131173
TYPE	N01864-306



Order code No.	210974
TYPE	VFIL-S-5A



Order code No.	131099
TYPE	N01861-202

Eins_CATALOG_V6_05-ﾌﾚｰﾑﾓｼﾞｭｰﾙ_EN.indd 2 2021/09/22 13:44:14

List of Jungle Gym

Various parts can be attached to jungle gym SS ø8, ø12, and ø20.

Jungle gym



You can see moving images of products by using QR code reader of your smartphone.

■Specification

	Product name		Order code No. / TYPE	Page of details
Frame	Jungle gym SS pipe ϕ8		340905 / 8*0.6*500	5-8
			340906 / 8*0.6*1000	
			340907 / 8*0.6*1500	
	Jungle gym SS pipe ϕ12		271527 / 12*0.6*500	
			271528 / 12*0.6*1000	
			271529 / 12*0.6*1500	
	Jungle gym SS pipe ϕ20		281812 / 20*0.8*500	
			281813 / 20*0.8*1000	
			281814 / 20*0.8*1500	
	NEW Jungle gym CFRP pipe ϕ12		023361 / CFRP 12*1.5*1500	
	NEW Jungle gym CFRP pipe ϕ20		023362 / CFRP 20*1.5*1500	
Resin Fixture	Tie wrap base ϕ12		171210 / RCA12	
	Tie wrap base ϕ20		171211 / RCA20	
	Plastic Fixture ϕ12 (M4)		171212 / RCB12	
	Plastic Fixture ϕ20 (M4)		171213 / RCB20	
Pipe end cap	Pipe end cap ϕ8		171338 / R-CAP-8	5-9
	Pipe end cap ϕ12		171339 / R-CAP-12	
	Pipe end cap ϕ20		171340 / R-CAP-20	
Pipe cutter	SS pipe cutter		101206 / K-203	
	Spare blade for pipe cutter		101207 / K-203-1	

	Product name		Order code No. / TYPE	Page of details
Pipe cutter	Ratchet style tube cutter		197172 / TTCR-322T	5-9
	Replacement blade for ratchet style tube cutter		061138 / GFC-15NT	
Clip	Clip・TMA・ϕ20＊ϕ20		196559 / TMA-CL(20*20)	
	Clip・TMA・ϕ20＊ϕ12		196560 / TMA-CL(20*12)	
	Clip・TMA・ϕ12＊ϕ12		196561 / TMA-CL(12*12)	
	Clip・TMA・ϕ12＊ϕ8		196562 / TMA-CL(12*8)	
	Clip・TMA・ϕ8＊ϕ8		196563 / TMA-CL(8*8)	
	Clip・TMA・ϕ12＊ϕ10		196564 / TMA-CL(12*10)	
Connector	Cross connector ϕ8 ϕ8		131102 / N01861-207	5-10
	Cross connector ϕ12 ϕ8		131098 / N01861-201	
	Cross connector ϕ12 ϕ12		131099 / N01861-202	
	Cross connector ϕ20 ϕ12		131100 / N01861-204	
	Cross connector ϕ20 ϕ20		131101 / N01861-206	
	Cross connector・long・ϕ20 ϕ20	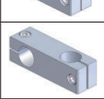	131573 / N01861-206B	
	Cross connector ϕ12 ϕ12 (rear entrance)		131569 / N01861-202A	
	Cross connector ϕ20 ϕ20 (rear entrance)	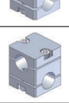	131570 / N01861-206A	
	NEW Floating Cross Connector ϕ12		054346 / F-CROSS-12	
	NEW Floating Cross Connector ϕ20		054347 / F-CROSS-20	
	T Connector＃1・ϕ8 ϕ8	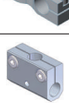	131108 / N01861-306	
	T Connector＃1・ϕ8 ϕ12		131105 / N01861-303	

Eins_CATALOG_V6_05-フレームモジュール_EN.indd 3 2021/09/21 17:09:31

List of Jungle Gym

	Product name		Order code No. / TYPE	Page of details
Connector	T Connector ＃1・φ12 φ8		131104 / N01861-302	5-11
	T Connector ＃1・φ12 φ12		131103 / N01861-301	
	T Connector ＃1・φ12 φ20		131109 / N01861-307	
	T Connector ＃1・φ20 φ12		131106 / N01861-304	
	T Connector ＃1・φ20 φ20		131107 / N01861-305	
	T Connector ＃2・φ8 φ8		131115 / N01861-406	
	T Connector ＃2・φ8 φ12		131112 / N01861-403	
	T Connector ＃2・φ12 φ8		131111 / N01861-402	
	T Connector ＃2・φ12 φ12		131110 / N01861-401	
	T Connector ＃2・φ12 φ20		131116 / N01861-407	5-12
	T Connector ＃2・φ20 φ12		131113 / N01861-404	
	T Connector ＃2・φ20 φ20		131114 / N01861-405	
	Parallel connector・φ8 φ8	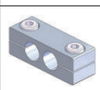	131096 / N01861-107	
	Parallel connector・φ8 φ12	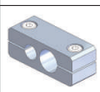	131092 / N01861-101	
	Parallel connector・φ12 φ12	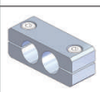	131093 / N01861-102	
	Parallel connector・φ20 φ12	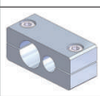	131094 / N01861-104	
	Parallel connector・φ20 φ20		131095 / N01861-106	
	Connector・for SSW		131097 / N01861-108	5-13

	Product name		Order code No. / TYPE	Page of details
Connector	NEW Floating Paraller Connector φ12		054344 / F-PARA-12	5-13
	NEW Floating Paraller Connector φ20		054345 / F-PARA-20	
	Straight connector・φ8		131488 / N01868-501	
	Straight connector・φ12		131489 / N01868-502	
	Straight connector・φ20	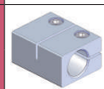	131490 / N01868-503	
Bracket	Access bracket・φ12・M6		131125 / N01862-210	
	Access bracket・φ20・M6		131126 / N01862-211	
	Attachment bracket・φ8・M5		131306 / N01862-208	
	Attachment bracket・φ8・M6		131121 / N01862-205	
	Attachment bracket・φ12・M5		131305 / N01862-204	
	Attachment bracket・φ12・M6		131118 / N01862-201	
	Attachment bracket・φ12・M8		131225 / N01862-213	5-14
	Attachment bracket・φ20・M6		131123 / N01862-207	
	Attachment bracket・φ20・M8		131226 / N01862-214	
	Suction bracket・φ8・M5		131122 / N01862-206	
	Suction bracket・φ8・M6		131124 / N01862-209	
	Suction bracket・φ12・M5		131119 / N01862-202	
	Suction bracket・φ12・M6		131127 / N01862-212	

Eins_CATALOG_V6_05-ﾌﾚｰﾑｰﾓｼﾞｭｰﾙ_EN.indd 4 2021/09/21 17:09:34

	Product name		Order code No. / TYPE	Page of details
Bracket	Suction bracket • φ12 • PT1/8		131120 / N01862-203	5-14
	Cylinder bracket • φ8		131075 / N01915-113	
	Cylinder bracket • φ12		131074 / N01915-112	5-15
	Cylinder bracket • φ20		131066 / N01915-103	
	Swing Bracket		131065 / N01915-102	
	Slide bracket • φ8	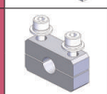	131151 / N01863-207	
	Slide bracket • φ12	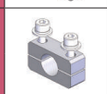	131145 / N01863-201	
	Slide bracket • φ20		131149 / N01863-205	
	Slide bracket • W • φ8		131217 / N01863-113	
	Slide bracket • W • φ12	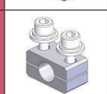	131128 / N01863-101	
	Slide bracket • W • φ20		131134 / N01863-111	
	Sensor bracket • φ12	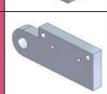	131189 / N01867-101	5-16
	Sensor bracket		131077 / N01915-201	
	Chuck bracket • TH • φ8		131188 / N01866-502	
	Chuck bracket • TH • φ12	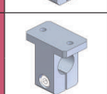	131187 / N01866-501	
	Chuck bracket • φ12	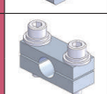	131067 / N01915-105	
	Nipper bracket • A	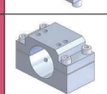	131078 / N01915-301	
	Nipper bracket • B	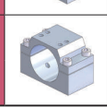	131216 / N01915-302	

	Product name		Order code No. / TYPE	Page of details
Bracket	Nipper bracket • C		131080 / N01915-303	5-16
	Nipper bracket • D		131081 / N01915-304	
	Nipper bracket • E		131082 / N01915-305	
	Bracket • L • φ8 • for UMCD		131180 / N01866-202	
	Bracket • L • φ12 • for MCD		131179 / N01866-201	
	Bracket • T • φ12 • for MCD		131176 / N01866-101	5-17
	Bracket • T • φ20 • for MCD		131554 / N01866-103A	
	Bracket • T • φ8 • for UMCD	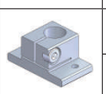	131177 / N01866-102	
	Bracket • TH • φ8 • for UMCD	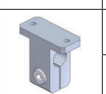	131182 / N01866-302	
	Bracket • TH • φ12 • for MCD	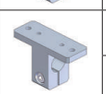	131181 / N01866-301	
	Bracket • TH • φ20 • for MCD	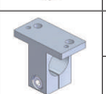	131183 / N01866-303	5-18
	Bracket • TV • φ8 • for UMCD	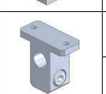	131185 / N01866-402	
	Bracket • TV • φ12 • for MCD	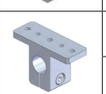	131184 / N01866-401	
	Bracket • TV • φ20 • for MCD	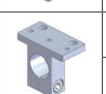	131186 / N01866-403	
	Bracket • φ8	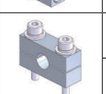	131073 / N01915-111	
	Bracket • φ12	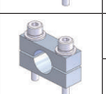	131071 / N01915-109	
	Bracket • φ20	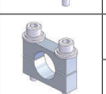	131072 / N01915-110	
	Bracket • W • φ8	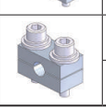	131070 / N01915-108	

Eins_CATALOG_V6_05-フレームモジュール_EN.indd 5 2021/09/21 17:09:37

List of Jungle Gym

	Product name		Order code No. / TYPE	Page of details
Bracket	Bracket・W・φ12		131068 / N01915-106	5-18
Bracket	Bracket・W・φ20		131069 / N01915-107	5-19
Bracket	Bracket・NCON		131083 / N01915-401	5-19
Bracket	Rotation bracket・φ20		131064 / N01915-101	5-19
Bracket	Rotation bracket・M10・8A	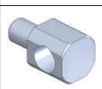	131434 / N01864-305	5-19
Bracket	Rotation bracket・M12・12A	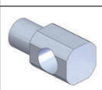	131173 / N01864-306	5-19
Bracket	Rotation bracket・M17・20A		131174 / N01864-307	5-19
Bracket	Rotation bracket・PT1/8・8A		131175 / N01864-401	5-19
Bracket	Rotation bracket・φ8・8A		131170 / N01864-303	5-19
Bracket	Rotation bracket・φ8・8B		131606 / N01864-103A	5-19
Bracket	Rotation bracket・φ8・M5A		131164 / N01864-202	5-20
Bracket	Rotation bracket・φ8・M10A		131435 / N01864-201	5-20
Bracket	Rotation bracket・φ8・M12A		131433 / N01864-205	5-20
Bracket	Rotation bracket・φ12・PT1/8A		131166 / N01864-204	5-20
Bracket	Rotation bracket・φ12・8A		131169 / N01864-302	5-20
Bracket	Rotation bracket・φ12・8B		131600 / N01864-101A	5-20
Bracket	Rotation bracket・φ12・12A	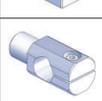	131168 / N01864-301	5-20
Bracket	Rotation BKT・φ12・12AL		131567 / N01864-301L	5-20

	Product name		Order code No. / TYPE	Page of details
Bracket	Rotation bracket・φ12・12B		131605 / N01864-102A	5-20
Bracket	Rotation bracket・φ20・20A		131171 / N01864-304	5-20
Bracket	Rotation BKT・φ20・20AL		131568 / N01864-304L	5-20
Rotation	Suction rotate ＃A・φ8	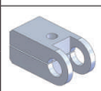	131194 / N01868-104	5-21
Rotation	Suction rotate ＃A・φ12	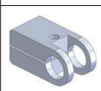	131191 / N01868-101	5-21
Rotation	Suction rotate ＃B・M5・φ12		131192 / N01868-102	5-21
Bracket	Slide bracket 40・M3	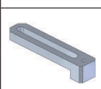	131158 / N01863-214	5-21
Bracket	Slide bracket 40・M5		131147 / N01863-203	5-21
Bracket	Slide bracket 40・M6		131156 / N01863-212	5-21
Bracket	Slide bracket 40・PT1/8		131154 / N01863-210	5-21
Bracket	Slide bracket 40・W・M10	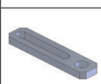	131139 / N01863-117	5-21
Bracket	Slide bracket 40・W・M12	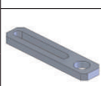	131140 / N01863-118	5-21
Bracket	Slide bracket 40・W・M17	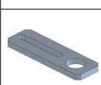	131143 / N01863-122	5-22
Bracket	Slide bracket 40・φ8		131152 / N01863-208	5-22
Bracket	Slide bracket 40・W・φ8	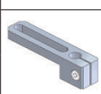	131131 / N01863-106	5-22
Bracket	Slide bracket 40・W・φ12	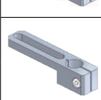	131132 / N01863-107	5-22
Bracket	Slide bracket 40・W・φ20	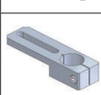	131137 / N01863-114	5-22
Bracket	Slide bracket 40・T・W・φ8		230051 / XL0005-102	5-22

Eins_CATALOG_V6_05-ﾌﾚｰﾑ･ﾓｼﾞｭｰﾙ_EN.indd 6 2021/09/21 17:09:40

	Product name		Order code No. / TYPE	Page of details
Bracket	Slide bracket 40・T・φ8		230056 / XL0005-107	5-22
	Slide bracket 40・T・φ12	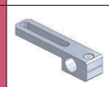	230052 / XL0005-103	
	Slide bracket 40・T・φ20	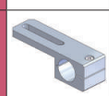	230054 / XL0005-105	
	Slide bracket 70・M3	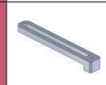	131159 / N01863-217	5-23
	Slide bracket 70・M5		131148 / N01863-204	
	Slide bracket 70・M6	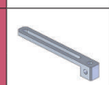	131157 / N01863-213	
	Slide bracket 70・PT1/8	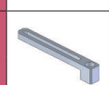	131155 / N01863-211	
	Slide bracket 70・W・M10		131141 / N01863-120	
	Slide bracket 70・W・M12		131142 / N01863-121	
	Slide bracket 70・W・M17		131144 / N01863-124	
	Slide bracket 70・φ8		131153 / N01863-209	
	Slide bracket 70・W・φ8	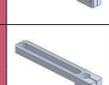	131133 / N01863-110	
	Slide bracket 70・W・φ12	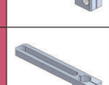	131130 / N01863-103	5-24
	Slide bracket 70・W・φ20	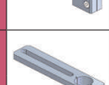	131138 / N01863-115	
	Slide bracket 70・T・W・φ8	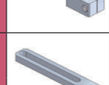	230053 / XL0005-104	
	Slide bracket 70・T・φ8		230057 / XL0005-108	
	Slide bracket 70・T・φ12	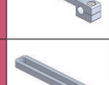	230050 / XL0005-101	
	Slide bracket 70・T・φ20	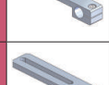	230055 / XL0005-106	

	Product name		Order code No. / TYPE	Page of details
Washer	Slide washer・φ8 / φ12		131146 / N01863-202	5-24
	Slide washer・W・φ8 / φ12		131129 / N01863-102	
	Slide washer・φ20	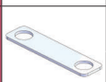	131150 / N01863-206	
	Slide washer・W・φ20		131135 / N01863-112	
Nut plate	Nut plate for slide bracket		023197 / CP-076	
Nut	Bushing nut・φ8・M5		131200 / N01868-401	5-25
	Bushing nut・φ8・M6		131206 / N01868-410	
	Bushing nut・φ12・M5		131202 / N01868-403	
	Bushing nut・φ12・M10		131201 / N01868-402	
	Bushing nut・φ12・PT1/8		131207 / N01868-411	
	Bushing nut・φ20・M12		131205 / N01868-409	
	Bushing nut・φ20・PT1/8		131199 / N01868-305	
	Bushing nut・M5-M3		131204 / N01868-407	
Bushing	Bushing・φ12 φ8	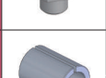	131196 / N01868-301	
	Bushing・φ20 φ8		131197 / N01868-302	
	Bushing・φ20 φ12		131198 / N01868-303	

Eins_CATALOG_V6_05-フレームモジュール_EN.indd 7 2021/09/21 17:09:43

Jungle Gym SS・CFRP Pipe ／ Resin Fixture

Using thin-walled stainless steel pipes allows weight reduction and structural rigidity.



Jungle gym SS pipe ϕ 8

Order code No.	340905
TYPE	8*0.6*500

● Weight : 56g

Order code No.	340906
TYPE	8*0.6*1000

● Weight : 112g

Order code No.	340907
TYPE	8*0.6*1500

● Weight : 144g



Jungle gym SS pipe ϕ 12

Order code No.	271527
TYPE	12*0.6*500

● Weight : 88g

Order code No.	271528
TYPE	12*0.6*1000

● Weight : 169g

Order code No.	271529
TYPE	12*0.6*1500

● Weight : 250g



Jungle gym SS pipe ϕ 20

Order code No.	281812
TYPE	20*0.8*500

● Weight : 172g

Order code No.	281813
TYPE	20*0.8*1000

● Weight : 352g

Order code No.	281814
TYPE	20*0.8*1500

● Weight : 543g



Jungle gym CFRP pipe ϕ 12

Order code No.	023361
TYPE	CFRP 12*1.5*1500

● Weight : 121g

Jungle gym CFRP pipe ϕ 20

Order code No.	023362
TYPE	CFRP 20*1.5*1500

● Weight : 200g

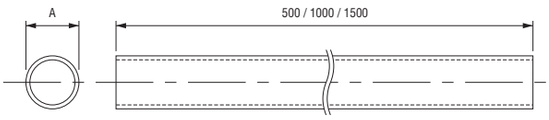

■ Specification

Product name	A	Thickness	Material	Outside diameter tolerance
Jungle gym SS pipeϕ8	ϕ 8	0.6mm	SUS304	0 ～－0.06
Jungle gym SS pipeϕ12	ϕ 12			
Jungle gym SS pipeϕ20	ϕ 20	0.8mm		0 ～－0.10
Jungle gym CFRP pipeϕ12	ϕ 12	1.5mm	CFRP	－0.05 ～ －0.15 *
Jungle gym CFRP pipeϕ20	ϕ 20			

*The tolerance of outside diameter is a rough standard.



Tie wrap base ϕ 12

Order code No.	171210
TYPE	RCA12

● Weight : 5g

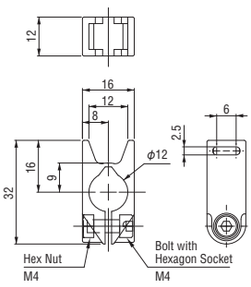



Tie wrap base ϕ 20

Order code No.	171211
TYPE	RCA20

● Weight : 7g

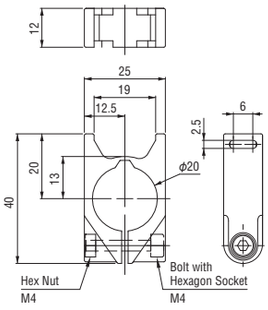



Plastic Fixture ϕ 12 (M4)

Order code No.	171212
TYPE	RCB12

● Weight : 6g

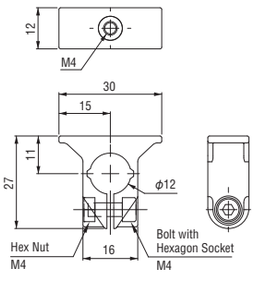



Plastic Fixture ϕ 20 (M4)

Order code No.	171213
TYPE	RCB20

● Weight : 9g

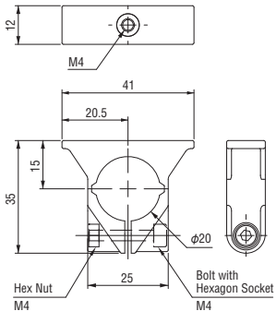

Eins_CATALOG_V6_05-フレームモジュール_EN.indd 8 2021/09/21 17:09:44

Pipe End Cap ／ SS Pipe Cutter ／ Clip

Caps, pipe cutters, and clips compatible with SUS / CFRP pipes.

● Use Semedine Super X Series to fix the pipe end cap to jungle gym SS pipe.



Pipe end cap ϕ8

Order code No.	171338
TYPE	R-CAP-8

● Weight : 0.2g

Pipe end cap ϕ12

Order code No.	171339
TYPE	R-CAP-12

● Weight : 0.4g

Pipe end cap ϕ20

Order code No.	171340
TYPE	R-CAP-20

● Weight : 3.0g



SS pipe cutter

Order code No.	101206
TYPE	K-203

● Weight : 205g
● Coping with stainless steel pipe, capper tubes

Spare blade for pipe cutter

Order code No.	101207
TYPE	K-203-1

● Weight : 3g
● Pipe cutter (K-203) spare blade



Clip • TMA • ϕ20 ∗ ϕ20

Order code No.	196559
TYPE	TMA-CL (20*20)

● Weight : 270g

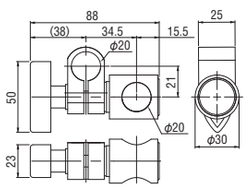

Clip • TMA • ϕ20 ∗ ϕ12

Order code No.	196560
TYPE	TMA-CL (20*12)

● Weight : 160g

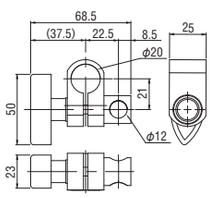

Clip • TMA • ϕ12 ∗ ϕ12

Order code No.	196561
TYPE	TMA-CL (12*12)

● Weight : 75g

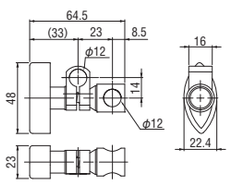

Clip • TMA • ϕ12 ∗ ϕ8

Order code No.	196562
TYPE	TMA-CL (12*8)

● Weight : 85g

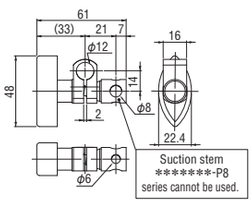

Clip • TMA • ϕ8 ∗ ϕ8

Order code No.	196563
TYPE	TMA-CL (8*8)

● Weight : 55g

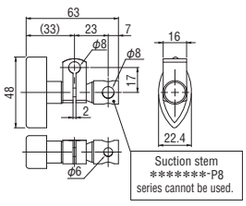

Clip • TMA • ϕ12 ∗ ϕ10

Order code No.	196564
TYPE	TMA-CL (12*10)

● Weight : 62g

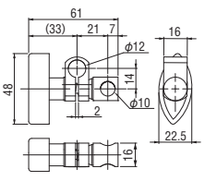

How to use

1 When you turn the handle clockwise, the blade moves forward, when you turn the handle counterclockwise, the blade moves backward.Put the pipe onto the two rollers parallel as shown .Turn the handle to the point where the blade contacts with the pipe. Turn the handle to the point where the blade contacts with the pipe.

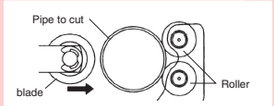

2 Take the pipe as center and rotate the pipe cutter in the direction of the arrow in the figure. Turn the handle clockwise a little by one rotation, and move the blade forward. Repeat the operation, the pipe will be cut off.





Ratchet style Tube cutter

Order code No.	197172
TYPE	TTCR-322T

● Weight : 270g
● Applicable to pipes of copper, aluminum, brass and vinyl chloride. Because of the automatic transport function, it will be cut beautifully.



Ratchet style replacement blade for tube cutter

Order code No.	061138
TYPE	GFC-15NT

● Weight : 3g
● Replacement blade exclusively for the tuber cutter (TTCR-322T)

Eins_CATALOG_V6_05-ﾌﾚｰﾑﾓｼﾞｭｰﾙ_EN.indd 9 2021/09/21 17:09:45

Jungle Gym Series Parts

Various parts can be attached to jungle gym SS ϕ8, ϕ12, and ϕ20.

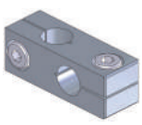

Cross connector • ϕ8 ϕ8

Order code No.	131102
TYPE	N01861-207

● Weight : 9.0g

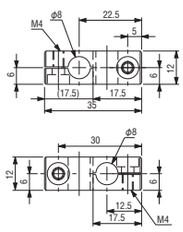

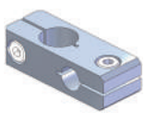

Cross connector • ϕ12 ϕ8

Order code No.	131098
TYPE	N01861-201

● Weight : 16.8g

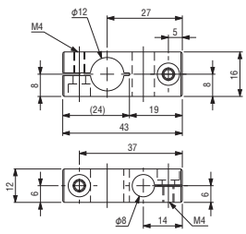

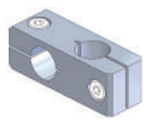

Cross connector • ϕ12 ϕ12

Order code No.	131099
TYPE	N01861-202

● Weight : 20.5g

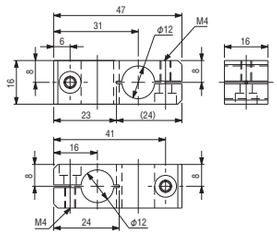



Cross connector • ϕ20 ϕ12

Order code No.	131100
TYPE	N01861-204

● Weight : 72.0g

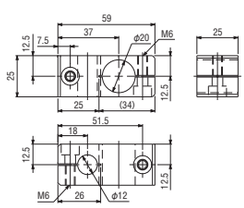



Cross connector • ϕ20 ϕ20

Order code No.	131101
TYPE	N01861-206

● Weight : 50.3g

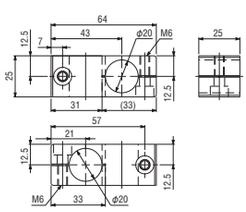



Cross connector • long • ϕ20 ϕ20

Order code No.	131573
TYPE	N01861-206B

● Weight : 109.0g

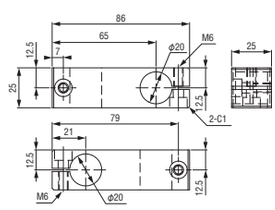

▶ Convenient for addition of components after assembly.



Cross connector • ϕ12 ϕ12 (rear entrance)

Order code No.	131569
TYPE	N01861-202A

● Weight : 11.0g

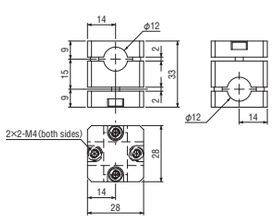

▶ Convenient for addition of components after assembly.



Cross connector • ϕ20 ϕ20 (rear entrance)

Order code No.	131570
TYPE	N01861-206A

● Weight : 30.0g

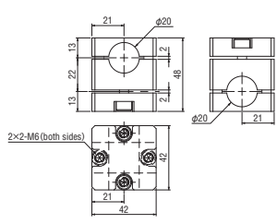

NEW



Floating Cross Connector ϕ12

Order code No.	054346
TYPE	F-CROSS-12

● Weight : 45.0g

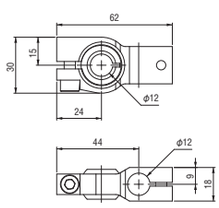

NEW



Floating Cross Connector ϕ20

Order code No.	054347
TYPE	F-CROSS-20

● Weight : 72.0g

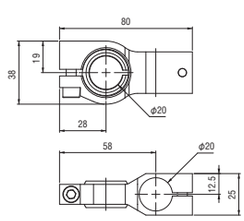



T Connector#1 • ϕ8 ϕ8

Order code No.	131108
TYPE	N01861-306

● Weight : 12.5g

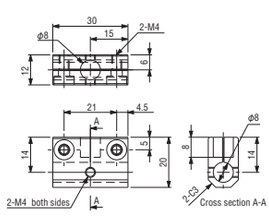



T Connector#1 • ϕ8 ϕ12

Order code No.	131105
TYPE	N01861-303

● Weight : 22.6g

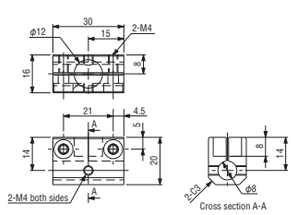

Eins_CATALOG_V6_05-フレームモジュール_EN.indd 10 2021/09/21 17:09:47



T Connector # 1 • φ12 φ8

Order code No.	131104
TYPE	N01861-302

● Weight : 18.7g

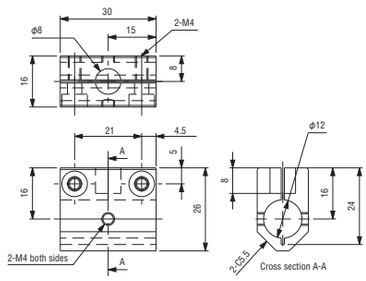



T Connector # 1 • φ12 φ12

Order code No.	131103
TYPE	N01861-301

● Weight : 17.5g

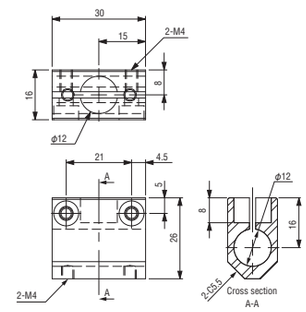



T Connector # 1 • φ12 φ20

Order code No.	131109
TYPE	N01861-307

● Weight : 57.8g

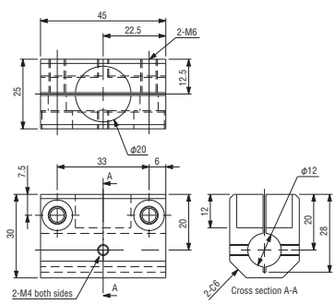



T Connector # 1 • φ20 φ12

Order code No.	131106
TYPE	N01861-304

● Weight : 62.4g

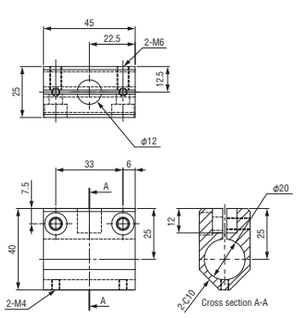



T Connector # 1 • φ20 φ20

Order code No.	131107
TYPE	N01861-305

● Weight : 55.9g

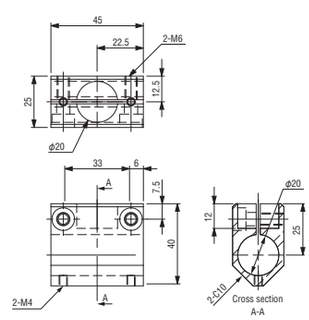



T Connector # 2 • φ8 φ8

Order code No.	131115
TYPE	N01861-406

● Weight : 14.6g

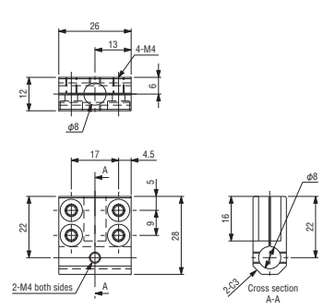



T Connector # 2 • φ8 φ12

Order code No.	131112
TYPE	N01861-403

● Weight : 30.8g

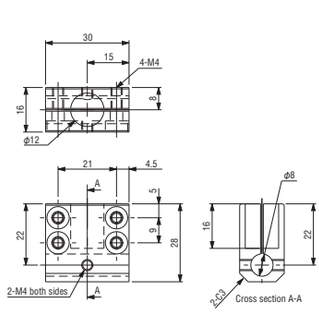



T Connector # 2 • φ12 φ8

Order code No.	131111
TYPE	N01861-402

● Weight : 28.3g

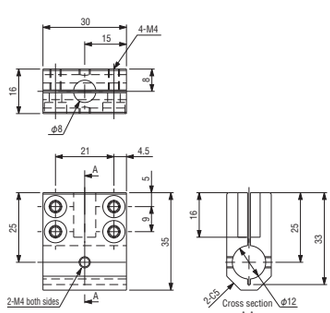

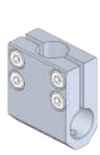

T Connector # 2 • φ12 φ12

Order code No.	131110
TYPE	N01861-401

● Weight : 25.7g

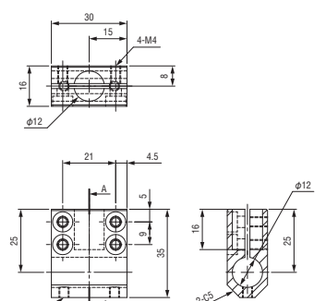

Eins_CATALOG_V6_05-フレームモジュール_EN.indd 11 2021/09/21 17:09:49

Jungle Gym Series Parts



T Connector # 2 • φ12 φ20

Order code No.	131116
TYPE	N01861-407

● Weight : 87.2g

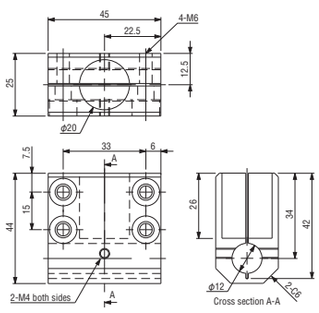



T Connector # 2 • φ20 φ12

Order code No.	131113
TYPE	N01861-404

● Weight : 107.4g

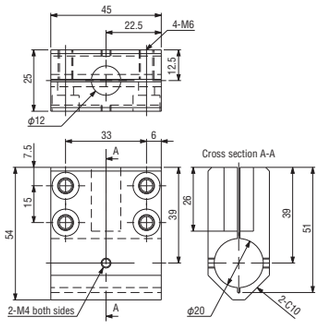



T Connector # 2 • φ20 φ20

Order code No.	131114
TYPE	N01861-405

● Weight : 77.3g

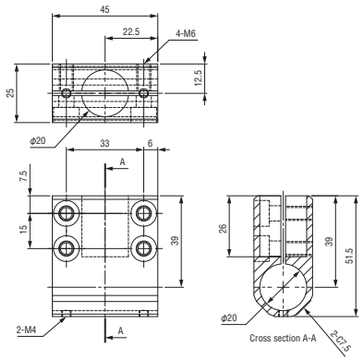

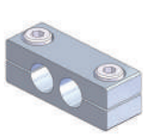

Parallel connector • φ8 φ8

Order code No.	131096
TYPE	N01861-107

● Weight : 9.1g

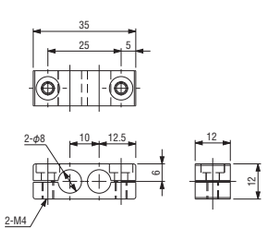

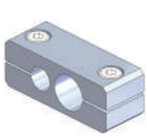

Parallel connector • φ8 φ12

Order code No.	131092
TYPE	N01861-101

● Weight : 20.6g

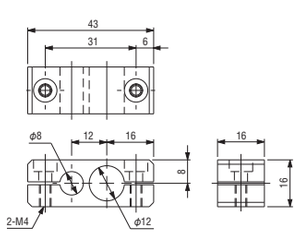

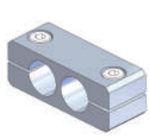

Parallel connector • φ12 φ12

Order code No.	131093
TYPE	N01861-102

● Weight : 18.6g

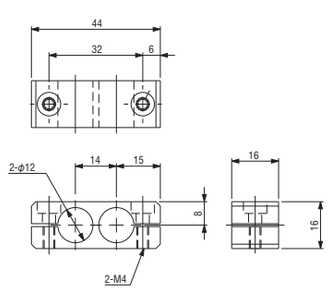



Parallel connector • φ20 φ12

Order code No.	131094
TYPE	N01861-104

● Weight : 67.2g

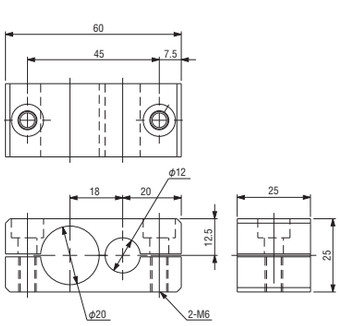



Parallel connector • φ20 φ20

Order code No.	131095
TYPE	N01861-106

● Weight : 60.7g

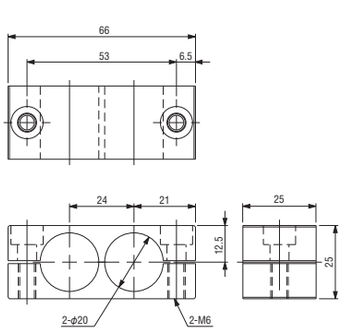

Eins_CATALOG_V6_05-フレームモジュール_EN.indd 12 2021/09/21 17:09:50

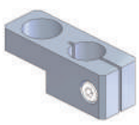

Connector • for SSW

Order code No.	131097
TYPE	N01861-108

● Weight : 15.5g

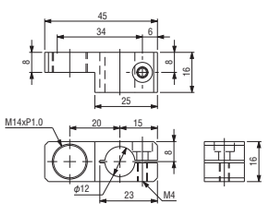

NEW



Floating Paraller Connector ϕ12

Order code No.	054344
TYPE	F-PARA-12

● Weight : 40.0g

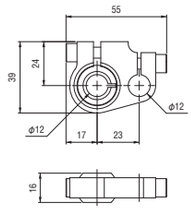

NEW



Floating Paraller Connector ϕ20

Order code No.	054345
TYPE	F-PARA-20

● Weight : 56.0g

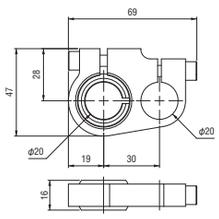

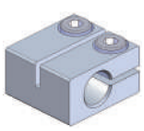

Straight connector • ϕ8

Order code No.	131488
TYPE	N01868-501

● Weight : 12.2g

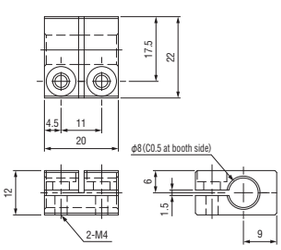

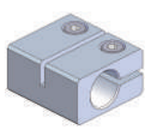

Straight connector • ϕ12

Order code No.	131489
TYPE	N01868-502

● Weight : 26.8g

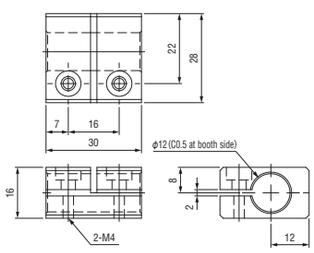



Straight connector • ϕ20

Order code No.	131490
TYPE	N01868-503

● Weight : 102.1g

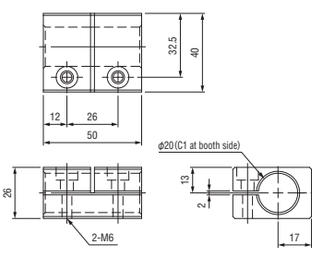



Access bracket • ϕ12 • M6

Order code No.	131125
TYPE	N01862-210

● Weight : 41.5g

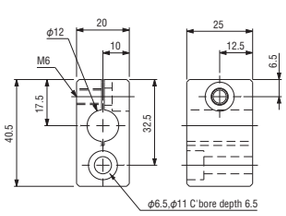



Access bracket • ϕ20 • M6

Order code No.	131126
TYPE	N01862-211

● Weight : 50.8g

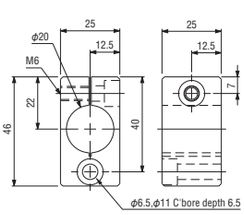



Attachment bracket • ϕ8 • M5

Order code No.	131306
TYPE	N01862-208

● Weight : 15.0g

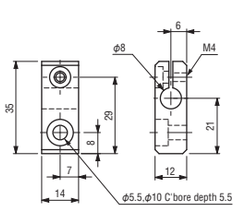



Attachment bracket • ϕ8 • M6

Order code No.	131121
TYPE	N01862-205

● Weight : 11.1g

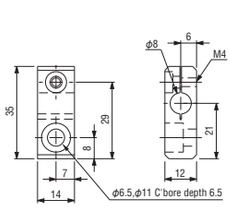

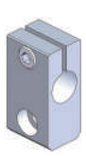

Attachment bracket • ϕ12 • M5

Order code No.	131305
TYPE	N01862-204

● Weight : 30.0g

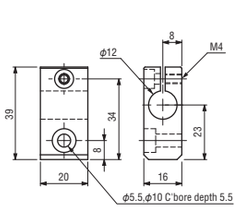



Attachment bracket • ϕ12 • M6

Order code No.	131118
TYPE	N01862-201

● Weight : 24.1g

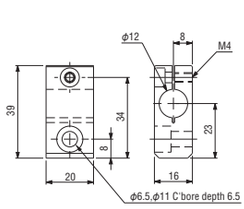

Eins_CATALOG_V6_05-フレームモジュール_EN.indd 13 2021/09/21 17:09:51

Jungle Gym Series Parts



Attachment bracket • φ12 • M8

Order code No.	131225
TYPE	N01862-213

● Weight : 41.5g

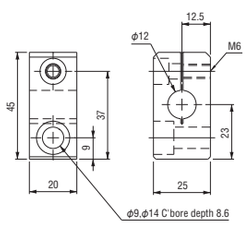



Attachment bracket • φ20 • M6

Order code No.	131123
TYPE	N01862-207

● Weight : 44.7g

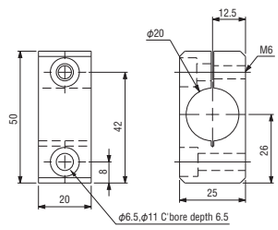



Attachment bracket • φ20 • M8

Order code No.	131226
TYPE	N01862-214

● Weight : 50.7g

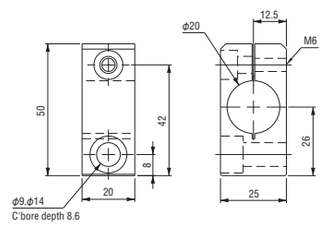



Suction bracket • φ8 • M5

Order code No.	131122
TYPE	N01862-206

● Weight : 8.1g

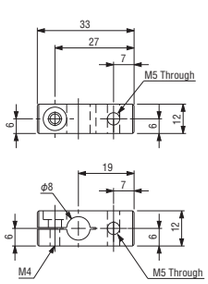



Suction bracket • φ8 • M6

Order code No.	131124
TYPE	N01862-209

● Weight : 7.8g ● M6 (fine)

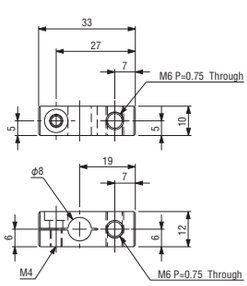

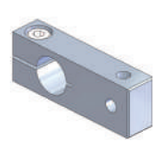

Suction bracket • φ12 • M5

Order code No.	131119
TYPE	N01862-202

● Weight : 15.7g

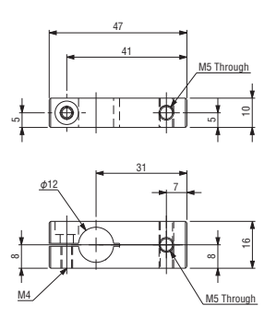

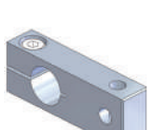

Suction bracket • φ12 • M6

Order code No.	131127
TYPE	N01862-212

● Weight : 15.4g ● M6 (fine)

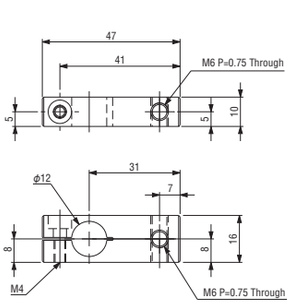



Suction bracket • φ12 • PT1/8

Order code No.	131120
TYPE	N01862-203

● Weight : 24.1g

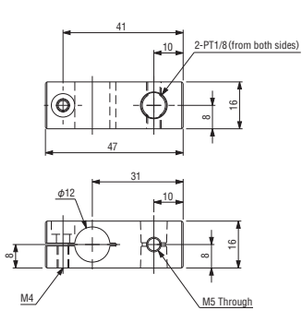



Cylinder bracket • φ8

Order code No.	131075
TYPE	N01915-113

● Weight : 44g

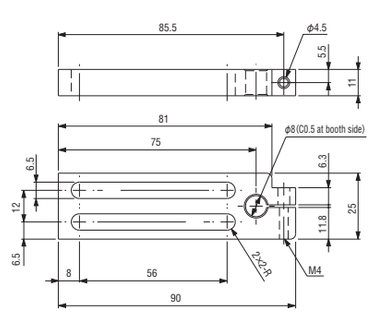

Eins_CATALOG_V6_05-フレームモジュール_EN.indd 14 2021/09/21 17:09:53

Cylinder bracket • ϕ12



Order code No.	131074
TYPE	N01915-112

● Weight : 45g

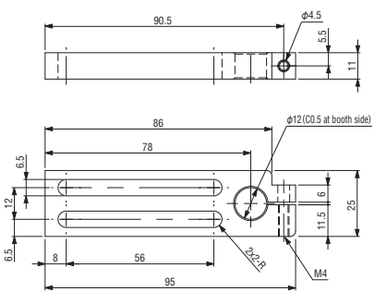

Cylinder bracket • ϕ20



Order code No.	131066
TYPE	N01915-103

● Weight : 49g

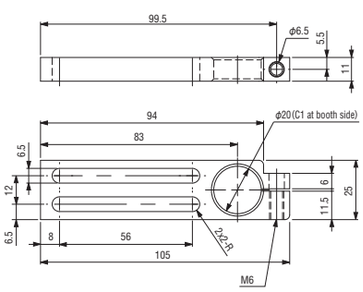

Swing Bracket



Order code No.	131065
TYPE	N01915-102

● Weight : 32.1g

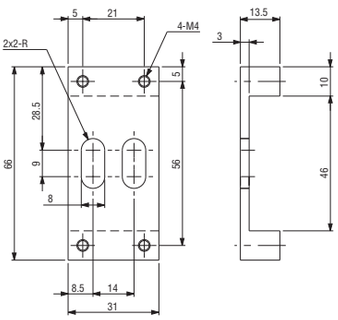

Slide bracket • ϕ8



Order code No.	131151
TYPE	N01863-207

● Weight : 10.4g

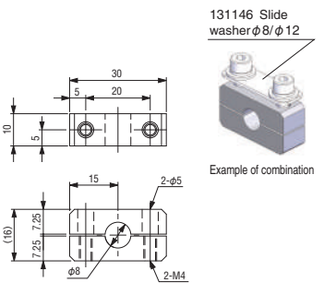

Slide bracket • ϕ12



Order code No.	131145
TYPE	N01863-201

● Weight : 8.5g

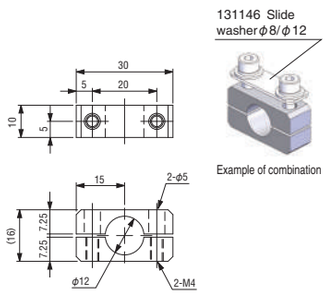

Slide bracket • ϕ20

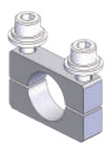

Order code No.	131149
TYPE	N01863-205

● Weight : 15.0g

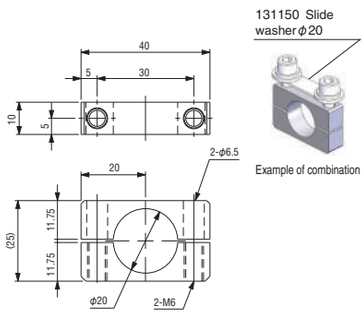

Slide bracket • W • ϕ8



Order code No.	131217
TYPE	N01863-113

● Weight : 12.0g

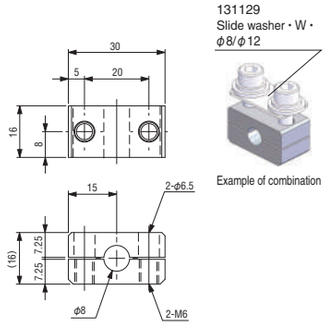

Slide bracket • W • ϕ12



Order code No.	131128
TYPE	N01863-101

● Weight : 13.3g

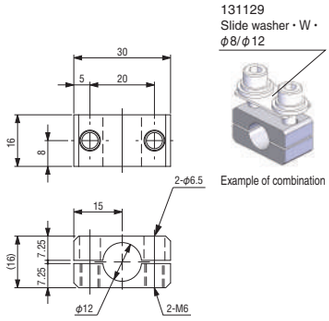

Slide bracket • W • ϕ20



Order code No.	131134
TYPE	N01863-111

● Weight : 26.2g

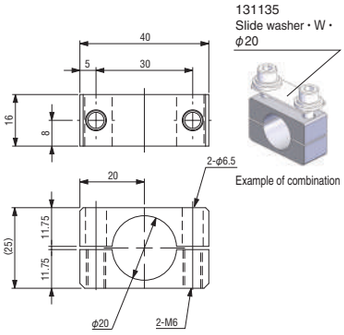

Eins_CATALOG_V6_05-フレームモジュール_EN.indd 15 2021/09/21 17:09:55

Jungle Gym Series Parts

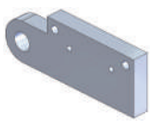

Sensor bracket • ϕ12

Order code No.	131189
TYPE	N01867-101

● Weight : 9.2g

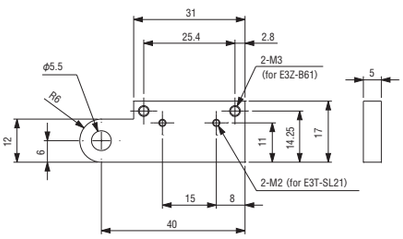

Sensor Mounting Example ①

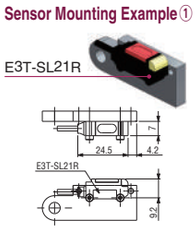

Sensor Mounting Example ②

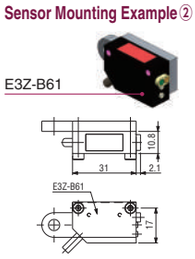

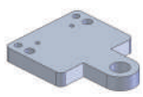

Sensor bracket

Order code No.	131077
TYPE	N01915-201

● Weight : 12.6g

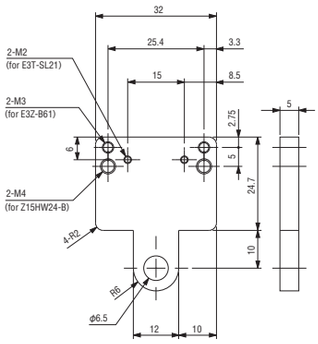

Sensor Mounting Example ①

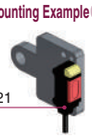

Sensor Mounting Example ②

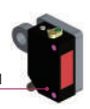



Chuck bracket • TH • ϕ8

Order code No.	131188
TYPE	N01866-502

● Weight : 8.6g
● If base frame ϕ8 is used, this product may be loosened and rotated.

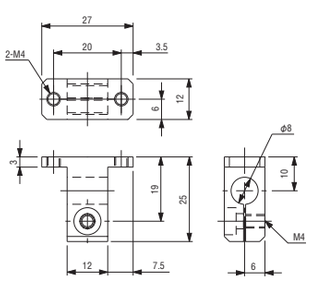



Chuck bracket • TH • ϕ12

Order code No.	131187
TYPE	N01866-501

● Weight : 18.3g

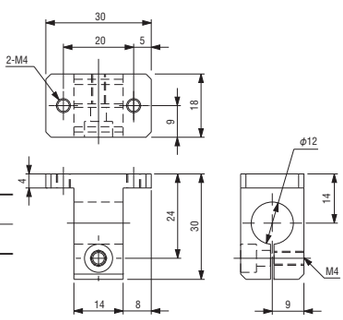



Chuck bracket • ϕ12

Order code No.	131067
TYPE	N01915-105

● Weight : 19.6g

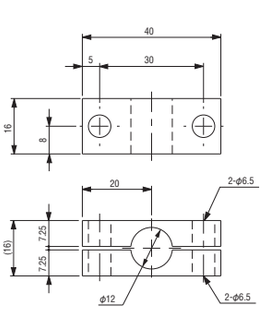



Nipper bracket • A

Order code No.	131078
TYPE	N01915-301

● Weight : 208.8g

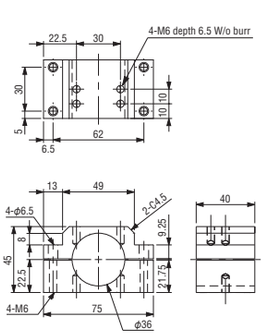



Nipper bracket • B

Order code No.	131216
TYPE	N01915-302

● Weight : 198.4g

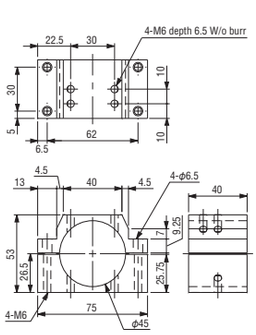



Nipper bracket • C

Order code No.	131080
TYPE	N01915-303

● Weight : 241.3g

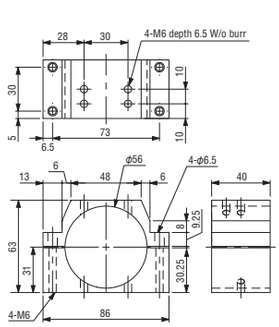

Eins_CATALOG_V6_05-フレームモジュール_EN.indd 16 2021/09/21 17:09:56



Nipper bracket • D

Order code No.	131081
TYPE	N01915-304

- Weight : 109.4g
- for NW-10、NW-20、GT-NT3

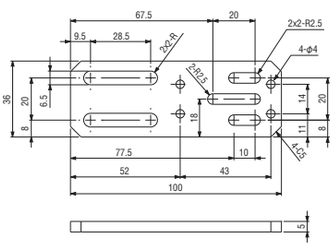



Nipper bracket • E

Order code No.	131082
TYPE	N01915-305

- Weight : 214.0g
- for NW-35、GT-NT05、GT-NT10、GT-NT20

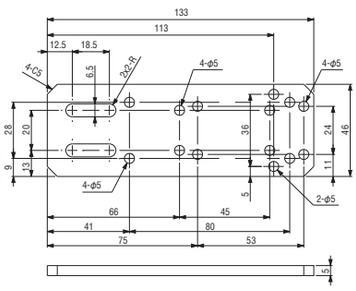



Bracket • L • ϕ8 • for UMCD

Order code No.	131180
TYPE	N01866-202

- Weight : 9.3g
- If base frame ϕ8 is used, this product may be loosened and rotated.
- Check bolt length.

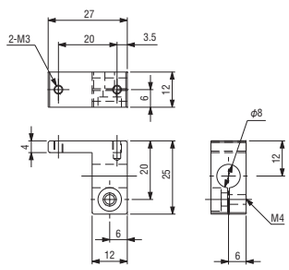



Bracket • L • ϕ12 • for MCD

Order code No.	131179
TYPE	N01866-201

- Weight : 21.8g
- Check bolt length.

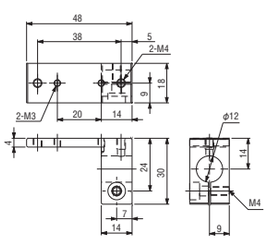



Bracket • T • ϕ12 • for MCD

Order code No.	131176
TYPE	N01866-101

- Weight : 19.3g

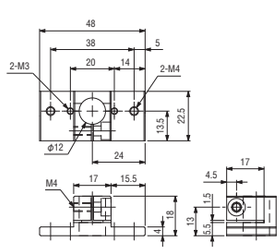



Bracket • T • ϕ20 • for MCD

Order code No.	131554
TYPE	N01866-103A

- Weight : 49.0g

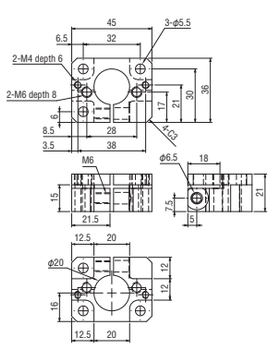



Bracket • T • ϕ8 • for UMCD

Order code No.	131177
TYPE	N01866-102

- Weight : 6.1g
- If base frame ϕ8 is used, this product may be loosened and rotated.

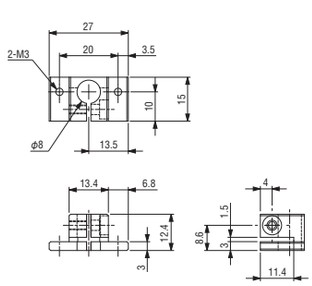



Bracket • TH • ϕ8 • for UMCD

Order code No.	131182
TYPE	N01866-302

- Weight : 8.2g
- If base frame ϕ8 is used, this product may be loosened and rotated.
- Check bolt length.

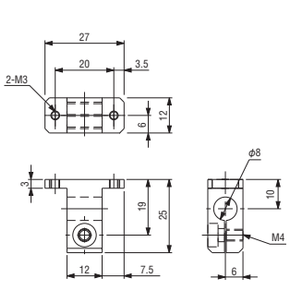



Bracket • TH • ϕ12 • for MCD

Order code No.	131181
TYPE	N01866-301

- Weight : 21.8g
- Check bolt length.

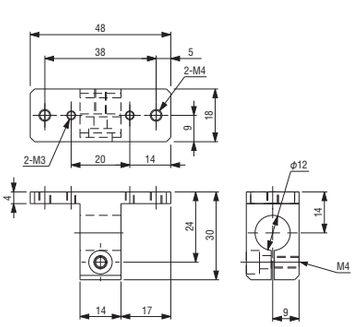

Eins_CATALOG_V6_05-フレームモジュール_EN.indd 17 2021/09/21 17:09:58

Jungle Gym Series Parts



Bracket • TH • ϕ20 • for MCD

Order code No.	131183
TYPE	N01866-303

- Weight : 40.6g
- Check the length of mounting bolt for mini cylinder.
- There may be interference between pipe and bolt when you attach mini container cylinder.

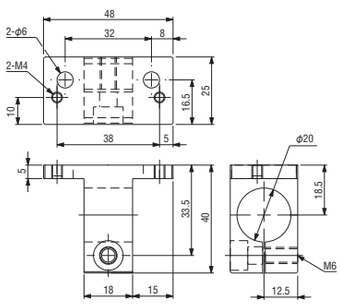



Bracket • TV • ϕ8 • for UMCD

Order code No.	131185
TYPE	N01866-402

- Weight : 8.7g
- If base frame ϕ8 is used, this product may be loosened and rotated.

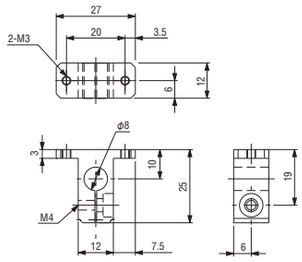



Bracket • TV • ϕ12 • for MCD

Order code No.	131184
TYPE	N01866-401

- Weight : 25.6g

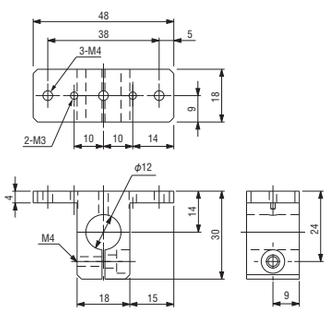



Bracket • TV • ϕ20 • for MCD

Order code No.	131186
TYPE	N01866-403

- Weight : 35.9g

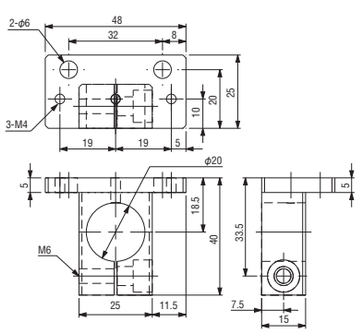

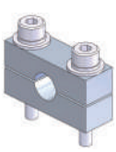

Bracket • ϕ8

Order code No.	131073
TYPE	N01915-111

- Weight : 10.0g

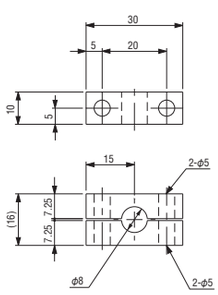

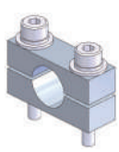

Bracket • ϕ12

Order code No.	131071
TYPE	N01915-109

- Weight : 8.2g

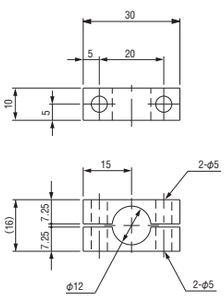

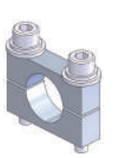

Bracket • ϕ20

Order code No.	131072
TYPE	N01915-110

- Weight : 16.1g

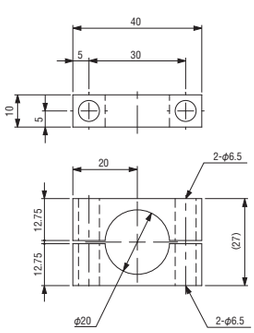



Bracket • W • ϕ8

Order code No.	131070
TYPE	N01915-108

- Weight : 15.8g

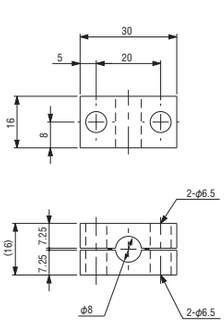

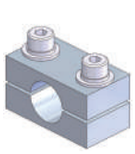

Bracket • W • ϕ12

Order code No.	131068
TYPE	N01915-106

- Weight : 12.9g

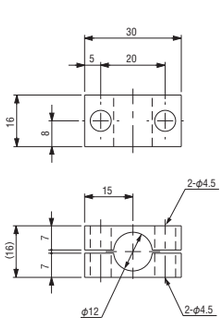

Eins_CATALOG_V6_05-フレームモジュール_EN.indd 18 2021/09/21 17:09:59



Bracket • W • φ20

Order code No.	131069
TYPE	N01915-107

● Weight : 28.6g

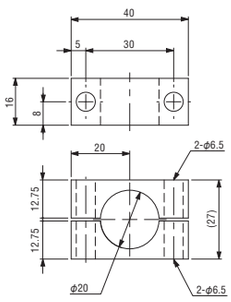



Bracket • NCON

Order code No.	131083
TYPE	N01915-401

● Weight : 153.7g
● for NCON-20W、40W、80W

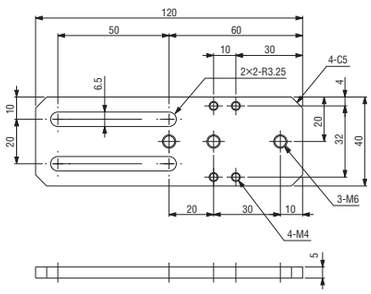

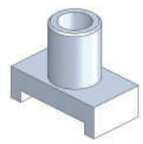

Rotation bracket • φ20

Order code No.	131064
TYPE	N01915-101

● Weight : 8.9g

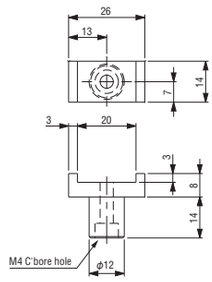



Rotation bracket • M10 • 8A

Order code No.	131434
TYPE	N01864-305

● Weight : 7.0g

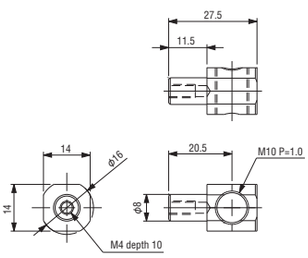



Rotation bracket • M12 • 12A

Order code No.	131173
TYPE	N01864-306

● Weight : 12.9g

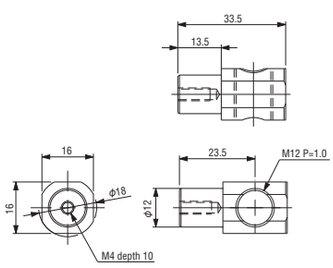



Rotation bracket • M17 • 20A

Order code No.	131174
TYPE	N01864-307

● Weight : 59.3g

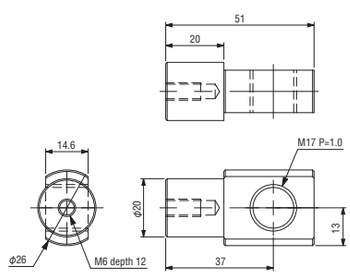



Rotation bracket • PT1/8 • 8A

Order code No.	131175
TYPE	N01864-401

● Weight : 11.8g

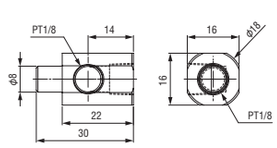



Rotation bracket • φ8 • 8A

Order code No.	131170
TYPE	N01864-303

● Weight : 6.6g

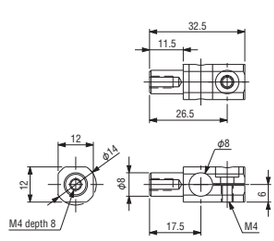



Rotation bracket • φ8 • 8B

Order code No.	131606
TYPE	N01864-103A

● Weight : 18.0g

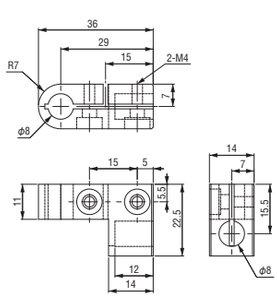

Eins_CATALOG_V6_05-ﾌﾚｰﾑｰﾓｼﾞｭｰﾙ_EN.indd 19 2021/09/21 17:10:01

Jungle Gym Series Parts



Rotation bracket • ϕ8 • M5A

Order code No.	131164
TYPE	N01864-202

● Weight : 10.0g

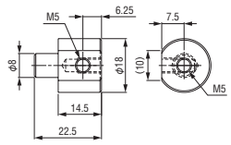



Rotation bracket • ϕ8 • M10A

Order code No.	131435
TYPE	N01864-201

● Weight : 8.0g

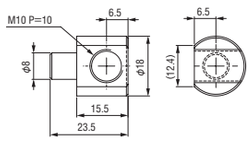

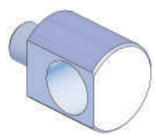

Rotation bracket • ϕ8 • M12A

Order code No.	131433
TYPE	N01864-205

● Weight : 7.6g

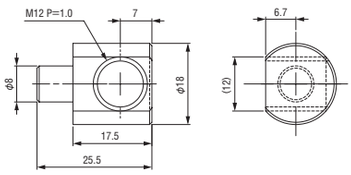



Rotation bracket • ϕ12 • PT1/8A

Order code No.	131166
TYPE	N01864-204

● Weight : 24.6g

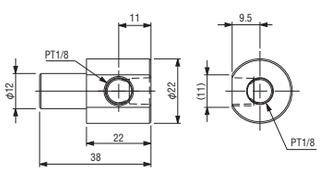



Rotation bracket • ϕ12 • 8A

Order code No.	131169
TYPE	N01864-302

● Weight : 11.9g

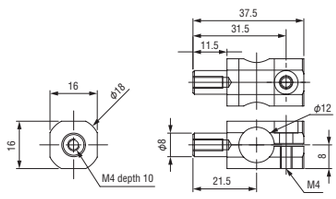

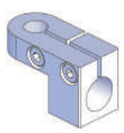

Rotation bracket • ϕ12 • 8B

Order code No.	131600
TYPE	N01864-101A

● Weight : 24.0g

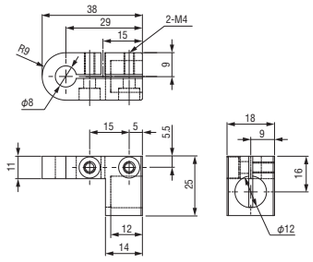

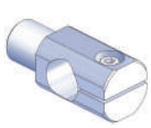

Rotation bracket • ϕ12 • 12A

Order code No.	131168
TYPE	N01864-301

● Weight : 14.6g

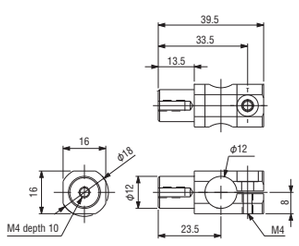



Rotation bracket • ϕ12 • 12AL

Order code No.	131567
TYPE	N01864-301L

● Weight : 15.0g

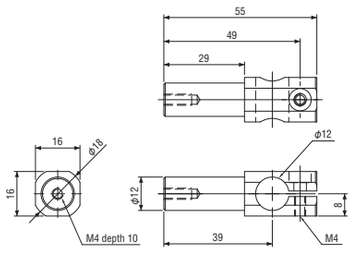

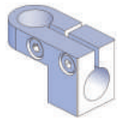

Rotation bracket • ϕ12 • 12B

Order code No.	131605
TYPE	N01864-102A

● Weight : 22.0g

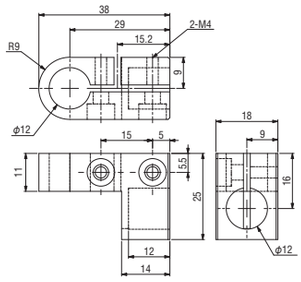



Rotation bracket • ϕ20 • 20A

Order code No.	131171
TYPE	N01864-304

● Weight : 50.7g

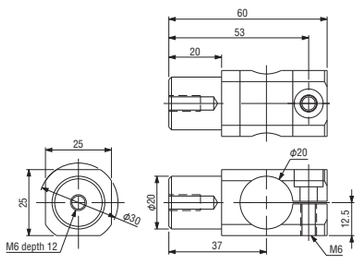



Rotation bracket • ϕ20 • 20AL

Order code No.	131568
TYPE	N01864-304L

● Weight : 80.0g

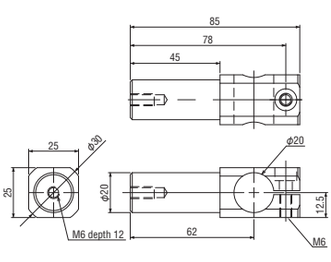

Eins_CATALOG_V6_05-フレームモジュール_EN.indd 20 2021/09/21 17:10:02

Suction rotate # A • φ8

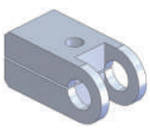

Order code No.	131194
TYPE	N01868-104

● Weight : 11.6g

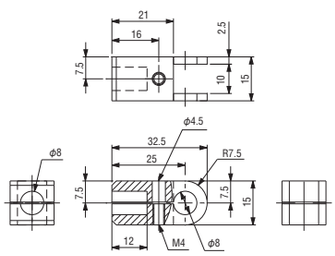

Suction rotate # A • φ12

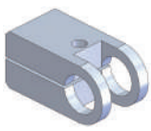

Order code No.	131191
TYPE	N01868-101

● Weight : 17.1g

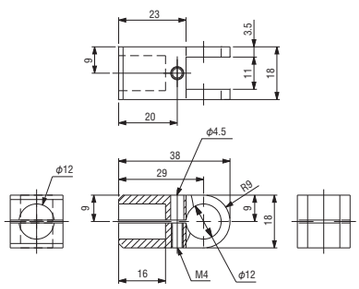

Suction rotate # B • M5 • φ12

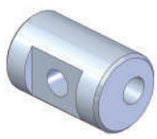

Order code No.	131192
TYPE	N01868-102

● Weight : 4.8g

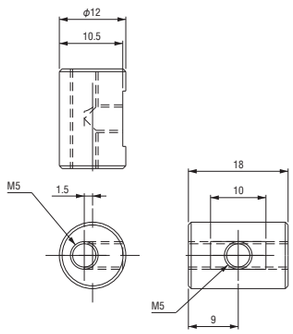

Slide bracket 40 • M3

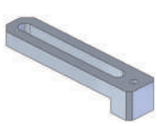

Order code No.	131158
TYPE	N01863-214

● Weight : 6.5g

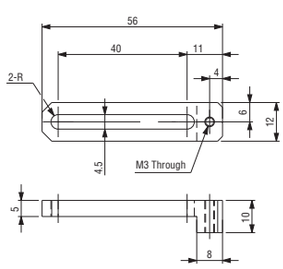

Slide bracket 40 • M5

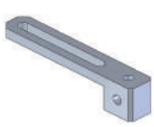

Order code No.	131147
TYPE	N01863-203

● Weight : 8.6g

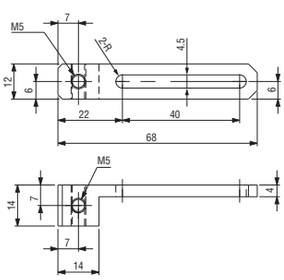

Slide bracket 40 • M6

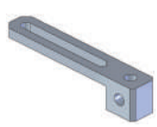

Order code No.	131156
TYPE	N01863-212

● Weight : 10.3g ● M6 (fine)

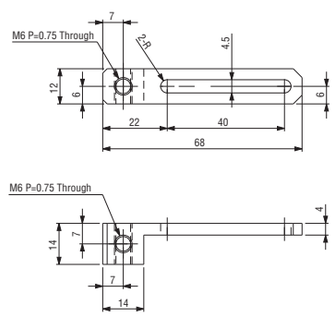

Slide bracket 40 • PT1/8

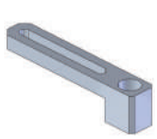

Order code No.	131154
TYPE	N01863-210

● Weight : 12.0g

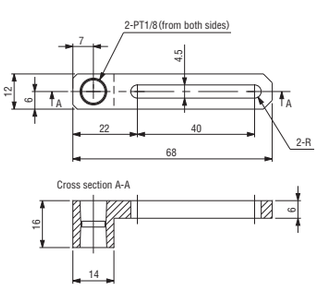

Slide bracket 40 • W • M10



Order code No.	131139
TYPE	N01863-117

● Weight : 10.5g ● M10 (fine)

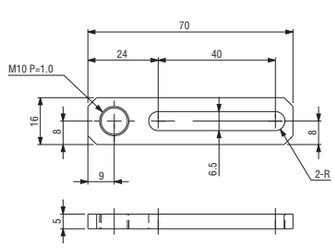

Slide bracket 40 • W • M12



Order code No.	131140
TYPE	N01863-118

● Weight : 10.6g ● M12 (fine)

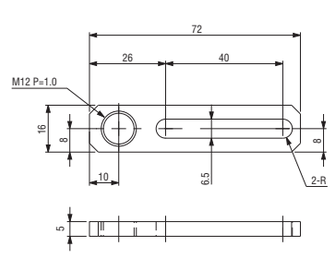

Eins_CATALOG_V6_05-フレームモジュール_EN.indd 21 2021/09/21 17:10:03

Jungle Gym Series Parts

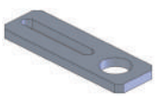

Slide bracket 40 • W • M17

Order code No.	131143
TYPE	N01863-122

● Weight : 21.2g ● M17 (fine)

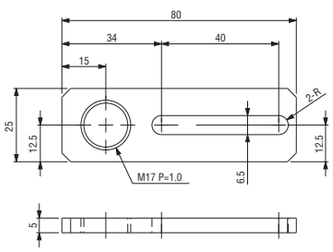

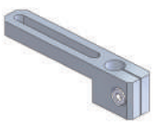

Slide bracket 40 • φ8

Order code No.	131152
TYPE	N01863-208

● Weight : 16.7g

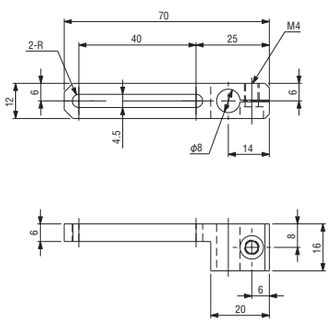



Slide bracket 40 • W • φ8

Order code No.	131131
TYPE	N01863-106

● Weight : 22.7g

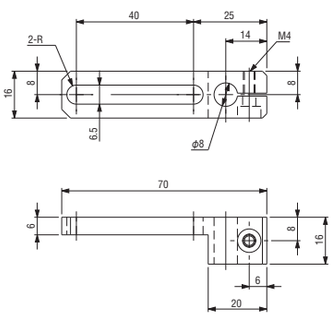

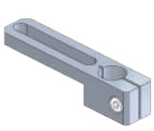

Slide bracket 40 • W • φ12

Order code No.	131132
TYPE	N01863-107

● Weight : 20.0g

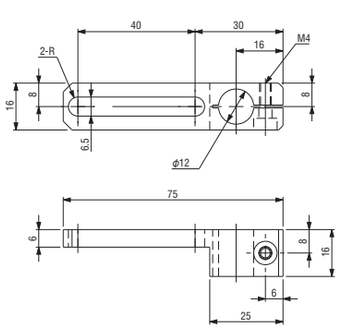

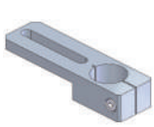

Slide bracket 40 • W • φ20

Order code No.	131137
TYPE	N01863-114

● Weight : 40.0g

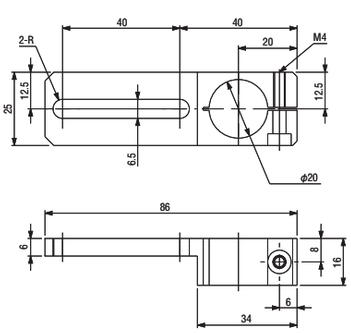



Slide bracket 40 • T • W • φ8

Order code No.	230051
TYPE	XL0005-102

● Weight : 20.7g

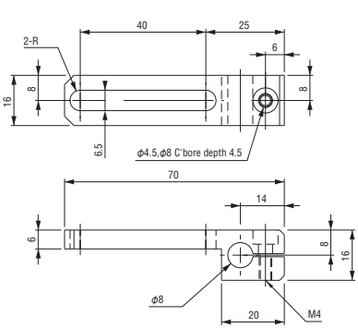

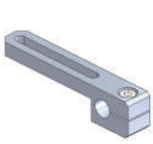

Slide bracket 40 • T • φ8

Order code No.	230056
TYPE	XL0005-107

● Weight : 16.2g

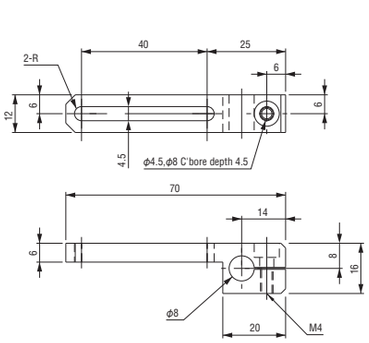

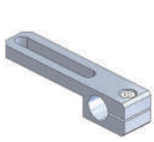

Slide bracket 40 • T • φ12

Order code No.	230052
TYPE	XL0005-103

● Weight : 21.4g

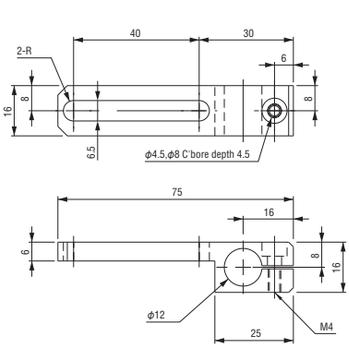

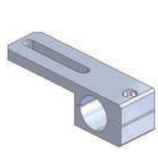

Slide bracket 40 • T • φ20

Order code No.	230054
TYPE	XL0005-105

● Weight : 54.4g

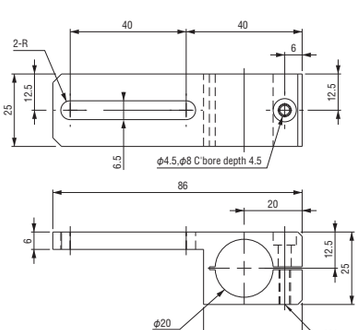

Eins_CATALOG_V6_05-フレームモジュール_EN.indd 22 2021/09/21 17:10:05

Slide bracket 70 • M3

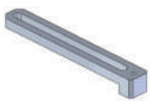

Order code No.	131159
TYPE	N01863-217

● Weight : 9.6g

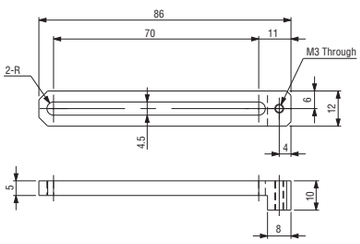

Slide bracket 70 • M5



Order code No.	131148
TYPE	N01863-204

● Weight : 13.2g

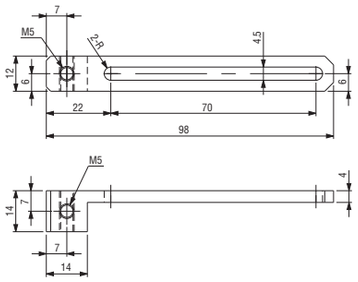

Slide bracket 70 • M6



Order code No.	131157
TYPE	N01863-213

● Weight : 12.8g ● M6 (fine)

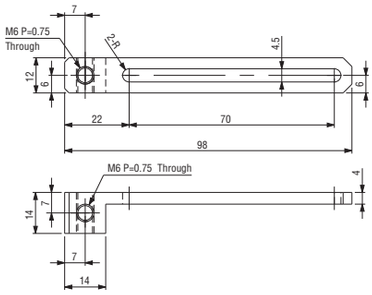

Slide bracket 70 • PT1/8

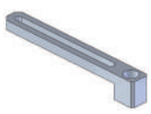

Order code No.	131155
TYPE	N01863-211

● Weight : 15.8g

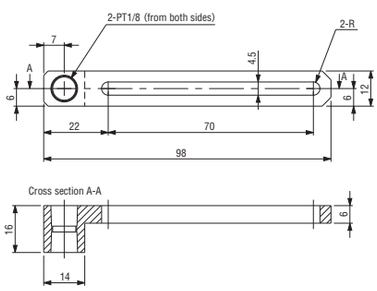

Slide bracket 70 • W • M10



Order code No.	131141
TYPE	N01863-120

● Weight : 14.5g ● M10 (fine)

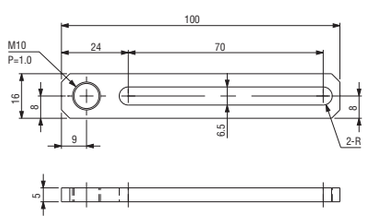

Slide bracket 70 • W • M12



Order code No.	131142
TYPE	N01863-121

● Weight : 14.6g ● M12 (fine)

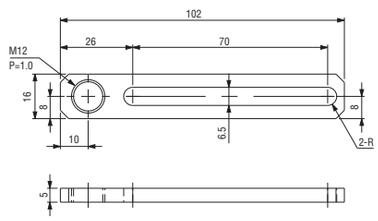

Slide bracket 70 • W • M17



Order code No.	131144
TYPE	N01863-124

● Weight : 29.0g ● M17 (fine)

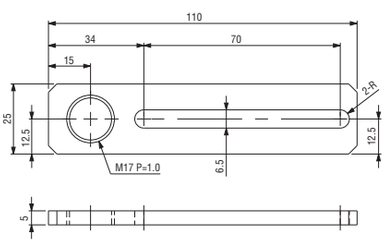

Slide bracket 70 • ϕ8



Order code No.	131153
TYPE	N01863-209

● Weight : 20.5g

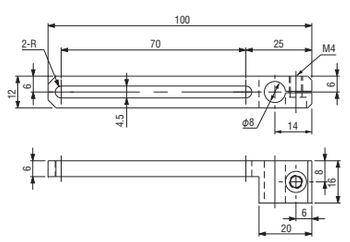

Slide bracket 70 • W • ϕ8



Order code No.	131133
TYPE	N01863-110

● Weight : 27.4g

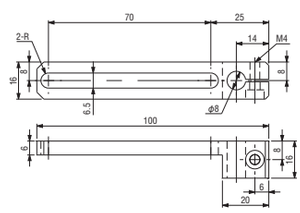

Eins_CATALOG_V6_05-フレームモジュール_EN.indd 23 2021/09/21 17:10:06

Jungle Gym Series Parts



Slide bracket 70 • W • φ12

Order code No.	131130
TYPE	N01863-103

● Weight : 24.7g

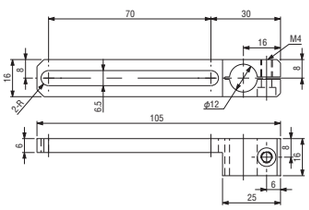

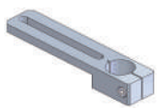

Slide bracket 70 • W • φ20

Order code No.	131138
TYPE	N01863-115

● Weight : 48.3g

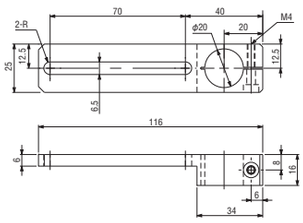



Slide bracket 70 • T • W • φ8

Order code No.	230053
TYPE	XL0005-104

● Weight : 25.4g

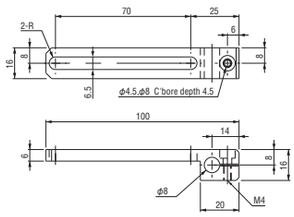



Slide bracket 70 • T • φ8

Order code No.	230057
TYPE	XL0005-108

● Weight : 20.0g

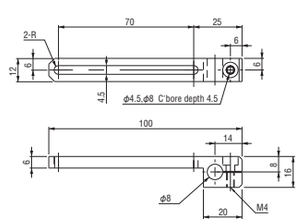



Slide bracket 70 • T • φ12

Order code No.	230050
TYPE	XL0005-101

● Weight : 26.2g

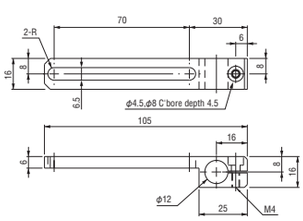

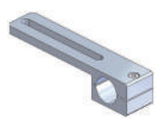

Slide bracket 70 • T • φ20

Order code No.	230055
TYPE	XL0005-106

● Weight : 63.7g

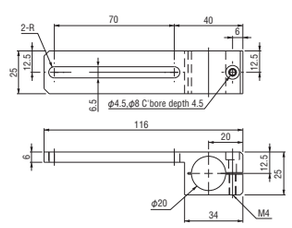

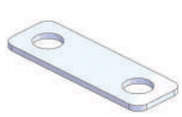

Slide washer • φ8 / φ12

Order code No.	131146
TYPE	N01863-202

● Weight : 1.0g

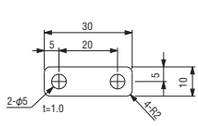



Slide washer • W • φ8 / φ12

Order code No.	131129
TYPE	N01863-102

● Weight : 1.7g

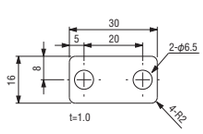

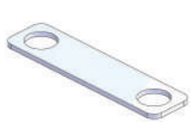

Slide washer • φ20

Order code No.	131150
TYPE	N01863-206

● Weight : 1.4g

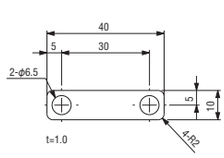



Slide washer • W • φ20

Order code No.	131135
TYPE	N01863-112

● Weight : 2.3g

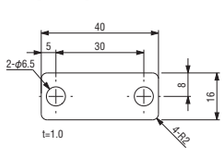



Nut plate for slide bracket

Order code No.	023197
TYPE	CP-076

● Weight : 15.0g

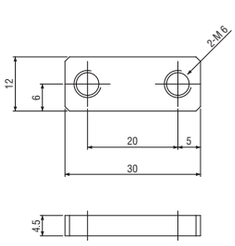

Eins_CATALOG_V6_05-フレームモジュール_EN.indd 24 2021/09/21 17:10:07



Bushing nut・ϕ8・M5

Order code No.	131200
TYPE	N01868-401

● Weight : 1.4g

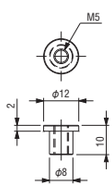



Bushing nut・ϕ8・M6

Order code No.	131206
TYPE	N01868-410

● Weight : 1.3g ● M6 (fine)

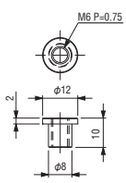



Bushing nut・ϕ12・M5

Order code No.	131202
TYPE	N01868-403

● Weight : 5.5g

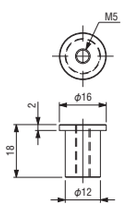



Bushing nut・ϕ12・M10

Order code No.	131201
TYPE	N01868-402

● Weight : 3.0g ● M10 (fine)

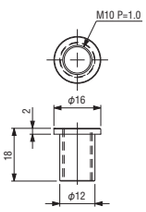



Bushing nut・ϕ12・PT1/8

Order code No.	131207
TYPE	N01868-411

● Weight : 1.7g

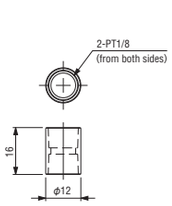



Bushing nut・ϕ20・M12

Order code No.	131205
TYPE	N01868-409

● Weight : 12.3g ● M12 (fine)

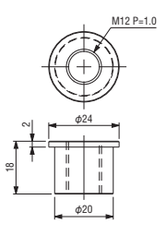



Bushing nut・ϕ20・PT1/8

Order code No.	131199
TYPE	N01868-305

● Weight : 40.0g

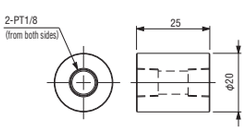



Bushing nut・M5-M3

Order code No.	131204
TYPE	N01868-407

● Weight : 2.6g

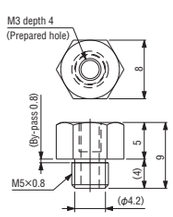



Bushing・ϕ12ϕ8

Order code No.	131196
TYPE	N01868-301

● Weight : 2.8g



Bushing・ϕ20ϕ8

Order code No.	131197
TYPE	N01868-302

● Weight : 11.6g



Bushing・ϕ20ϕ12

Order code No.	131198
TYPE	N01868-303

● Weight : 8.9g

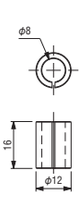

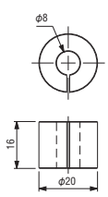

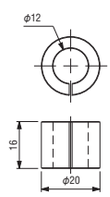

Eins_CATALOG_V6_05-フレームモジュール_EN.indd 25 2021/09/21 17:10:09

Base Frame Module

Modularized chuck parts for jungle gym

● Pipe lengths of SUS pipes specified in each configuration module and components are different from that of base frame.

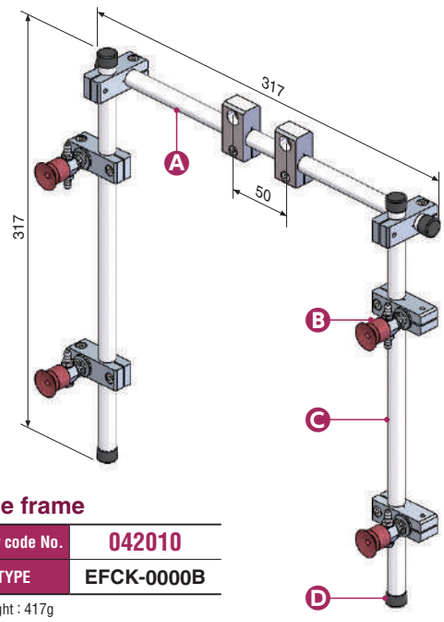

Base frame

Order code No.	042010
TYPE	EFCK-0000B

● Weight : 417g

Configuration module	TYPE	Order code No.	No. of uses	Details
Ⓐ Base frame for jungle gym	EFCK-0001B	042011	1	5-26
Ⓑ Suction module for jungle gym (ϕ12)	JSM-004	090158	4	5-26
Ⓒ Jungle gym SS pipeϕ12	12*0.6*1000	271528	1	5-8
Ⓓ Pipe end cap・ϕ12	R-CAP-12	171339	4	5-9

Base frame for jungle gym

components of EFCK-0000…Ⓐ

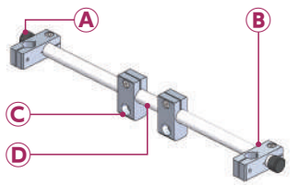

Order code No.	042011
TYPE	EFCK-0001B

● Weight : 148g

Configuration module	TYPE	Order code No.	No. of uses	Details
Ⓐ Pipe end cap・ϕ12	R-CAP-12	171339	2	5-9
Ⓑ Cross connector・ϕ12ϕ12	N01861-202	131099	2	5-10
Ⓒ Attachment bracket・ϕ12・M6	N01862-201	131118	2	5-13
Ⓓ Jungle gym SS pipeϕ12	12*0.6*500	271527	1	5-8

Suction module for jungle gym (ϕ12)

components of EFCK-0000…Ⓑ

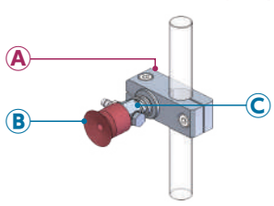

Order code No.	090158
TYPE	JSM-004

● Weight : 39g

Configuration module	TYPE	Order code No.	No. of uses	Details
Ⓐ Cross connector・ϕ12ϕ12	N01861-202	131099	1	5-10
Ⓑ Suction cups (standard/silicon/brown)	VAPH-20C	210194	1	3-4
Ⓒ Suction stem for small	VFIL1-S-5-P12	211006	1	3-24

Base frame for jungle gym



Order code No.	042012
TYPE	EFCK-0002B

● Weight : 96g

Configuration module	TYPE	Order code No.	No. of uses	Details
Ⓐ Pipe end cap・ϕ12	R-CAP-12	171339	2	5-9
Ⓑ Cross connector・ϕ12ϕ12	N01861-202	131099	2	5-10
Ⓒ Jungle gym SS pipeϕ12	12*0.6*500	271527	1	5-8

Base frame for jungle gym

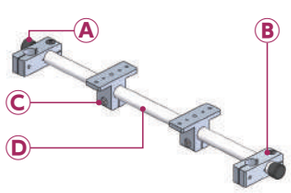

Order code No.	042013
TYPE	EFCK-0003B

● Weight : 151g

Configuration module	TYPE	Order code No.	No. of uses	Details
Ⓐ Pipe end cap・ϕ12	R-CAP-12	171339	2	5-9
Ⓑ Cross connector・ϕ12ϕ12	N01861-202	131099	2	5-10
Ⓒ Bracket・TV・ϕ12・for MCD	N01866-401	131184	2	5-18
Ⓓ Jungle gym SS pipeϕ12	12*0.6*500	271527	1	5-8

Base frame for jungle gym

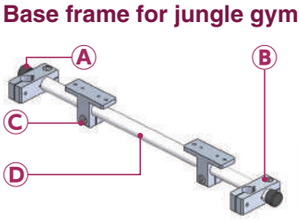

Order code No.	042014
TYPE	EFCK-0004B

● Weight : 144g

Configuration module	TYPE	Order code No.	No. of uses	Details
Ⓐ Pipe end cap・ϕ12	R-CAP-12	171339	2	5-9
Ⓑ Cross connector・ϕ12ϕ12	N01861-202	131099	2	5-10
Ⓒ Bracket・TH・ϕ12・for MCD	N01866-301	131181	2	5-17
Ⓓ Jungle gym SS pipeϕ12	12*0.6*500	271527	1	5-8

Base frame for jungle gym

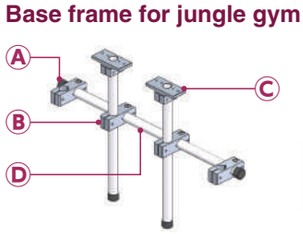

Order code No.	042015
TYPE	EFCK-0005B

● Weight : 247g

Configuration module	TYPE	Order code No.	No. of uses	Details
Ⓐ Pipe end cap・ϕ12	R-CAP-12	171339	4	5-9
Ⓑ Cross connector・ϕ12ϕ12	N01861-202	131099	4	5-10
Ⓒ Bracket・T・ϕ12・for MCD	N01866-101	131176	2	5-17
Ⓓ Jungle gym SS pipeϕ12	12*0.6*1000	271528	1	5-8

Eins_CATALOG_V6_05-フレームモジュール_EN.indd 26 2021/09/21 17:10:10

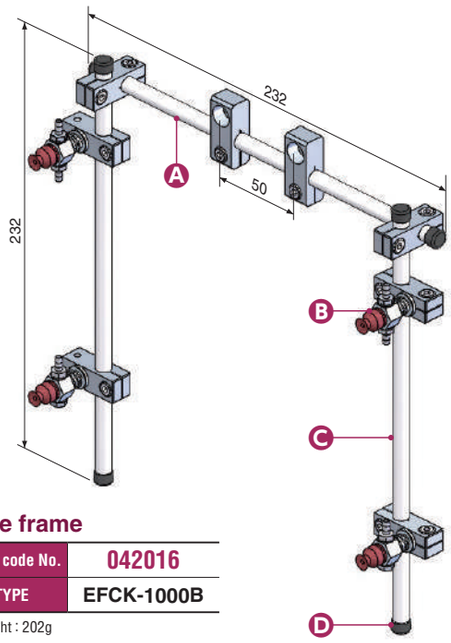

Base frame

Order code No.	042016
TYPE	EFCK-1000B

● Weight : 202g

Configuration module		TYPE	Order code No.	No. of uses	Details
Ⓐ	Base frame for jungle gym	EFCK-1001B	042017	1	5-27
Ⓑ	Suction module for jungle gym (ϕ8)	JSM-001	090155	4	5-27
Ⓒ	Jungle gym SS pipeϕ8	8*0.6*500	340905	1	5-8
Ⓓ	Pipe end cap・ϕ8	R-CAP-8	171338	4	5-9

Base frame for jungle gym

components of EFCK-1000…Ⓐ

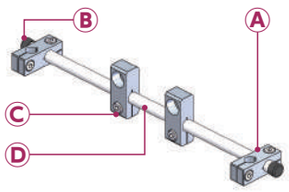

Order code No.	042017
TYPE	EFCK-1001B

● Weight : 72g

Configuration module		TYPE	Order code No.	No. of uses	Details
Ⓐ	Cross connector・ϕ8ϕ8	N01861-207	131102	2	5-10
Ⓑ	Pipe end cap・ϕ8	R-CAP-8	171338	2	5-9
Ⓒ	Attachment bracket・ϕ8・M6	N01862-205	131121	2	5-13
Ⓓ	Jungle gym SS pipeϕ8	8*0.6*500	340905	1	5-8

Suction module for jungle gym (ϕ8)

components of EFCK-1000…Ⓑ

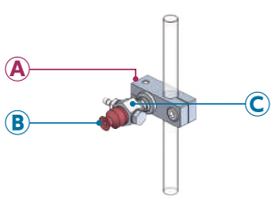

Order code No.	090155
TYPE	JSM-001

● Weight : 21g

Configuration module		TYPE	Order code No.	No. of uses	Details
Ⓐ	Cross connector・ϕ8ϕ8	N01861-207	131102	1	5-10
Ⓑ	Suction cups (standard/silicon/brown)	VAPH-8C	210191	1	3-4
Ⓒ	Suction stem mini	VFIL2-SS-5-P8	211030	1	3-21

Base frame for jungle gym

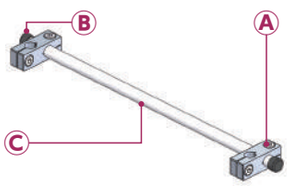

Order code No.	042018
TYPE	EFCK-1002B

● Weight : 47g

Configuration module		TYPE	Order code No.	No. of uses	Details
Ⓐ	Cross connector・ϕ8ϕ8	N01861-207	131102	2	5-10
Ⓑ	Pipe end cap・ϕ8	R-CAP-8	171338	2	5-9
Ⓒ	Jungle gym SS pipeϕ8	8*0.6*500	340905	1	5-8

▶ Change method of sales

(Order as sub-module kit)

Base frame for jungle gym

Order code No.	041664
TYPE	EFCK-1005

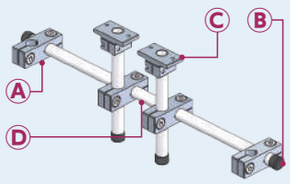

● Weight : 101g

Configuration module		TYPE	Order code No.	No. of uses	Details
Ⓐ	Cross connector・ϕ8ϕ8	N01861-207	131102	4	5-10
Ⓑ	Pipe end cap・ϕ8	R-CAP-8	171338	4	5-9
Ⓒ	Bracket・T・ϕ8・for UMCD	N01866-102	131177	2	5-17
Ⓓ	Jungle gym SS pipeϕ8	8*0.6*500	340905	1	5-8

Base frame for jungle gym

Order code No.	041662
TYPE	EFCK-1003

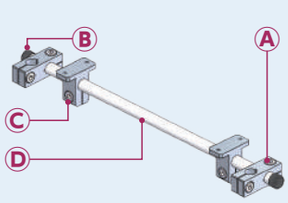

Configuration parts		TYPE	Order code No.	No. of uses	Details
Ⓐ	Cross connector・ϕ8ϕ8	N01861-207	131102	2	5-10
Ⓑ	Pipe end cap・ϕ8	R-CAP-8	171338	2	5-9
Ⓒ	Bracket・TV・ϕ8・for UMCD	N01866-402	131185	2	5-18
Ⓓ	Jungle gym SS pipeϕ8	8*0.6*500	340905	1	5-8

＊Pipe length is 500mm if only SS pipe ϕ8 is ordered.

Base frame for jungle gym

Order code No.	041663
TYPE	EFCK-1004

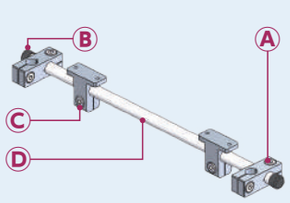

Configuration module		TYPE	Order code No.	No. of uses	Details
Ⓐ	Cross connector・ϕ8ϕ8	N01861-207	131102	2	5-10
Ⓑ	Pipe end cap・ϕ8	R-CAP-8	171338	2	5-9
Ⓒ	Bracket・TH・ϕ8・for UMCD	N01866-302	131182	2	5-17
Ⓓ	Jungle gym SS pipeϕ8	8*0.6*500	340905	1	5-8

＊Pipe length is 500mm if only SS pipe ϕ8 is ordered.

Eins_CATALOG_V6_05-フレームモジュール_EN.indd 27 2021/09/22 13:44:16

Base Frame Module

● Pipe lengths of SUS pipes specified in each configuration module and components are different from that of base frame.

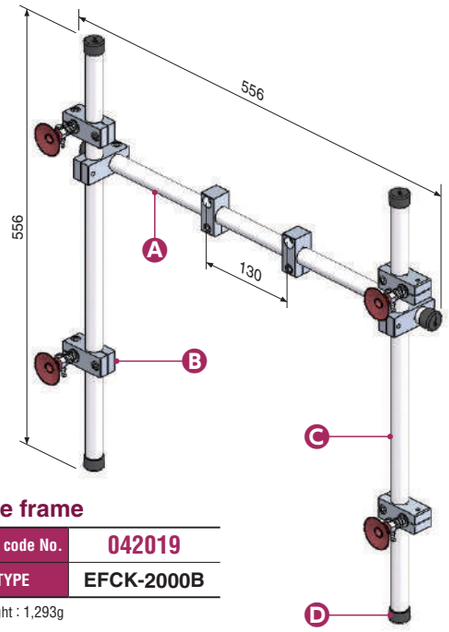

Base frame

Order code No.	042019
TYPE	EFCK-2000B

● Weight : 1,293g

Configuration module	TYPE	Order code No.	No. of uses	Details
Ⓐ Base frame for jungle gym	EFCK-2001B	042020	1	5-28
Ⓑ Suction module for jungle gym (ϕ20)	JSM-008	090162	4	5-28
Ⓒ Jungle gym SS pipeϕ20	20*0.8*1500	281814	1	5-8
Ⓓ Pipe end cap・ϕ20	R-CAP-20	171340	4	5-9

Base frame for jungle gym

components of EFCK-2000…Ⓐ

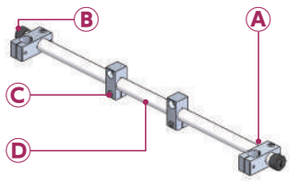

Order code No.	042020
TYPE	EFCK-2001B

● Weight : 452g

Configuration module	TYPE	Order code No.	No. of uses	Details
Ⓐ Cross connector・ϕ20ϕ20	N01861-206	131101	2	5-10
Ⓑ Pipe end cap・ϕ20	R-CAP-20	171340	2	5-9
Ⓒ Attachment bracket・ϕ20・M8	N01862-214	131226	2	5-14
Ⓓ Jungle gym SS pipeϕ20	20*0.8*1000	281813	1	5-8

Suction module for jungle gym (ϕ20)

components of EFCK-2000…Ⓑ

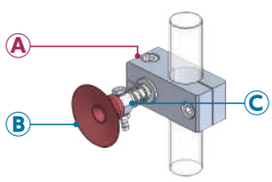

Order code No.	090162
TYPE	JSM-008

● Weight : 102g

Configuration module	TYPE	Order code No.	No. of uses	Details
Ⓐ Cross connector・ϕ20ϕ12	N01861-204	131100	1	5-10
Ⓑ Suction cups (standard/silicon/brown)	VAPH-40C	210196	1	3-5
Ⓒ Suction stem for small	VFIL1-S-5-P12	211006	1	3-24

Base frame for jungle gym



Order code No.	042021
TYPE	EFCK-2002B

● Weight : 358g

Configuration module	TYPE	Order code No.	No. of uses	Details
Ⓐ Cross connector・ϕ20ϕ20	N01861-206	131101	2	5-10
Ⓑ Pipe end cap・ϕ20	R-CAP-20	171340	2	5-9
Ⓒ Jungle gym SS pipeϕ20	20*0.8*1000	281813	1	5-8

▶ Change method of sales (Order as sub-module kit)

Base frame for jungle gym

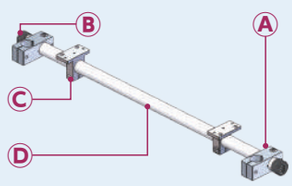

Order code No.	041668
TYPE	EFCK-2003

● Weight : 379g

Configuration module	TYPE	Order code No.	No. of uses	Details
Ⓐ Cross connector・ϕ20ϕ20	N01861-206	131101	2	5-10
Ⓑ Pipe end cap・ϕ20	R-CAP-20	171340	2	5-9
Ⓒ Bracket・TV・ϕ20・for MCD	N01866-403	131186	2	5-18
Ⓓ Jungle gym SS pipeϕ20	20*0.8*1000	281813	1	5-8

Base frame for jungle gym

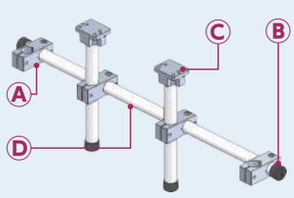

Order code No.	041670
TYPE	EFCK-2005

● Weight : 767g

Configuration module	TYPE	Order code No.	No. of uses	Details
Ⓐ Cross connector・ϕ20ϕ20	N01861-206	131101	4	5-10
Ⓑ Pipe end cap・ϕ20	R-CAP-20	171340	4	5-9
Ⓒ Bracket・T・ϕ20・for MCD	N01866-103A	131554	2	5-17
Ⓓ Jungle gym SS pipeϕ20	20*0.8*1000	281813	1	5-8

Eins_CATALOG_V6_05-フレームモジュール_EN.indd 28 2021/09/22 13:44:18

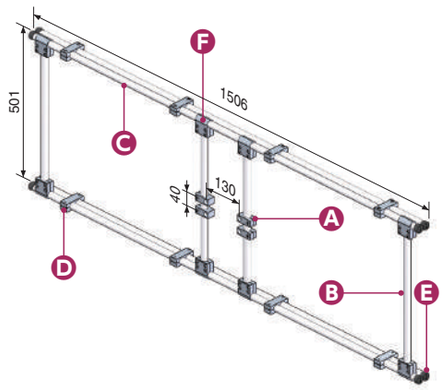

Base frame for jungle gym

Order code No.	042024
TYPE	EFCK-2500B

● Weight : 4,282g

Configuration module	TYPE	Order code No.	No. of uses	Details
Ⓐ Attachment bracket・φ20・M8	NO1862-214	131226	4	5-14
Ⓑ Jungle gym SS pipe φ20	20*0.8*500	281812	4	5-8
Ⓒ Jungle gym SS pipe φ20	20*0.8*1500	281814	4	5-8
Ⓓ Parallel connector・φ20φ20	N01861-106	131095	8	5-12
Ⓔ Pipe end cap・φ20	R-CAP-20	171340	8	5-9
Ⓕ T Connector#2・φ20φ20	N01861-405	131114	4	5-12

▶ Change method of sales (Order as sub-module kit)

Base frame for jungle gym components of EFCK-2500…Ⓐ

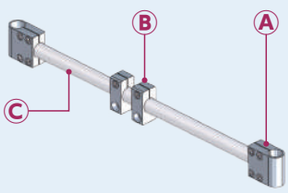

Order code No.	041672
TYPE	EFCK-2501

● Weight : 457g

Configuration module	TYPE	Order code No.	No. of uses	Details
Ⓐ T Connector#2・φ20φ20	N01861-405	131114	2	5-12
Ⓑ Attachment bracket・φ20・M8	N01862-214	131226	2	5-14
Ⓒ Jungle gym SS pipe φ20	20*0.8*500	281812	1	5-8

Base frame for jungle gym components of EFCK-2500…Ⓑ

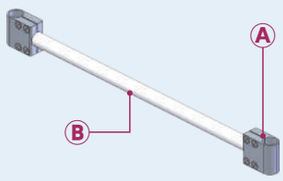

Order code No.	041673
TYPE	EFCK-2502

● Weight : 363g

Configuration module	TYPE	Order code No.	No. of uses	Details
Ⓐ T Connector#2・φ20φ20	N01861-405	131114	2	5-12
Ⓑ Jungle gym SS pipe φ20	20*0.8*500	281812	1	5-8

Eins_CATALOG_V6_05-ﾌﾚｰﾑｰﾓｼﾞｭｰﾙ_EN.indd 29 2021/09/22 13:44:19

Suction Module (Order as sub-module kit)

module parts for jungle gym

Module usage example

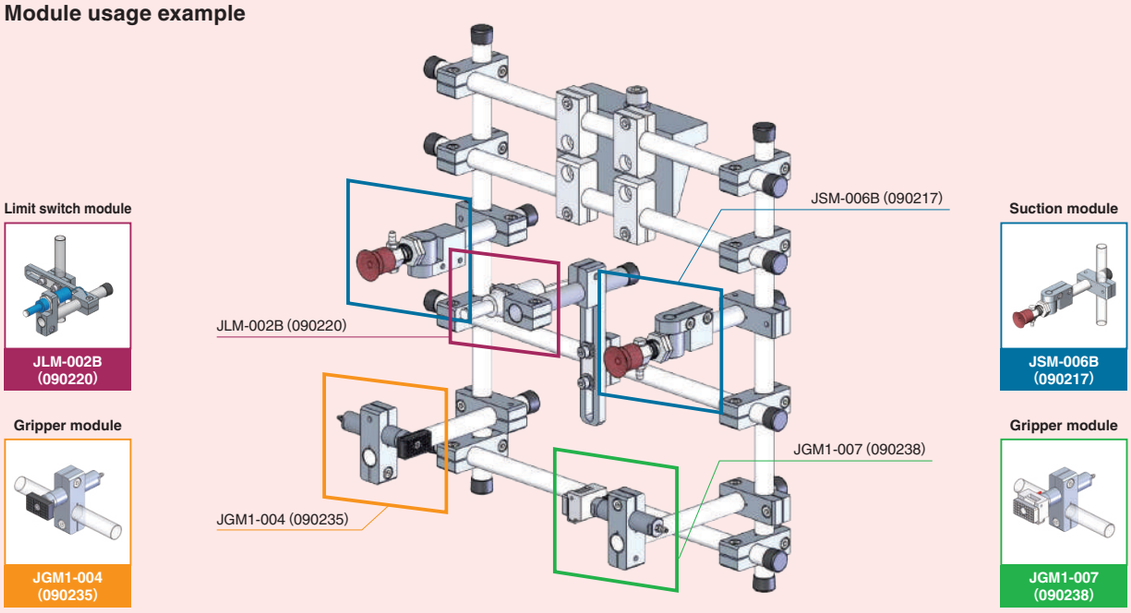

Change method of sales (Order as sub-module kit)

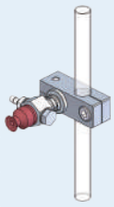

Order code No.	090155
TYPE	JSM-001

Suction module for jungle gym(ϕ8)

Configuration parts	TYPE	Order code No.
Cross connector・ϕ8ϕ8	N01861-207	131102
Suction cups (standard/silicon/brown)	VAPH-8C	210191
Suction stem mini	VFIL2-SS-5-P8	211030

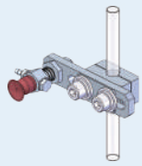

Order code No.	090156
TYPE	JSM-002

Suction module for jungle gym(ϕ8)

Configuration parts	TYPE	Order code No.
Slide bracket・W・ϕ8	N01863-113	131217
Slide washer・W・ϕ8／ϕ12	N01863-102	131129
Slide bracket 40・W・M10	N01863-117	131139
Suction stem mini	VFIL1-SS-5	211029
Suction cups (standard/silicon/brown)	VAPH-14C	210616

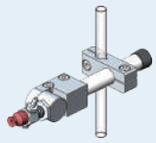

Order code No.	090216
TYPE	JSM-003B

Suction module for jungle gym(ϕ8)

Configuration parts	TYPE	Order code No.
Cross connector・ϕ8ϕ8	N01861-207	131102
Rotation bracket・ϕ8・8B	N01864-103A	131606
Rotation bracket・ϕ8・M10A	N01864-201	131435
Suction stem mini	VFIL1-SS-5	211029
Suction cups (standard/silicon/brown)	VAPH-8C	210191
Pipe end cap (Black)・ϕ8	R-CAP-8	171338
Jungle gym SS pipe ϕ8 ＊	8＊0.6＊500	340905

＊Please cut it at 80mm before use.

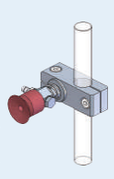

Order code No.	090158
TYPE	JSM-004

Suction module for jungle gym(ϕ12)

Configuration parts	TYPE	Order code No.
Cross connector・ϕ12ϕ12	N01861-202	131099
Suction cups (standard/silicon/brown)	VAPH-20C	210194
Suction stem for small	VFIL1-S-5-P12	211006

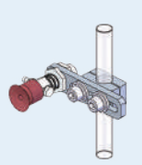

Order code No.	090159
TYPE	JSM-005

Suction module for jungle gym(ϕ12)

Configuration parts	TYPE	Order code No.
Slide bracket・W・ϕ12	N01863-101	131128
Slide washer・W・ϕ8／ϕ12	N01863-102	131129
Slide bracket 40・W・M12	N01863-118	131140
Suction stem for small (M5)	VFIL-S-5A	210974
Suction cups (standard/silicon/brown)	VAPH-20C	210194

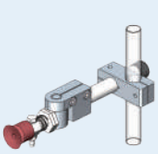

Order code No.	090217
TYPE	JSM-006B

Suction module for jungle gym(ϕ12)

Configuration parts	TYPE	Order code No.
Cross connector・ϕ12ϕ12	N01861-202	131099
Rotation bracket・ϕ12・8B	N01864-101A	131600
Rotation bracket・ϕ8・M12A	N01864-205	131433
Suction stem for small (M5)	VFIL-S-5A	210974
Suction cups (standard/silicon/brown)	VAPH-20C	210194
Pipe end cap (Black)・ϕ12	R-CAP-12	171339
Jungle gym SS pipe ϕ12 ＊	12＊0.6＊500	271527

＊Please cut it at 80mm before use.

Eins_CATALOG_V6_05-フレームモジュール_EN.indd 30 2021/09/21 17:10:12

Suction Module ／Grip Module (Order as sub-module kit)

Change method of sales (Order as sub-module kit)

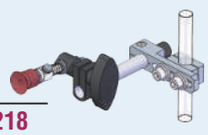

Order code No. 090218
TYPE JSM-007B

Suction module for jungle gym (ϕ12)

Configuration parts	TYPE	Order code No.
Slide bracket・W・ϕ12	N01863-101	131128
Slide bracket 40・W・ϕ12	N01863-107	131132
Pipe end cap (Black)・ϕ12	R-CAP-12	171339
Slide washer・W・ϕ8／ϕ12	N01863-102	131129
Suction stems Non rotate (small)	VFILB2-SH	211045
Suction cups (standard/silicon/brown)	VAPH-20C	210194
Clip・TMA・ϕ12＊ϕ10	TMA-CL (12*10)	196564
Jungle gym SS pipe ϕ12 ＊	12*0.6*500	271527

＊Please cut it at 100mm before use.

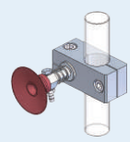

Order code No. 090162
TYPE JSM-008

Suction module for jungle gym (ϕ20)

Configuration parts	TYPE	Order code No.
Cross connector・ϕ20ϕ12	N01861-204	131100
Suction cups (standard/silicon/brown)	VAPH-40C	210196
Suction stem for small	VFIL1-S-5-P12	211006

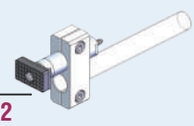

Order code No. 090232
TYPE JGM1-001

Gripper module for jungle gym (ϕ12)

Configuration parts	TYPE	Order code No.
Cylinder for pipe attachment	MCP1-1210	123699
Pad rectangle black for micro mini cylinder	CPUM-01	022797
Parallel connector・ϕ12ϕ12	N01861-102	131093
Bolt with Hexagon Socket	M3*6	123231

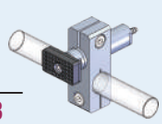

Order code No. 090233
TYPE JGM1-002

Gripper module for jungle gym (ϕ12)

Configuration parts	TYPE	Order code No.
Cylinder for pipe attachment	MCP1-1210	123699
Pad rectangle black for micro mini cylinder	CPUM-01	022797
Cross connector・ϕ12ϕ12	N01861-202	131099
Bolt with Hexagon Socket (trivalent chromate white)	M3*6	123231

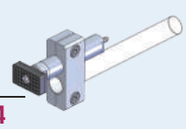

Order code No. 090234
TYPE JGM1-003

Gripper module for jungle gym (ϕ12)

Configuration parts	TYPE	Order code No.
Cylinder for pipe attachment	MCP1-1220	123700
Pad rectangle black for micro mini cylinder	CPUM-01	022797
Parallel connector・ϕ12ϕ12	N01861-102	131093
Bolt with Hexagon Socket (trivalent chromate white)	M3*6	123231

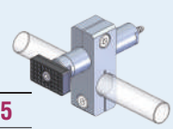

Order code No. 090235
TYPE JGM1-004

Gripper module for jungle gym (ϕ12)

Configuration parts	TYPE	Order code No.
Cylinder for pipe attachment	MCP1-1220	123700
Pad rectangle black for micro mini cylinder	CPUM-01	022797
Cross connector・ϕ12ϕ12	N01861-202	131099
Bolt with Hexagon Socket	M3*6	123231

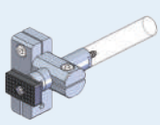

Order code No. 090236
TYPE JGM1-005

Gripper module for jungle gym (ϕ12)

Configuration parts	TYPE	Order code No.
Cylinder for pipe attachment	MCP1-1210	123699
Pad rectangle black for micro mini cylinder	CPUM-01	022797
Cross connector・ϕ12ϕ12	N01861-202	131099
Rotation bracket・ϕ12・12A	N01864-301	131168
Bolt with Hexagon Socket	M3*6	123231

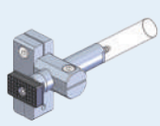

Order code No. 090237
TYPE JGM1-006

Gripper module for jungle gym (ϕ12)

Configuration parts	TYPE	Order code No.
Cylinder for pipe attachment	MCP1-1220	123700
Pad rectangle black for micro mini cylinder	CPUM-01	022797
Cross connector・ϕ12ϕ12	N01861-202	131099
Rotation bracket・ϕ12・12A	N01864-301	131168
Bolt with Hexagon Socket	M3*6	123231

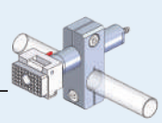

Order code No. 090238
TYPE JGM1-007

Gripper module for jungle gym (ϕ12)

Configuration parts	TYPE	Order code No.
Cylinder for pipe attachment	MCP1-1220	123700
Pad rectangle w/ black SW for micro mini cylinder	L1131-100	110568
Cross connector・ϕ12ϕ12	N01861-202	131099
Bolt with Hexagon Socket	M3*8	123232

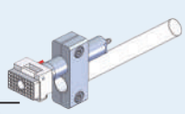

Order code No. 090170
TYPE JGM-008

Gripper module for jungle gym (ϕ12)

Configuration parts	TYPE	Order code No.
Cylinder for pipe attachment	MCP1-1220	123700
Pad rectangle w/ black SW for micro mini cylinder	L1131-100	110568
Parallel connector・ϕ12ϕ12	N01861-102	131093
Bolt with Hexagon Socket	M3*8	123232

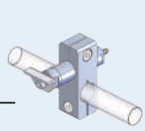

Order code No. 090239
TYPE JGM1-009

Gripper module for jungle gym (ϕ12)

Configuration parts	TYPE	Order code No.
Cylinder for pipe attachment	MCP1-1210	123699
Claw L shape for micro mini cylinder	CPUM-02	022798
Cross connector・ϕ12ϕ12	N01861-202	131099
Bolt with Hexagon Socket	M3*6	123231

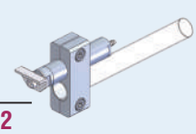

Order code No. 090172
TYPE JGM-010

Gripper module for jungle gym (ϕ12)

Configuration parts	TYPE	Order code No.
Cylinder for pipe attachment	MCP1-1220	123700
Claw L shape for micro mini cylinder	CPUM-02	022798
Parallel connector・ϕ12ϕ12	N01861-102	131093
Bolt with Hexagon Socket	M3*6	123231

Eins_CATALOG_V6_05-ﾌﾚｰﾑｰﾓｼﾞｭｰﾙ_EN.indd 31 2021/09/21 17:10:13

Grip Module (Order as sub-module kit)

Change method of sales (Order as sub-module kit)

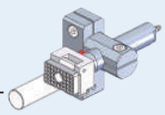

Order code No. 090240
TYPE JGM1-011

Gripper module for jungle gym (φ 12)

Configuration parts	TYPE	Order code No.
Cylinder for pipe attachment	MCP1-1220	123700
Pad rectangle w/ black SW for micro mini cylinder	L1131-100	110568
Cross connector・φ 12 φ 12	N01861-202	131099
Rotation bracket・φ 12・12A	N01864-301	131168
Bolt with Hexagon Socket	M3*8	123232

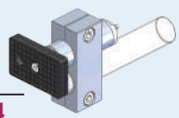

Order code No. 090174
TYPE JGM-012

Gripper module for jungle gym (φ 20)

Configuration parts	TYPE	Order code No.
Cylinder for pipe attachment	MCP1-2010	123701
Pad rectangle black 2 holes for mini cylinder	CPL-060	023336
Parallel connector・φ 20 φ 20	N01861-106	131095
Bolt with Hexagon Socket	M4*10	122795



Order code No. 090241
TYPE JGM1-013

Gripper module for jungle gym (φ 20)

Configuration parts	TYPE	Order code No.
Cylinder for pipe attachment	MCP1-2020	123702
Pad rectangle black 2 holes for mini cylinder	CPL-060	023336
Parallel connector・φ 20 φ 20	N01861-106	131095
Bolt with Hexagon Socket	M4*10	122795

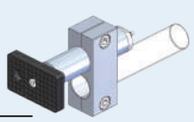

Order code No. 090176
TYPE JGM-014

Gripper module for jungle gym (φ 20)

Configuration parts	TYPE	Order code No.
Cylinder for pipe attachment	MCP1-2030	123703
Pad rectangle black 2 holes for mini cylinder	CPL-060	023336
Parallel connector・φ 20 φ 20	N01861-106	131095
Bolt with Hexagon Socket	M4*10	122795

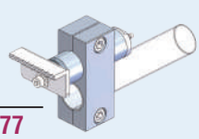

Order code No. 090177
TYPE JGM-015

Gripper module for jungle gym (φ 20)

Configuration parts	TYPE	Order code No.
Cylinder for pipe attachment	MCP1-2010	123701
Claw L shape for micro mini cylinder	CP-014	370073
Parallel connector・φ 20 φ 20	N01861-106	131095
Bolt with Hexagon Socket	M4*10	122795



Order code No. 090242
TYPE JGM1-016

Gripper module for jungle gym (φ 20)

Configuration parts	TYPE	Order code No.
Cylinder for pipe attachment	MCP1-2010	123701
Pad rectangle black 2 holes for mini cylinder	CPL-060	023336
Cross connector・φ 20 φ 20	N01861-206	131101
Bolt with Hexagon Socket	M4*10	122795

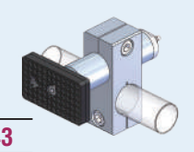

Order code No. 090243
TYPE JGM1-017

Gripper module for jungle gym (φ 20)

Configuration parts	TYPE	Order code No.
Cylinder for pipe attachment	MCP1-2020	123702
Pad rectangle black 2 holes for mini cylinder	CPL-060	023336
Cross connector・φ 20 φ 20	N01861-206	131101
Bolt with Hexagon Socket	M4*10	122795

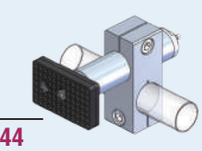

Order code No. 090244
TYPE JGM1-018

Gripper module for jungle gym (φ 20)

Configuration parts	TYPE	Order code No.
Cylinder for pipe attachment	MCP1-2030	123703
Pad rectangle black 2 holes for mini cylinder	CPL-060	023336
Cross connector・φ 20 φ 20	N01861-206	131101
Bolt with Hexagon Socket	M4*10	122795

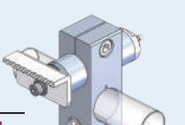

Order code No. 090181
TYPE JGM-019

Gripper module for jungle gym (φ 20)

Configuration parts	TYPE	Order code No.
Cylinder for pipe attachment	MCP1-2010	123701
Claw L shape for micro mini cylinder	CP-014	370073
Cross connector・φ 20 φ 20	N01861-206	131101
Bolt with Hexagon Socket	M4*10	122795

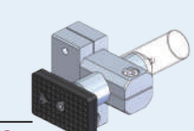

Order code No. 090182
TYPE JGM-020

Gripper module for jungle gym (φ 20)

Configuration parts	TYPE	Order code No.
Cylinder for pipe attachment	MCP1-2010	123701
Pad rectangle black 2 holes for mini cylinder	CPL-060	023336
Cross connector・φ 20 φ 20	N01861-206	131101
Rotation bracket・φ 20・20A	N01864-304	131171
Bolt with Hexagon Socket	M4*10	122795

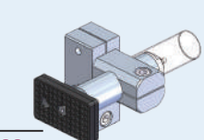

Order code No. 090183
TYPE JGM-021

Gripper module for jungle gym (φ 20)

Configuration parts	TYPE	Order code No.
Cylinder for pipe attachment	MCP1-2020	123702
Pad rectangle black 2 holes for mini cylinder	CPL-060	023336
Cross connector・φ 20 φ 20	N01861-206	131101
Rotation bracket・φ 20・20A	N01864-304	131171
Bolt with Hexagon Socket	M4*10	122795

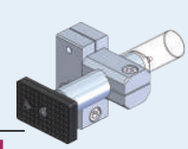

Order code No. 090184
TYPE JGM-022

Gripper module for jungle gym (φ 20)

Configuration parts	TYPE	Order code No.
Cylinder for pipe attachment	MCP1-2030	123703
Pad rectangle black 2 holes for mini cylinder	CPL-060	023336
Cross connector・φ 20 φ 20	N01861-206	131101
Rotation bracket・φ 20・20A	N01864-304	131171
Bolt with Hexagon Socket	M4*10	122795

Eins_CATALOG_V6_05-ﾌﾚｰﾑ･ﾓｼﾞｭｰﾙ_EN.indd 32 2021/09/21 17:10:15

Grip Module ／ Limit Switch Module (Order as sub-module kit)

Change method of sales (Order as sub-module kit)

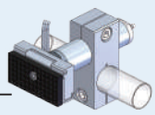

Order code No.	090245
TYPE	JGM1-023

Gripper module for jungle gym (φ20)

Configuration parts	TYPE	Order code No.
Cylinder for pipe attachment	MCP1-2020	123702
Pad rectangle w/ black SW for mini cylinder	KRC1-5000	101714
Cross connector・φ20 φ20	N01861-206	131101
Bolt with Hexagon Socket	M4＊10	122795



Order code No.	090186
TYPE	JGM-024

Gripper module for jungle gym (φ20)

Configuration parts	TYPE	Order code No.
Cylinder for pipe attachment	MCP1-2020	123702
Pad rectangle w/ black SW for mini cylinder	KRC1-5000	101714
Parallel connector・φ20 φ20	N01861-106	131095
Bolt with Hexagon Socket	M4＊10	122795



Order code No.	090187
TYPE	JGM-025

Gripper module for jungle gym (φ20)

Configuration parts	TYPE	Order code No.
Cylinder for pipe attachment	MCP1-2020	123702
Pad rectangle w/ black SW for mini cylinder	KRC1-5000	101714
Cross connector・φ20 φ20	N01861-206	131101
Rotation bracket・φ20・20A	N01864-304	131171
Bolt with Hexagon Socket	M4＊10	122795



Order code No.	090219
TYPE	JLM-001B

Limit switch module for jungle gym (φ8)

Configuration parts	TYPE	Order code No.
Slide bracket・W・φ8	N01863-113	131217
Slide washer・W・φ8／φ12	N01863-102	131129
Slide bracket 70・W・φ12	N01863-103	131130
Connector・for SSW	N01861-108	131097
Star sensor	SSW-15	181139
Pipe end cap (Black)・φ12	R-CAP-12	171339
Jungle gym SS pipe φ12 ＊	12＊0.6＊500	271527

＊Please cut it at 100mm before use.

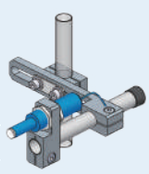

Order code No.	090220
TYPE	JLM-002B

Limit switch module for jungle gym (φ12)

Configuration parts	TYPE	Order code No.
Slide bracket・W・φ12	N01863-101	131128
Slide washer・W・φ8／φ12	N01863-102	131129
Slide bracket 70・W・φ12	N01863-103	131130
Connector・for SSW	N01861-108	131097
Star sensor	SSW-15	181139
Pipe end cap (Black)・φ12	R-CAP-12	171339
Jungle gym SS pipe φ12 ＊	12＊0.6＊500	271527

＊Please cut it at 100mm before use.

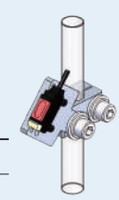

Order code No.	090190
TYPE	JLM-003

Limit switch module for jungle gym (φ12)

Configuration parts	TYPE	Order code No.
Slide bracket・W・φ12	N01863-101	131128
Sensor bracket	N01915-201	131077
Photo sensor	E3T-SL21R (NPN)	041412

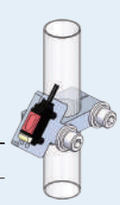

Order code No.	090191
TYPE	JLM-004

Limit switch module for jungle gym (φ20)

Configuration parts	TYPE	Order code No.
Bracket・φ20	N01915-110	131072
Sensor bracket	N01915-201	131077
Photo sensor	E3T-SL21R (NPN)	041412

Eins_CATALOG_V6_05-ﾌﾚｰﾑﾓｼﾞｭｰﾙ_EN.indd 33 2021/09/21 17:10:15

Let's Joint

- Combination of Eins parts makes building an E.O.A.T. for many different shape of products easy.
- Light weight and easy fabrication.

Frame ／ Module



Grip



Suction





Tubing 6-1

Let's Joint series parts based on three different size of aluminium profile extrusions to build an end of arm tool.
Determine extract method first. And choose your favorite parts from the product list.

■Example of using other components parts

- Let's Joint + Connector + Bracket + Nut





Order code No.	271520
TYPE	10*20*500



Order code No.	131130
TYPE	N01863-103



Order code No.	131222
TYPE	N01911-204-205SET



Order code No.	131056
TYPE	N01914-103

Eins_CATALOG_V6_05-フレームモジュール_EN.indd 34 2021/09/21 17:10:17

List of Let's Joint

Various parts can be attached to let's joint frame.

■Specification

	Product name		Order code No. TYPE
Frame	Let's joint profile		271520
			10*20*500
			271521
			10*20*1000
			271515
			10*20*1500
			281807
			25*25*500
			281809
			25*25*1000
			281753
			25*25*1500
			281808
			25*50*500
			281810
			25*50*1000
			281754
			25*50*1500
Profile end cap	Profile end cap・10-20		131213
			N01902-004
	Profile end cap・25-25		131214
			N01902-005
	Profile end cap・25-50		131215
			N01902-006
Connector set	Connector 20・set B		131221
			N01911-201-203SET
	Connector 20・set C		131222
			N01911-204-205SET
	Cross connector・20/25・set A		131223
			N01911-208-106-201SET
	Connector 25・set A		131224
			N01911-101-102SET
Connector	Cross connector・20		131028
			N01911-206
	Cross connector・25		131019
			N01911-103
	Cross connector・25/50		131033
			N01911-401

	Product name		Order code No. TYPE
Connector	Cross connector・50		131032
			N01911-301
	Connector 20・F		131029
			N01911-207
	Connector 20・G	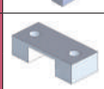	131031
			N01911-209
	Cylinder connector 25・A		131020
			N01911-104
	Cylinder connector 25・B		131021
			N01911-105
Block	Connector block 50・B		131040
			N01912-203
	Connector block・for GCYL		131039
			N01912-202
	Connector block・light		131038
			N01912-106
	Connector block 25/50・A		131041
			N01912-301
	Connector block 25・C		131035
			N01912-103
	Connector block 25・D		131036
			N01912-104
Bracket	Slide bracket 40・M3	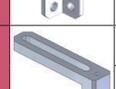	131158
			N01863-214
	Slide bracket 40・M5	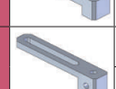	131147
			N01863-203
	Slide bracket 40・M6	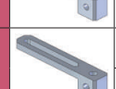	131156
			N01863-212
	Slide bracket 40・PT1/8	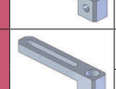	131154
			N01863-210
	Slide bracket 40・W・M10	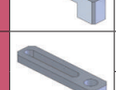	131139
			N01863-117
	Slide bracket 40・W・M12	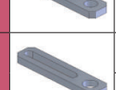	131140
			N01863-118
	Slide bracket 40・W・M17	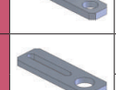	131143
			N01863-122
	Slide bracket 40・φ8	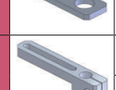	131152
			N01863-208

Eins_CATALOG_V6_05-ﾌﾚｰﾑ-ﾓｼﾞｭｰﾙ_EN.indd 35 2021/09/21 17:10:20

List of Let's Joint

	Product name		Order code No. / TYPE
Bracket	Slide bracket 40 • W • ϕ8	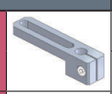	131131 / N01863-106
	Slide bracket 40 • W • ϕ12	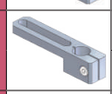	131132 / N01863-107
	Slide bracket 40 • W • ϕ20	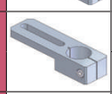	131137 / N01863-114
	Slide bracket 40 • T • W • ϕ8		230051 / XL0005-102
	Slide bracket 40 • T • ϕ8	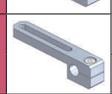	230056 / XL0005-107
	Slide bracket 40 • T • ϕ12	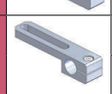	230052 / XL0005-103
	Slide bracket 40 • T • ϕ20	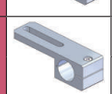	230054 / XL0005-105
	Slide bracket 70 • M3	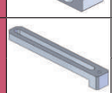	131159 / N01863-217
	Slide bracket 70 • M5	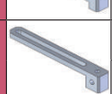	131148 / N01863-204
	Slide bracket 70 • M6	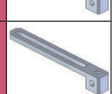	131157 / N01863-213
	Slide bracket 70 • PT1/8	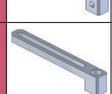	131155 / N01863-211
	Slide bracket 70 • W • M10	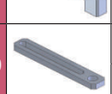	131141 / N01863-120
	Slide bracket 70 • W • M12		131142 / N01863-121
	Slide bracket 70 • W • M17		131144 / N01863-124
	Slide bracket 70 • ϕ8	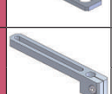	131153 / N01863-209
	Slide bracket 70 • W • ϕ8	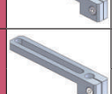	131133 / N01863-110
	Slide bracket 70 • W • ϕ12	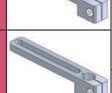	131130 / N01863-103
	Slide bracket 70 • W • ϕ20	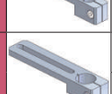	131138 / N01863-115
	Slide bracket 70 • T • W • ϕ8	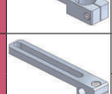	230053 / XL0005-104

	Product name		Order code No. / TYPE
Bracket	Slide bracket 70 • T • ϕ8		230057 / XL0005-108
	Slide bracket 70 • T • ϕ12		230050 / XL0005-101
	Slide bracket 70 • T • ϕ20	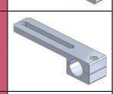	230055 / XL0005-106
	Swing Bracket		131065 / N01915-102
	Connector bracket 25 • E		131037 / N01912-105
	Suction link bracket • M12		131090 / N01918-201
	Cylinder bracket • ϕ8	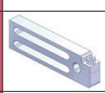	131075 / N01915-113
	Cylinder bracket • ϕ12		131074 / N01915-112
	Cylinder bracket • ϕ20	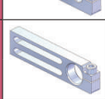	131066 / N01915-103
	Link bracket 25/50	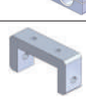	131034 / N01911-402
	Chuck bracket • ϕ12	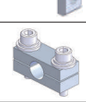	131067 / N01915-105
	Sensor bracket		131077 / N01915-201
	Nipper bracket • D		131081 / N01915-304
	Nipper bracket • E		131082 / N01915-305
	Bracket • NCON	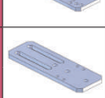	131083 / N01915-401
	Bracket • ϕ8	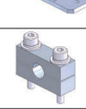	131073 / N01915-111
	Bracket • ϕ12	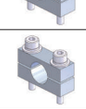	131071 / N01915-109
	Bracket • ϕ20	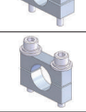	131072 / N01915-110
	Bracket • W • ϕ8	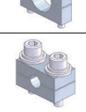	131070 / N01915-108

Eins_CATALOG_V6_05-フレームモジュール_EN.indd 36 2021/09/21 17:10:23

	Product name		Order code No. TYPE
Bracket	Bracket • W • ϕ12		131068 N01915-106
Bracket	Bracket • W • ϕ20		131069 N01915-107
Bracket	Rotation bracket • ϕ20		131064 N01915-101
Plate	Connector plate20 • A		131413 N01913-201
Plate	Connector plate25 • A		131406 N01913-101
Plate	Connector plate25 • B		131407 N01913-102
Plate	Connector plate25 • C		131405 N01913-103
Plate	Connector plate25 • D		131045 N01913-104
Plate	Connector plate25 • F		131047 N01913-106
Plate	Connector plate25 • G		131411 N01913-107
Plate	Connector plate25 • H		131049 N01913-108
Plate	Connector plate25/50 • A		131416 N01913-401
Plate	Connector plate50 • A		131051 N01913-301
Plate	Connector plate50 • B		131415 N01913-302
Washer	Washer A • for let's joint		131087 N01918-102
Washer	Washer B • for let's joint		131088 N01918-103
Nut	Nut • M4		131061 N01914-108
Nut	Nut • M4 • 2P • 32、M5 • 2P • 28		131063 N01914-202
Nut	Nut • M4 • 2P • 38、M3 • 2P • 20		131062 N01914-201

	Product name		Order code No. TYPE
Nut	Nut • M6		131056 N01914-103
Nut	Nut • M6 • 2P • 12		131055 N01914-102
Nut	Nut • M6 • 2P • 15		131054 N01914-101
Nut	Nut • M6 • 2P • 20		131058 N01914-105
Nut	Nut • M6 • 2P • 25		131059 N01914-106
Nut	Nut • M6 • 3P • 15		131057 N01914-104
Nut	Nut • M6 • 3P • 30		131060 N01914-107
Nut plate	Nut plate • for Slide bracket		023197 CP-076
Guide bar	Guide bar • 100		131084 N01916-201
Guide bar	Guide bar • 200		131085 N01916-202
Spacer	Spacer 25 • T5 • P25		131086 N01918-101
Plate	Attach plate • A		131091 N01918-301

Eins_CATALOG_V6_05-フレームモジュール_EN.indd 37 2021/09/21 17:10:25

Base Frame Module

Modularized chuck parts for let's joint.

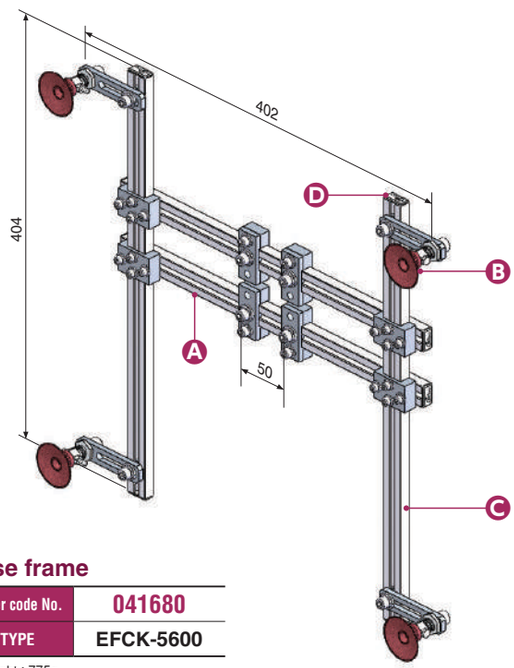

Base frame

Order code No.	041680
TYPE	EFCK-5600

● Weight : 775g

Configuration module	TYPE	Order code No.	No. of uses	Details
Ⓐ Base frame for let's joint.	EFCK-5601	041681	2	5-38
Ⓑ Suction module for let's joint.	LSM-003	110571	4	5-38
Ⓒ Let's joint profile	10*20*500	271520	2	5-35
Ⓓ Profile end cap・10-20	N01902-004	131213	4	5-35

Base frame for let's joint. components of EFCK-5600…Ⓐ

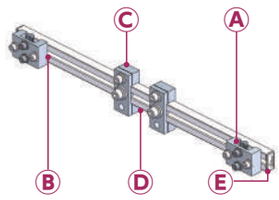

Order code No.	041681
TYPE	EFCK-5601

● Weight : 180g

Configuration module	TYPE	Order code No.	No. of uses	Details
Ⓐ Connector 20・F	N01911-207	131029	2	5-35
Ⓑ Nut・M4	N01914-108	131061	8	5-37
Ⓒ Connector 20・set C	N01911-204-205set	131222	2	5-35
Ⓓ Let's joint profile	10*20*500	271520	1	5-35
Ⓔ Profile end cap・10-20	N01902-004	131213	2	5-35

Suction module for let's joint. components of EFCK-5600…Ⓑ

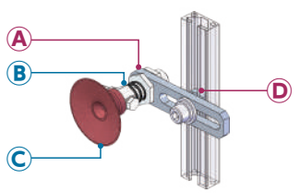

Order code No.	110571
TYPE	LSM-003

● Weight : 50g

Configuration module	TYPE	Order code No.	No. of uses	Details
Ⓐ Slide bracket 40・W・M12	N01863-118	131140	1	5-35
Ⓑ Suction stem for small	VFIL-S-5A	210974	1	3-24
Ⓒ Suction cups (standard/silicon/brown)	VAPH-40C	210196	1	3-5
Ⓓ Nut・M6	N01914-103	131056	1	5-37

Base frame for let's joint.

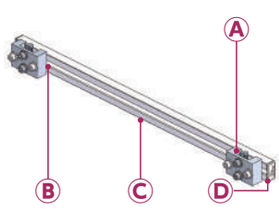

Order code No.	041682
TYPE	EFCK-5602

● Weight : 130g

Configuration module	TYPE	Order code No.	No. of uses	Details
Ⓐ Connector 20・F	N01911-207	131029	2	5-35
Ⓑ Nut・M4	N01914-108	131061	8	5-37
Ⓒ Let's joint profile	10*20*500	271520	1	5-35
Ⓓ Profile end cap・10-20	N01902-004	131213	2	5-35

Eins_CATALOG_V6_05-フレームモジュール_EN.indd 38 2021/09/21 17:10:26

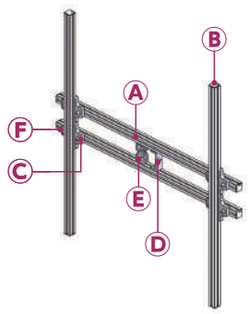

Base frame

Order code No.	041683
TYPE	EFCK-7000

● Weight : 3,114g

Configuration module		TYPE	Order code No.	No. of uses	Details
Ⓐ	Let's joint・25＊25＊1500	25＊25＊1500	281753	2	5-35
Ⓑ	Profile end cap・25・25	N01902-005	131214	8	5-35
Ⓒ	Cross connector・25	N01911-103	131019	4	5-35
Ⓓ	Connector block25・C	N01912-103	131035	4	5-35
Ⓔ	Nut・M6・2P・15	N01914-101	131054	4	5-37
Ⓕ	Nut・M6	N01914-103	131056	16	5-37

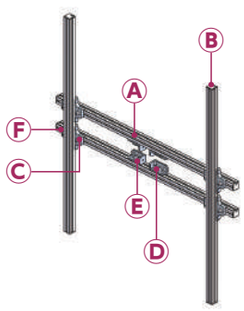

Base frame

Order code No.	041686
TYPE	EFCK-7500

● Weight : 3,476g

Configuration module		TYPE	Order code No.	No. of uses	Details
Ⓐ	Let's joint・25＊25＊1500	25＊25＊1500	281753	2	5-35
Ⓑ	Profile end cap・25・25	N01902-005	131214	8	5-35
Ⓒ	Cross connector・25	N01911-103	131019	4	5-35
Ⓓ	Connector block25・D	N01912-104	131036	4	5-35
Ⓔ	Nut・M6・2P・15	N01914-101	131054	4	5-37
Ⓕ	Nut・M6	N01914-103	131056	16	5-37

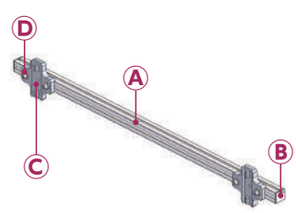

Base frame for let's joint.

Order code No.	041685
TYPE	EFCK-7002

● Weight : 961g

Configuration module		TYPE	Order code No.	No. of uses	Details
Ⓐ	Let's joint・25＊25＊1000	25＊25＊1000	281809	1	5-35
Ⓑ	Profile end cap・25・25	N01902-005	131214	2	5-35
Ⓒ	Cross connector・25	N01911-103	131019	2	5-35
Ⓓ	Nut・M6	N01914-103	131056	8	5-37

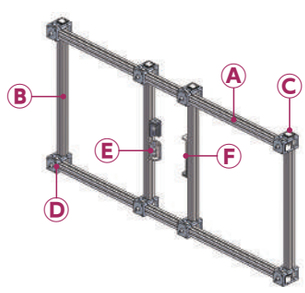

Base frame

Order code No.	041689
TYPE	EFCK-7600

● Weight : 3,992g

Configuration module		TYPE	Order code No.	No. of uses	Details
Ⓐ	Let's joint・25＊25＊1000	25＊25＊1000	281809	2	5-35
Ⓑ	Let's joint・25＊25＊500	25＊25＊500	281808	4	5-35
Ⓒ	Profile end cap・25・25	N01902-005	131214	12	5-35
Ⓓ	Connector 25・set A	N01911-101-102SET	131224	8	5-35
Ⓔ	Connector block25・D	N01912-104	131036	4	5-35
Ⓕ	Nut・M6・2P・15	N01914-101	131054	4	5-37

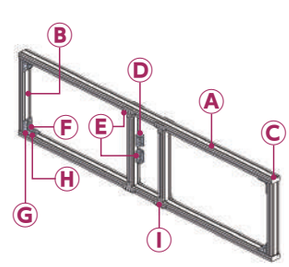

Base frame

Order code No.	041692
TYPE	EFCK-8000

● Weight : 7,612g

Configuration module		TYPE	Order code No.	No. of uses	Details
Ⓐ	Let's joint・25＊50＊1500	25＊50＊1500	281754	2	5-35
Ⓑ	Let's joint・25＊50＊500	25＊25＊500	281808	4	5-35
Ⓒ	Profile end cap・25・50	N01902-006	131215	4	5-35
Ⓓ	Connector block25・D	N01912-104	131036	4	5-35
Ⓔ	Nut・M6・2P・15	N01914-101	131054	20	5-37
Ⓕ	Connector block50・B	N01912-203	131040	4	5-35
Ⓖ	Nut・M6・2P・20	N01914-105	131058	8	5-37
Ⓗ	Nut・M6・2P・25	N01914-106	131059	8	5-37
Ⓘ	Connector plate25・D	N01913-104	131045	8	5-37

Change method of sales

(Order as sub-module kit)



Order code No.	041684
TYPE	EFCK-7001

Base frame for let's joint.

Configuration parts	TYPE	Order code No.
Cross connector・25	N01911-103	131019
Connector block25・D	N01912-104	131036
Nut・M6・2P・15	N01914-101	131054
Profile end cap・25・25	N01902-005	131214
PROFILE25＊25	25＊25＊500	281807

＊PROFILE length is 500mm if only PROFILE is ordered.

Eins_CATALOG_V6_05-ﾌﾚｰﾑｰﾓｼﾞｭｰﾙ_EN.indd 39 2021/09/21 17:10:26

Suction Module (Order as sub-module kit)

Modularized chuck parts for let's joint.

Example of using gripper module

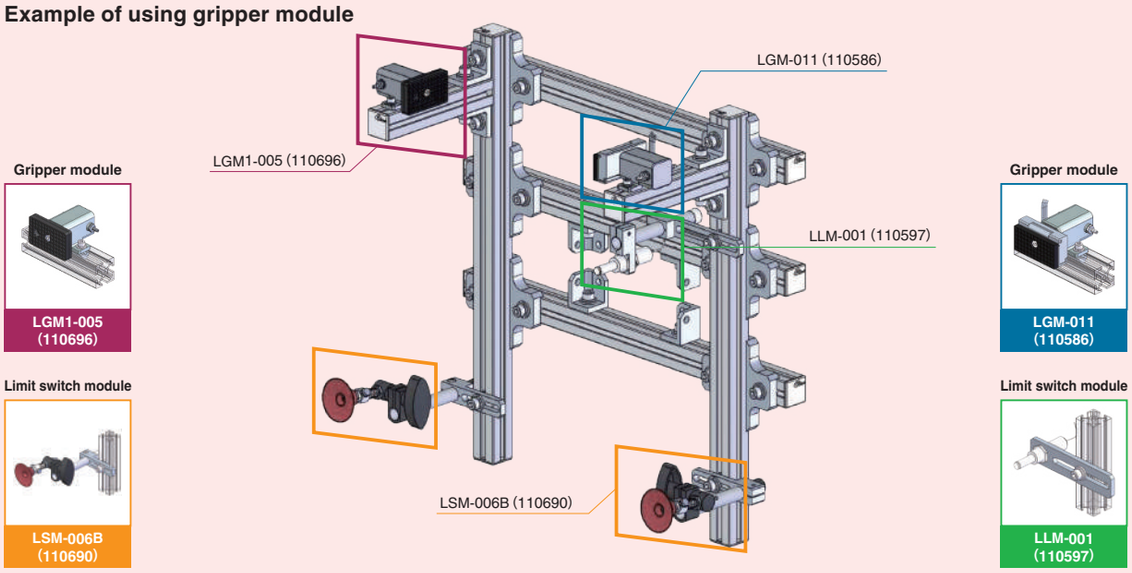

Change method of sales (Order as sub-module kit)



Order code No.	110569
TYPE	LSM-001

Suction module for let's joint

Configuration parts	TYPE	Order code No.
Bracket・φ8	N01915-111	131073
Rotation bracket・φ8・M12A	N01864-205	131433
Suction stem for small	VFIL-S-5A	210974
Suction cups (standard/silicon/brown)	VAPH-20C	210194
Nut・M4	N01914-108	131061
Slide washer・φ8／φ12	N01863-202	131146
Bolt with Hexagon Socket	M4*25	122798
for M4 SW、flat W	M4	122773、122778



Order code No.	110570
TYPE	LSM-002

Suction module for let's joint

Configuration parts	TYPE	Order code No.
Slide bracket 40・W・M12	N01863-118	131140
Suction stem for small	VFIL-S-5A	210974
Suction cups (standard/silicon/brown)	VAPH-20C	210194
Nut・M6	N01914-103	131056
Bolt with hexagon socket (SW+flat W) (trivalent chromate white)	M6*15 (E)	122821

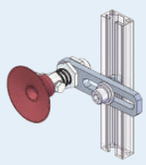

Order code No.	110571
TYPE	LSM-003

Suction module for let's joint

Configuration parts	TYPE	Order code No.
Slide bracket 40・W・M12	N01863-118	131140
Suction stem for small	VFIL-S-5A	210974
Suction cups (standard/silicon/brown)	VAPH-40C	210196
Nut・M6	N01914-103	131056
Bolt with hexagon socket (SW+flat W) (trivalent chromate white)	M6*15 (E)	122821

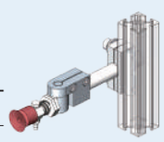

Order code No.	110689
TYPE	LSM-004B

Suction module for let's joint

Configuration parts	TYPE	Order code No.
Nut・M6・3P・15	N01914-104	131057
Chuck bracket・φ12	N01915-105	131067
Rotation bracket・φ12・8B	N01864-101A	131600
Rotation bracket・φ8・M12A	N01864-205	131433
Suction stem for small	VFIL-S-5A	210974
Suction cups (standard/silicon/brown)	VAPH-20C	210194
Pipe end cap (black)・φ12	R-CAP-12	171339
Jungle gym SS pipe φ12 *	12*0.6*500	271527
Bolt with Hexagon Socket	M6*25	122969
for M6 SW、flat W	M6	122775、122780

*Please cut it at 80mm before use.

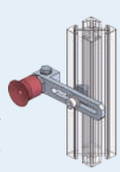

Order code No.	110573
TYPE	LSM-005

Suction module for let's joint

Configuration parts	TYPE	Order code No.
Slide bracket 70・M5	N01863-204	131148
Suction cups (standard/silicon/brown)	VAPH-20C	210194
Fitting	PF	190106
Fitting	BF-6	190108
Nut・M4	N01914-108	131061
Suction stem attachment head M5 small	N01892-301	131209
Bolt with hexagon socket (SW+flat W) (trivalent chromate white)	M4*12 (E)	122812

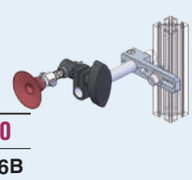

Order code No.	110690
TYPE	LSM-006B

Suction module for let's joint

Configuration parts	TYPE	Order code No.
Pipe end cap (black)・φ12	R-CAP-12	171339
Slide bracket 40・W・φ12	N01863-107	131132
Nut・M6	N01914-103	131056
Suction stems Non rotate (small)	VFILB2-SH	211045
Suction cups (standard/silicon/brown)	VAPH-40C	210196
Clip・TMA・φ12*φ10	TMA-CL (12*10)	196564
Jungle gym SS pipe φ12 *	12*0.6*500	271527
Bolt with hexagon socket (SW+flat W) (trivalent chromate white)	M6*15 (E)	122821

*Please cut it at 100mm before use.

Eins_CATALOG_V6_05-フレームモジュール_EN.indd 40 2021/09/21 17:10:27

Grip Module (Order as sub-module kit)

Change method of sales (Order as sub-module kit)

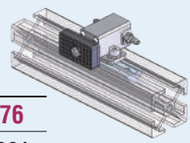

Order code No. **110576**
TYPE **LGM-001**

Gripper module for let's joint (UMCD)

Configuration parts	TYPE	Order code No.
Micro mini cylinders	UMCD-5	200122
Pad rectangle black for micro mini cylinder	CPUM-01	022797
Nut・M4・2P・3B、M3・2P・20	N01914-201	131062
Fitting	BF-3	010473
Bolt with Hexagon Socket (trivalent chromate white)	M3*10	122790
for M3 SW、flat W	M3	122772、122777
Bolt with Hexagon Socket (trivalent chromate white)	M3*6	123231

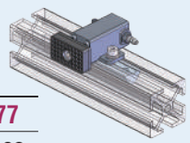

Order code No. **110577**
TYPE **LGM-002**

Gripper module for let's joint (UMCD)

Configuration parts	TYPE	Order code No.
Micro mini cylinders	UMCD-10	200123
Pad rectangle black for micro mini cylinder	CPUM-01	022797
Nut・M4・2P・3B、M3・2P・20	N01914-201	131062
Fitting	BF-3	010473
Bolt with Hexagon Socket (trivalent chromate white)	M3*10	122790
for M3 SW、flat W	M3	122772、122777
Bolt with Hexagon Socket (trivalent chromate white)	M3*6	123231

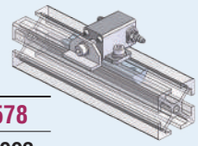

Order code No. **110578**
TYPE **LGM-003**

Gripper module for let's joint (UMCD)

Configuration parts	TYPE	Order code No.
Micro mini cylinders	UMCD-5	200122
Claw L shape for micro mini cylinder	CPUM-02	022798
Nut・M4・2P・3B、M3・2P・20	N01914-201	131062
Fitting	BF-3	010473
Bolt with Hexagon Socket (trivalent chromate white)	M3*10	122790
for M3 SW、flat W	M3	122772、122777
Bolt with Hexagon Socket (trivalent chromate white)	M3*6	123231

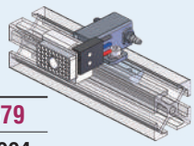

Order code No. **110579**
TYPE **LGM-004**

Gripper module for let's joint (UMCD)

Configuration parts	TYPE	Order code No.
Micro mini cylinders	UMCD-10	200123
Pad rectangle w/ SW for micro mini cylinder	L1131-100	110568
Nut・M4・2P・3B、M3・2P・20	N01914-201	131062
Fitting	BF-3	010473
Bolt with Hexagon Socket (trivalent chromate white)	M3*10	122790
for M3 SW、flat W	M3	122772、122777
Bolt with Hexagon Socket (trivalent chromate white)	M3*8	123232

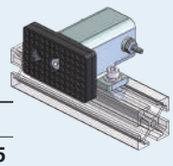

Order code No. **110696**
TYPE **LGM1-005**

Gripper module for let's joint (MCD1)

Configuration parts	TYPE	Order code No.
Mini cylinder・MCD1	MCD1-10	123219
Pad rectangle black 2 holes for mini cylinder	CPL-060	023336
Nut・M4・2P・3B、M3・2P・20	N01914-201	131062
Fitting	BF-5	190109
Bolt with hexagon socket (SW + flat W) (trivalent chromate white)	M4*12 (E)	122812
Bolt with Hexagon Socket (trivalent chromate white)	M4*10	122795

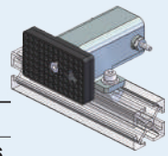

Order code No. **110697**
TYPE **LGM1-006**

Gripper module for let's joint (MCD1)

Configuration parts	TYPE	Order code No.
Mini cylinder・MCD1	MCD1-20	123220
Pad rectangle black 2 holes for mini cylinder	CPL-060	023336
Nut・M4・2P・3B、M3・2P・20	N01914-201	131062
Fitting	BF-5	190109
Bolt with hexagon socket (SW + flat W) (trivalent chromate white)	M4*12 (E)	122812
Bolt with Hexagon Socket (trivalent chromate white)	M4*10	122795

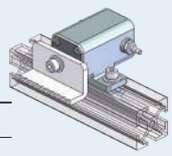

Order code No. **110582**
TYPE **LGM-007**

Gripper module for let's joint (MCD1)

Configuration parts	TYPE	Order code No.
Mini cylinder・MCD1	MCD1-10	123219
Claw L shape for micro mini cylinder	CP-014	370073
Nut・M4・2P・3B、M3・2P・20	N01914-201	131062
Bolt with hexagon socket (SW + flat W) (trivalent chromate white)	M4*12 (E)	122812
Bolt with Hexagon Socket (trivalent chromate white)	M4*10	122795
Fitting	BF-5	190109

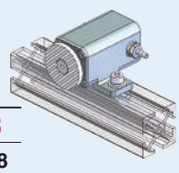

Order code No. **110583**
TYPE **LGM-008**

Gripper module for let's joint (MCD1)

Configuration parts	TYPE	Order code No.
Mini cylinder・MCD1	MCD1-10	123219
Claw L shape for mini cylinder	CP-013	370072
Nut・M4・2P・3B、M3・2P・20	N01914-201	131062
Fitting	BF-5	190109
Bolt with hexagon socket (SW + flat W) (trivalent chromate white)	M4*12 (E)	122812
Flat head screw with hexagon socket	M4*8	122785

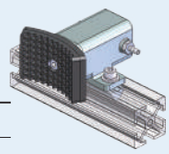

Order code No. **110584**
TYPE **LGM-009**

Gripper module for let's joint (MCD1)

Configuration parts	TYPE	Order code No.
Mini cylinder・MCD1	MCD1-10	123219
Pad curved black for mini cylinder	CPL-018	023359
Nut・M4・2P・3B、M3・2P・20	N01914-201	131062
Fitting	BF-5	190109
Bolt with hexagon socket (SW + flat W) (trivalent chromate white)	M4*12 (E)	122812
Flat head screw with hexagon socket	M4*8	122785

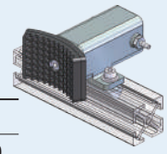

Order code No. **110585**
TYPE **LGM-010**

Gripper module for let's joint (MCD1)

Configuration parts	TYPE	Order code No.
Mini cylinder・MCD	MCD1-20	123220
Pad curved black for mini cylinder	CPL-018	023359
Nut・M4・2P・3B、M3・2P・20	N01914-201	131062
Fitting	BF-5	190109
Bolt with hexagon socket (SW + flat W) (trivalent chromate white)	M4*12 (E)	122812
Bolt with Hexagon Socket (trivalent chromate white)	M4*10	122795

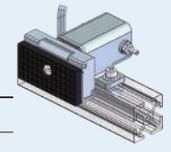

Order code No. **110586**
TYPE **LGM-011**

Gripper module for let's joint (MCD1)

Configuration parts	TYPE	Order code No.
Mini cylinder・MCD1	MCD1-10	123219
Pad rectangle w/ black SW for mini cylinder	KRCR-5000	101832
Nut・M4・2P・3B、M3・2P・20	N01914-201	131062
Fitting	BF-5	190109
Bolt with hexagon socket (SW + flat W) (trivalent chromate white)	M4*12 (E)	122812
Bolt with Hexagon Socket (trivalent chromate white)	M4*10	122795

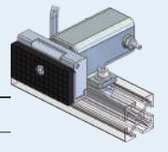

Order code No. **110587**
TYPE **LGM-012**

Gripper module for let's joint (MCD1)

Configuration parts	TYPE	Order code No.
Mini cylinder・MCD1	MCD1-20	123220
Pad rectangle w/ black SW for mini cylinder	KRCR-5000	101832
Nut・M4・2P・3B、M3・2P・20	N01914-201	131062
Fitting	BF-5	190109
Bolt with hexagon socket (SW + flat W) (trivalent chromate white)	M4*12 (E)	122812
Bolt with Hexagon Socket (trivalent chromate white)	M4*10	122795

Eins_CATALOG_V6_05-フレームモジュール_EN.indd 41 2021/09/21 17:10:29

Grip Module ／ Limit Switch Module (Order as sub-module kit)

Change method of sales (Order as sub-module kit)



Order code No. 110588
TYPE LGM-013

Gripper module for let's joint (MCP)

Configuration parts	TYPE	Order code No.
Cylinder for pipe attachment	MCP1-1210	123699
Pad rectangle black for micro mini cylinder	CPUM-01	022797
Chuck bracket・φ12	N01915-105	131067
Nut・M6・3P・15	N01914-104	131057
Bolt with Hexagon Socket (trivalent chromate white)	M6*25	122969
for M6 SW、flat W	M6	122775、122780
Bolt with Hexagon Socket (trivalent chromate white)	M3*6	123231



Order code No. 110692
TYPE LGM1-014

Gripper module for let's joint (MCP)

Configuration parts	TYPE	Order code No.
Cylinder for pipe attachment	MCP1-1220	123700
Pad rectangle black for micro mini cylinder	CPUM-01	022797
Chuck bracket・φ12	N01915-105	131067
Nut・M6・3P・15	N01914-104	131057
Bolt with Hexagon Socket (trivalent chromate white)	M6*25	122969
for M6 SW、flat W	M6	122775、122780
Bolt with Hexagon Socket (trivalent chromate white)	M3*6	123231



Order code No. 110693
TYPE LGM1-015

Gripper module for let's joint (MCP)

Configuration parts	TYPE	Order code No.
Cylinder for pipe attachment	MCP1-1220	123700
Pad rectangle w/SW for micro-mini cylinder	L1131-100	110568
Chuck bracket・φ12	N01915-105	131067
Nut・M6・3P・15	N01914-104	131057
Bolt with Hexagon Socket (trivalent chromate white)	M6*25	122969
for M6 SW、flat W	M6	122775、122780
Bolt with Hexagon Socket (trivalent chromate white)	M3*8	123232



Order code No. 110591
TYPE LGM-016

Gripper module for let's joint (MCP)

Configuration parts	TYPE	Order code No.
Cylinder for pipe attachment	MCP1-1210	123699
Claw L shape for micro mini cylinder	CPUM-02	022798
Chuck bracket・φ12	N01915-105	131067
Nut・M6・3P・15	N01914-104	131057
Bolt with Hexagon Socket (trivalent chromate white)	M6*25	122969
for M6 SW、flat W	M6	122775、122780
Bolt with Hexagon Socket (trivalent chromate white)	M3*8	123232



Order code No. 110694
TYPE LGM1-017

Gripper module for let's joint (MCP)

Configuration parts	TYPE	Order code No.
Cylinder for pipe attachment	MCP1-2010	123701
Pad rectangle black 2 holes for mini cylinder	CPL-060	023336
Bracket・W・φ20	N01915-107	131069
Nut・M6・3P・15	N01914-104	131057
Bolt with Hexagon Socket (trivalent chromate white)	M6*35	122989
for M6 SW、flat W	M6	122775、122780
Bolt with Hexagon Socket (trivalent chromate white)	M4*10	122795



Order code No. 110593
TYPE LGM-018

Gripper module for let's joint (MCP)

Configuration parts	TYPE	Order code No.
Cylinder for pipe attachment	MCP1-2020	123702
Pad rectangle black 2 holes for mini cylinder	CPL-060	023336
Bracket・W・φ20	N01915-107	131069
Nut・M6・3P・15	N01914-104	131057
Bolt with Hexagon Socket (trivalent chromate white)	M6*35	122989
for M6 SW、flat W	M6	122775、122780
Bolt with Hexagon Socket (trivalent chromate white)	M4*10	122795



Order code No. 110594
TYPE LGM-019

Gripper module for let's joint (MCP)

Configuration parts	TYPE	Order code No.
Cylinder for pipe attachment	MCP1-2030	123703
Pad rectangle black 2 holes for mini cylinder	CPL-060	023336
Bracket・W・φ20	N01915-107	131069
Nut・M6・3P・15	N01914-104	131057
Bolt with Hexagon Socket (trivalent chromate white)	M6*35	122989
for M6 SW、flat W	M6	122775、122780
Bolt with Hexagon Socket (trivalent chromate white)	M4*10	122795



Order code No. 110595
TYPE LGM-020

Gripper module for let's joint (MCP)

Configuration parts	TYPE	Order code No.
Cylinder for pipe attachment	MCP1-2020	123702
Pad rectangle w/ black SW for mini cylinder	KRCR-5000	101832
Bracket・W・φ20	N01915-107	131069
Nut・M6・3P・15	N01914-104	131057
Bolt with Hexagon Socket (trivalent chromate white)	M6*35	122989
for M6 SW、flat W	M6	122775、122780
Bolt with Hexagon Socket (trivalent chromate white)	M4*10	122795

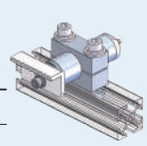

Order code No. 110596
TYPE LGM-021

Gripper module for let's joint (MCP)

Configuration parts	TYPE	Order code No.
Cylinder for pipe attachment	MCP1-2010	123701
Claw L shape for micro mini cylinder	CP-014	370073
Bracket・W・φ20	N01915-107	131069
Nut・M6・3P・15	N01914-104	131057
Bolt with Hexagon Socket (trivalent chromate white)	M6*35	122989
for M6 SW、flat W	M6	122775、122780
Bolt with Hexagon Socket (trivalent chromate white)	M4*10	122795

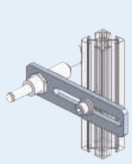

Order code No. 110597
TYPE LLM-001

Limit switch module for let's joint

Configuration parts	TYPE	Order code No.
Slide bracket 70・W・M17	N01863-124	131144
Star sensor	SSW-15	181139
Nut・M6	N01914-103	131056
Bolt with hexagon socket (SW+flat W) (trivalent chromate white	M6*15 (E)	122821



Order code No. 110598
TYPE LLM-002

Limit switch module for let's joint

Configuration parts	TYPE	Order code No.
Slide bracket 70・W・φ12	N01863-103	131130
Connector・for SSW	N01861-108	131097
Star sensor	SSW-15	181139
Pipe end cap (black)・φ12	R-CAP-12	171339
Nut・M6	N01914-103	131056
Jungle gym SS pipe φ12 *	12*0.6*500	271527
Bolt with hexagon socket (SW+flat W) (trivalent chromate white	M6*15 (E)	122821

*Please cut it at 100mm before use.



Order code No. 110599
TYPE LLM-003

Limit switch module for let's joint

Configuration parts	TYPE	Order code No.
Connector block・light	N01912-106	131038
Sensor bracket	N01915-201	131077
Photo sensor	E3T-SL21R (NPN)	041412
Nut・M6	N01914-103	131056
Let's joint profile *	10*20*500	271520
Bolt with hexagon socket (SW+flat W) (trivalent chromate white	M6*15 (E)	122821

*Please cut it at 150mm before use.

Eins_CATALOG_V6_05-フレームモジュール_EN.indd 42 2021/09/21 17:10:30

MEMO

Eins_CATALOG_V6_05-ﾌﾚｰﾑﾓｼﾞｭｰﾙ_EN.indd 43 2021/09/21 17:10:30

Rectangular Tube

- Light weight, strong,and better rotate resistance.
- Combination of Eins parts maks building an E.O.A.T. for many different shape of products easy.

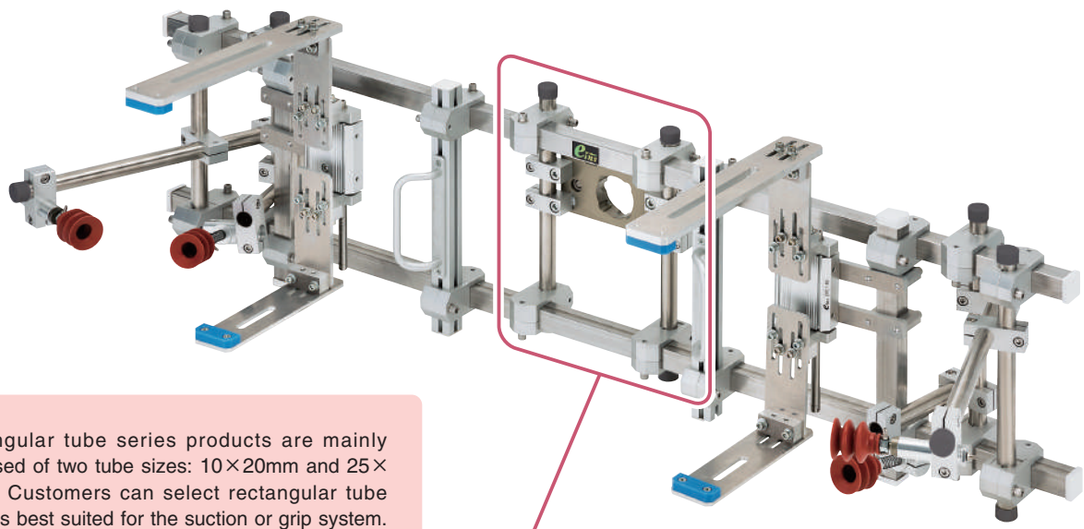

Rectangular tube series products are mainly composed of two tube sizes: 10×20mm and 25×25mm. Customers can select rectangular tube products best suited for the suction or grip system. Using the transformation block allows combinations of jungle gym parts.



Attachment bracket• ϕ20 • M8



Tubing 6-1

Rectangular tube



Cross connector • 25-25



Conversion block • 25-ϕ20



Jungle gym SS pipe ϕ20

Eins_CATALOG_V6_05-フレームモジュール_EN.indd 44 2021/09/21 17:10:32

Rectangular Tube ／ Pipe End Cap

Attaches various kinds of components based on the rectangular tube.



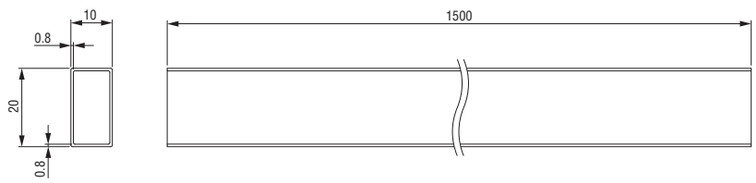

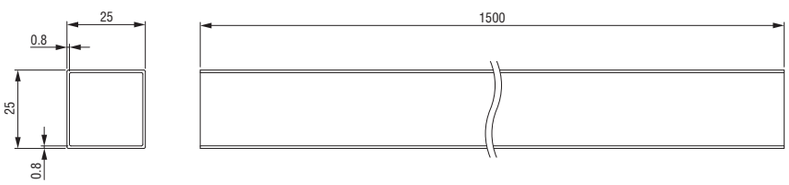

Rectangular tube

＊Diameter of a pipe may expand when you cut the pipe.

Order code No.	185124
TYPE	S10＊20＊1500

● Weight : 535g

Order code No.	185125
TYPE	S25＊25＊1500

● Weight : 895g



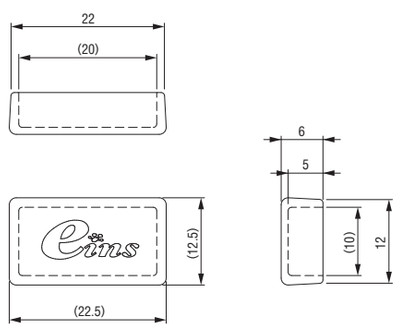

Pipe end cap・10＊20

Order code No.	185219
TYPE	S-CAP 10-20

● Weight : 1g



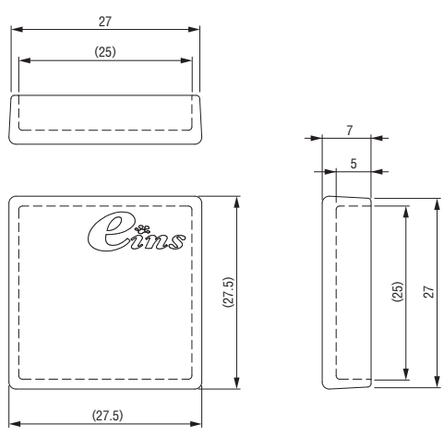

Pipe end cap・25＊25

Order code No.	185218
TYPE	S-CAP 25-25

● Weight : 3g

Eins_CATALOG_V6_05-ﾌﾚｰﾑｰﾓｼﾞｭｰﾙ_EN.indd 45 2021/09/21 17:10:33

Rectangular Tube Series Parts

Securely fixes the Let's SUS square pipe by precision processing.

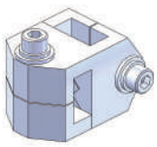

Cross connector • 10-20

Order code No.	185126
TYPE	S-CROSS 10-20

● Weight : 102g

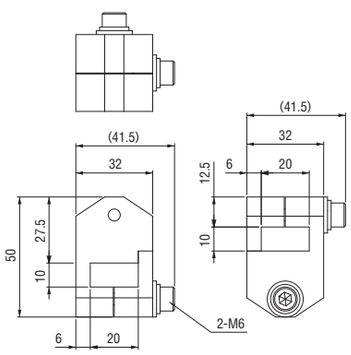

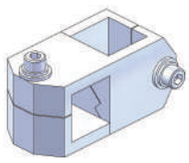

Cross connector • 25-25

Order code No.	185127
TYPE	S-CROSS 25-25

● Weight : 170g

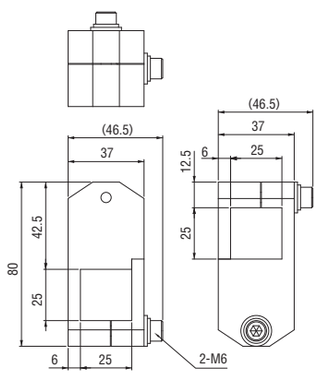

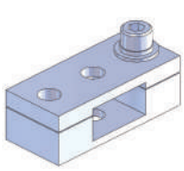

Attachment bracket • 10-20 • M6

Order code No.	185128
TYPE	S-ATBR 10-20 • M6

● Weight : 30g

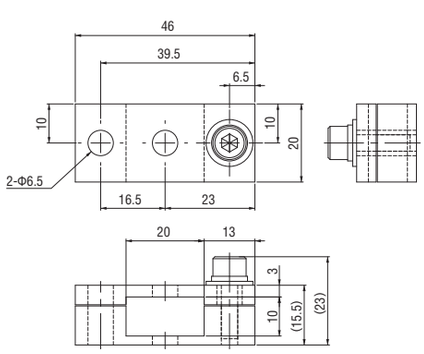

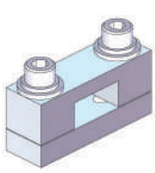

Slide bracket • 10-20

Order code No.	185129
TYPE	S-SLBR 10-20

● Weight : 55g

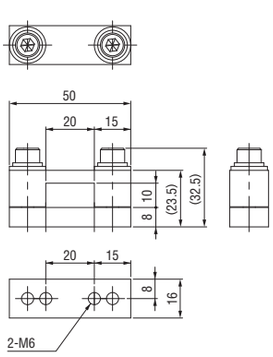

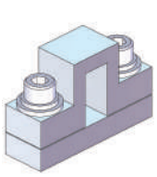

Slide bracket • 20-10

Order code No.	185130
TYPE	S-SLBR 20-10

● Weight : 57g

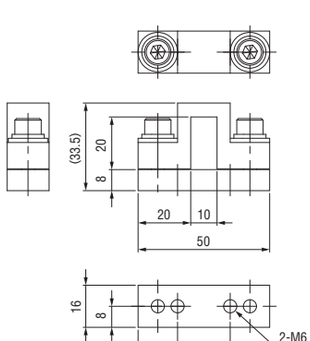

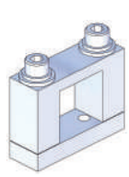

Slide bracket • 25-25

Order code No.	185131
TYPE	S-SLBR 25-25

● Weight : 73g

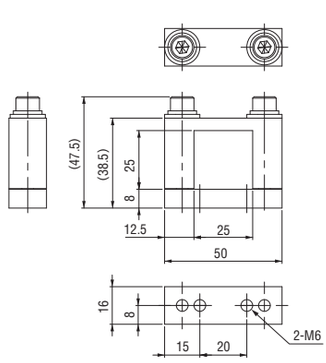

Eins_CATALOG_V6_05-フレームモジュール_EN.indd 46 2021/09/21 17:10:34

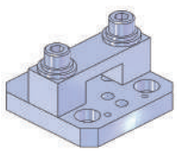

Bracket • 10 • MCD

Order code No.	185132
TYPE	S-BR10 MCD

● Weight : 87g

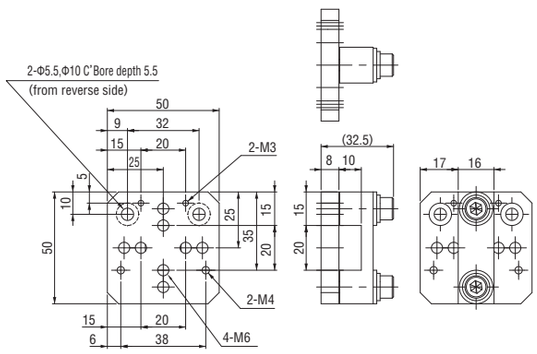

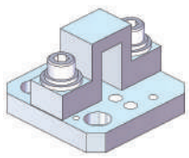

Bracket • 20 • MCD

Order code No.	185133
TYPE	S-BR20 MCD

● Weight : 90g

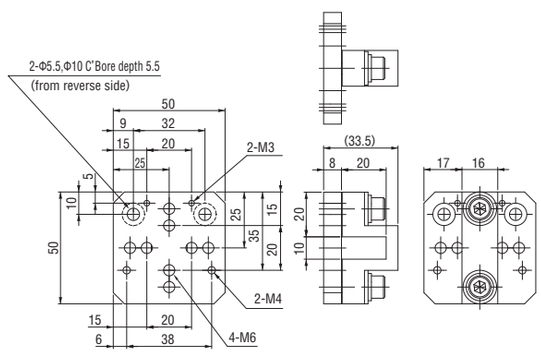

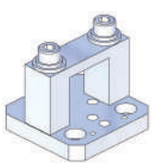

Bracket • 25 • MCD

Order code No.	185134
TYPE	S-BR25 MCD

● Weight : 105g

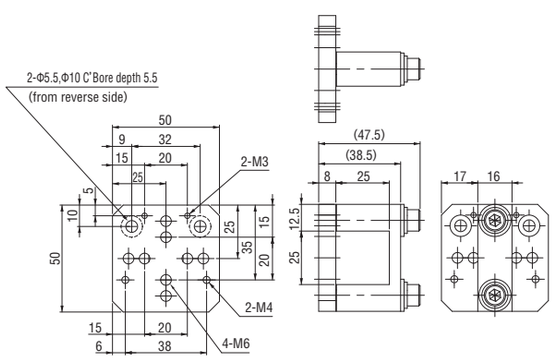

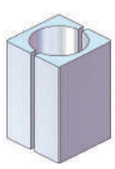

Conversion block • 25- ϕ 20

Order code No.	185135
TYPE	S-CBL25-D20

● Weight : 31g

Convert to rectangular tube 25x25 inner dimension to jungle gym ϕ 20.

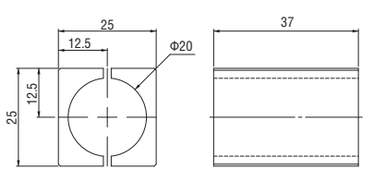

Notes on use

Reverse attachment prevents fixing of conversion block.

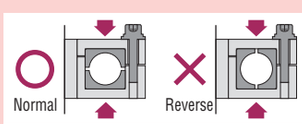

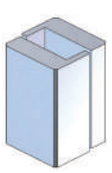

Conversion block • 25-10-20

Order code No.	185136
TYPE	S-CBL25-10-20

● Weight : 42g

Convert to rectangular tube 25x25 inner dimension to rectangular tube 10x20.

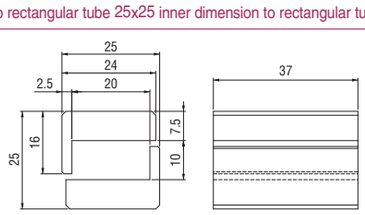

Notes on use

Reverse attachment prevents fixing of conversion block.

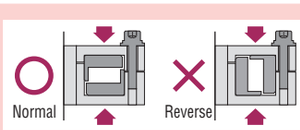

■ Leading connection

	Countermeasures	Page of details
Pitch 20-M3	Micro mini cylinders	2-4
Pitch 38-M4	Mini cylinder	2-4
Pitch 32-C'Bore	Mini container cylinder	2-17
Pitch 20-M6	Slide bracket ϕ 8, ϕ 12	5-15
	Slide bracket	5-21,22,23,24
	Nipper bracket	5-36
	Bracket・NCON	5-36

Eins_CATALOG_V6_05-フレームモジュール_EN.indd 47 2021/09/21 17:10:35

Base Aluminum Material

▶ Aluminum plate

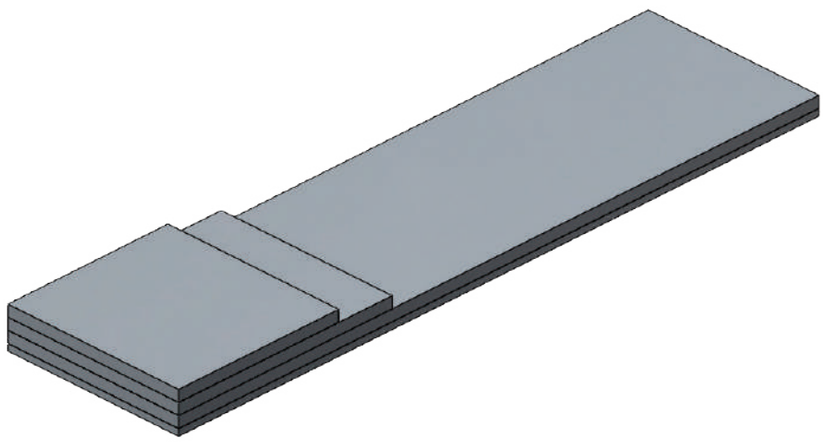

▶ Aluminum angle

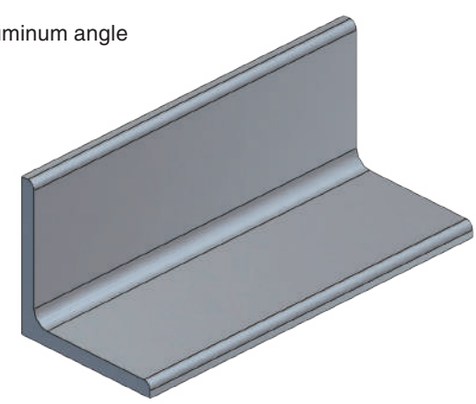

▶ Aluminum flat strip

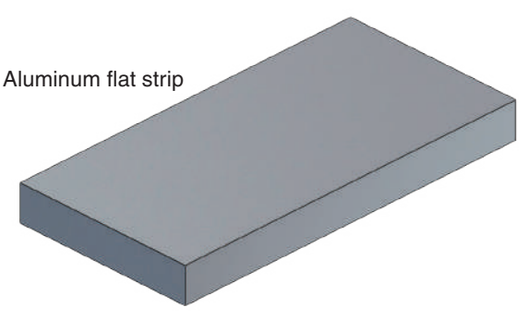

■ Specification

Product name	TYPE	Order code No.	Weight (g)	Remarks
Aluminum plate	3T*400*1200	370029	3,920	Material code : A5052
	5T*400*300	370028	1,630	Material code : A5052
	5T*400*400	370027	2,180	Material code : A5052
	5T*400*1200	370026	6,530	Material code : A5052
Aluminum angle	3T*30*30*2M	370074	900	Material code : A5052
	4T*40*40*2M	370075	1,670	Material code : A6063
	5T*30*30*2M	370077	1,400	Material code : A6063
	5T*50*50*2M	370076	2,440	Material code : A6063
Aluminum flat strip	10T*30*2M	370373	1,470	Material code : A6063
	10T*50*2M	370374	2,630	Material code : A6063

Eins_CATALOG_V6_05-フレームモジュール_EN.indd 48 2021/09/21 17:10:35

Aluminum angle

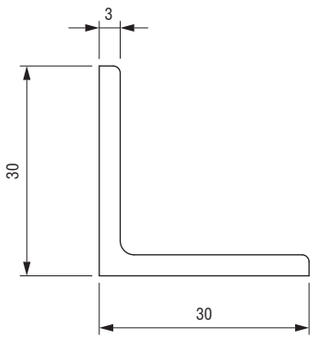

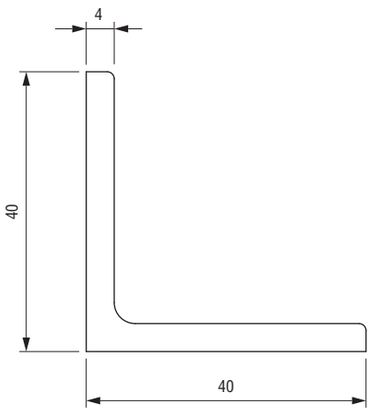

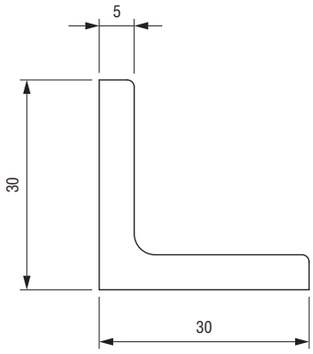

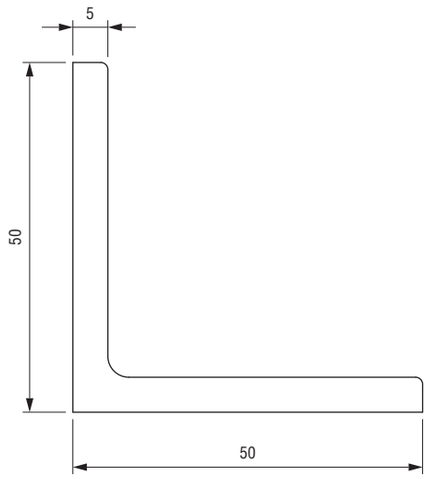

Aluminum flat strip

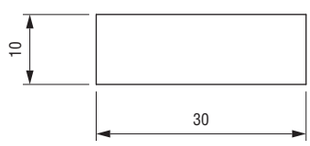

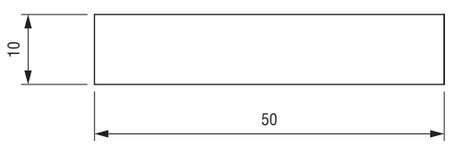

Eins_CATALOG_V6_05-ﾌﾚｰﾑﾓｼﾞｭｰﾙ_EN.indd 49 2021/09/21 17:10:35

Sliding Chuck

- Suction stem can be moved freely according to the shape of workpiece.
- Chuck mounting section can be attached to other Manufacturer's robots.
  The material of vertical bar was changed to duralumin to enhance rigidity.



Suction stem for small

Sliding chuck

Order code No.	054285
TYPE	FCK1-0000

● Weight : 1,150g

Exploded view

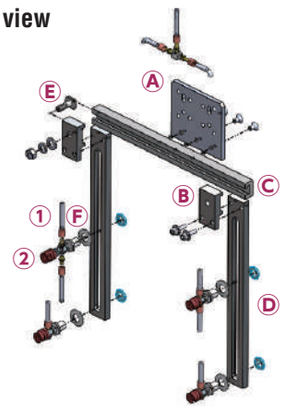

A Chuck mounting base



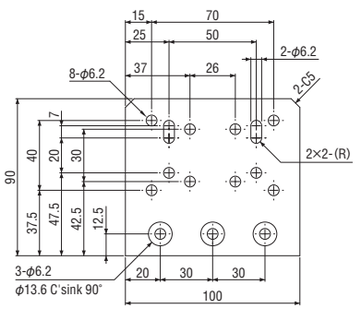

B Sliding holder



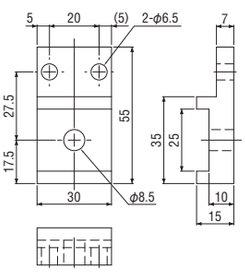

C Universal chuck slide base

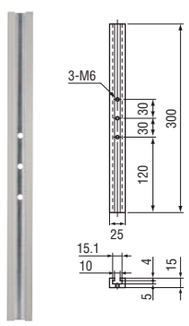

D Vertical bar (L)

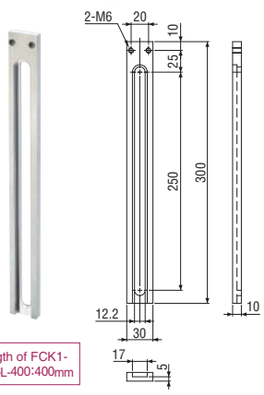

Length of FCK1-0003L-400:400mm

E Sliding chuck fastening bolt

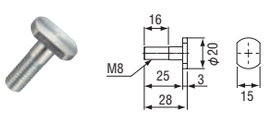

F Taper washer (small)

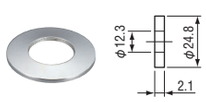

■Specification

	Product name		TYPE	Order code No.	Weight (g)
A	Chuck mounting base		FCK1-0001	054287	393
B	Sliding holder		FCK1-0002S	054288	41
C	Universal chuck slide base		FCK2-0004	054325	213
D	Vertical bar (L)	300mm (standard)	FCK1-0003L	054289	139
		400mm	FCK1-0003L-400	054290	183
E	Sliding chuck fastening bolt		FCK1-0005	054326	11
1	Suction stem for small(M5)		VFIL-S-5A	210974	20
2	Suction cup (standard/silicon/brown)		VAPH-15C	210193	2.2
F	Taper washer・for small		φ12 (for VFIL-S)	370244	4

■Information of used bolt

	Product name	TYPE	Order code No.	Qty
A+C	Flat head screw with hexagon socket	M6*10	122786	3
B+C	Nut class 1	M8	122783	2
	Spring washer	M8	122776	2
	Flat washer	M8	122781	2
B+D	Bolt with hexagon socket (SW+flat W)	M6*20	122822	4

Eins_CATALOG_V6_05-フレームモジュール_EN.indd 50 2021/09/21 17:10:37



▶ Suction stem for small

Universal chuck (H type)

Order code No.	054286
TYPE	FCKH-0000

● Weight : 1,185g

Exploded view

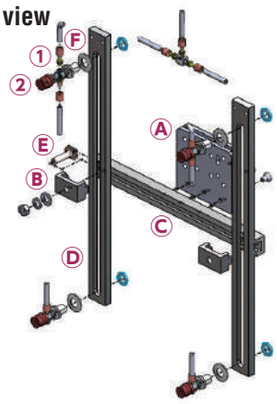

A Chuck mounting base

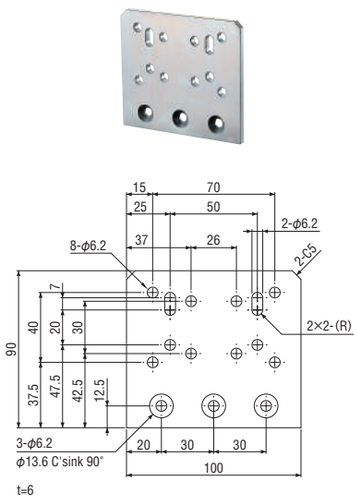

B Sliding holder H

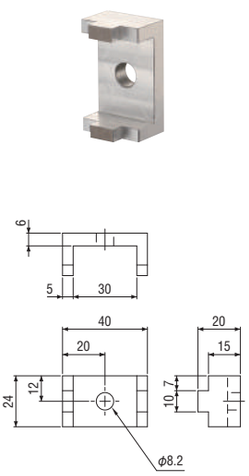

C Universal chuck slide base

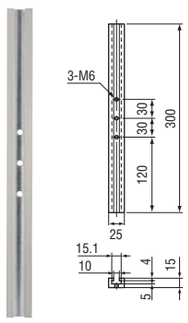

D Vertical bar (L)

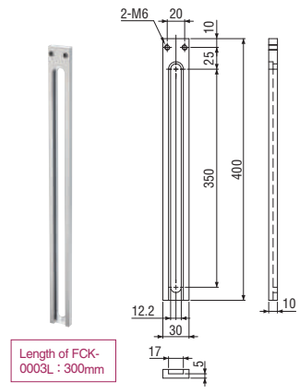

E Sliding chuck fastening bolt H

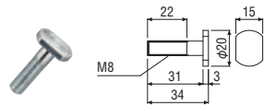

F Taper washer (small)

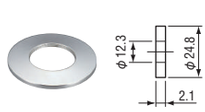

Specification

	Product name		TYPE	Order code No.	Weight (g)
A	Chuck mounting base		FCK1-0001	054287	393
B	Sliding holder H		FCKH-0007	054291	21
C	Universal chuck slide base		FCK2-0004	054325	213
D	Vertical bar (L)	400mm (standard)	FCK1-0003L-400	054290	183
		300mm	FCK1-0003L	054289	139
E	Sliding chuck fastening bolt H		FCKH-0005L	054292	16
1	Suction stem for small(M5)		VFIL-S-5A	210974	20
2	Suction cup (standard/silicon/brown)		VAPH-15C	210193	2.2
F	Taper washer・for small		φ12 (for VFIL-S)	370244	4

Information of used bolt

	Product name	TYPE	Order code No.	Qty
A+C	Flat head screw with hexagon socket	M6*10	122786	3
B+C	Nut class 1	M8	122783	2
	Spring washer	M8	122776	2
	Flat washer	M8	122781	2

Eins_CATALOG_V6_05-フレームモジュール_EN.indd 51 2021/09/21 17:10:38



▶ Suction stem mini

Sliding chuck (mini)

Order code No.	054324
TYPE	FCK1-1000

● Weight : 616g

Exploded view

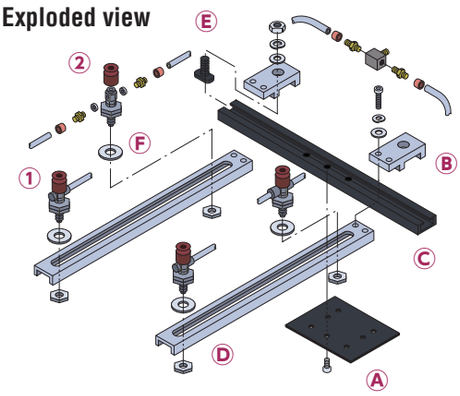

A Chuck mounting base



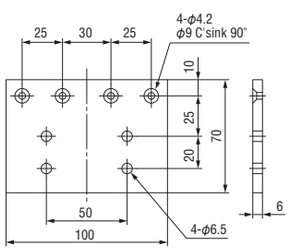

B Sliding holder



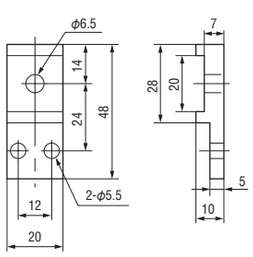

C Universal chuck slide base



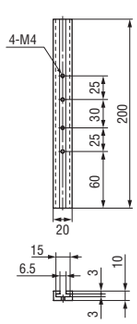

D Vertical bar



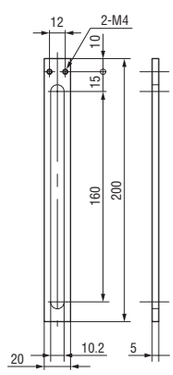

Sliding holder



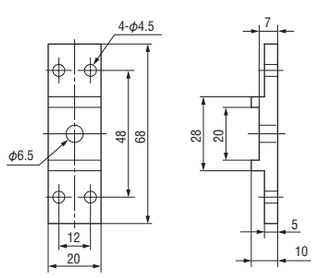

＊Used to change to H type.

E Sliding chuck fastening bolt



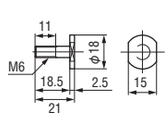

■Specification

	Product name	TYPE	Order code No.	Weight (g)
A	Chuck mounting base	FCK1-1001	054340	313
B	Sliding holder	FCK1-1002	054321	16
C	Universal chuck slide base	FCK-1004	370735	69
D	Vertical bar 200mm	FCK1-1003	054322	32
E	Sliding chuck fastening bolt	FCK-1005	370736	8
1	Suction cups (standard/silicon/brown)	VAPH-12C	210192	0.8
2	Suction stem mini	VFIL1-SS-5	211029	14
F	Taper washer・for small	ϕ10 (for VFIL-SS)	371362	1.9
	Sliding holder	FCK-1006	050794	18

＊Used to change to H type.

■Information of used bolt

	Product name	TYPE	Order code No.	Qty
A+C	Flat head screw with hexagon socket	M4＊8	122785	4
B+C	Nut class 1	M6	122782	2
	Spring washer	M6	122775	2
	Flat washer	M6	122780	2
B+D	Bolt with hexagon socket (SW+flat W)	M4＊12	122812	4

Eins_CATALOG_V6_05-フレームモジュール_EN.indd 52 2021/09/21 17:10:39

Air Management / Sensors











Air Management 6-2

- Manifold 6-3
- Light Weight Plastic Manifold 6-4
- Fitting 6-5
- Gasket / Air Coupler / Micro Coupler 6-8
- Tube / Sleeve 6-9
- Cable Ties / Cable Tie Mount / Tube Cutter 6-10
- Regulator / Manual Air Valve Push Button / Manual Air Valve Push Slide Button 6-11
- Flow Controller 6-12
- Valve Joint (Quick Exhaust Valve / Finger Valve) 6-13
- Mini Pressure Regulator 6-14
- Bolt / Nut / Washer 6-15

Sensors 6-16

- Star Sensor 6-17
- Limit Switch 6-18
- Limit Switch Micro / Limit Switch 6-19
- Limit Switch Mounting Bracket 6-20
- Auto Switch (Reed·Contactless) 6-21
- Photo Sensor 6-22
- Photo Area Sensor 6-24
- Fiber Units 6-25
- Fiber Amplifier Unit 6-26
- Proximity Sensor Runner Confirm 6-30
- Multi AND Board 6-32

PCIO Communication Unit 6-34

Air Management

Manifold



Air circuit can be branched to two or more.

6-3

Light Weight Plastic Manifold



Air circuit can be branched to two or more.

6-4

Fitting



Used for connection of chuck device and air tube.

6-5

Gasket／Air Coupler／Micro Coupler



Used for pipe connection of chuck device.

6-8

Tube／Sleeve



Used for pipe connection of chuck device. The product is flexible and can follow hard action of robot.

6-9

Cable Ties／Cable Tie mount／Tube Cutter



Use to secure your tubing on plate or jungle gym.

6-10

Regulator／Manual Air Valve Push Button／Manual Air Valve Push slide Button



Used for air pressure regulations and switches.

6-11

Flow Controller



Speed of air cylinder can be adjusted.

6-12

Valve Joint



Used to control air flow.

6-13

Mini Pressure Regulator



Grips work piece gently by decreasing gripping force.

6-14

Bolt／Nut／Washer



Use for fixing parts.

6-15

Manifold

Air circuit is branched off in two or more directions.



Manifold • mini

Order code No.	122034
TYPE	MM-6P

● Weight : 10g ● Mounting : M5/P26

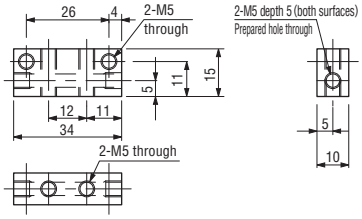



Manifold mini

Order code No.	122035
TYPE	MM-8P

● Weight : 14g ● Mounting : M5/P38

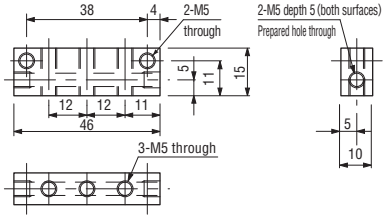



Manifold mini

Order code No.	122036
TYPE	MM-10P

● Weight : 17g ● Mounting : M5/P50

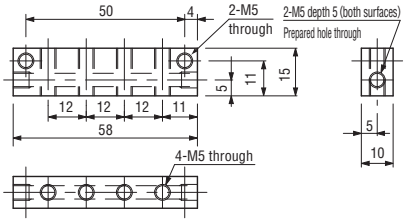



Manifold mini

Order code No.	122037
TYPE	MM-14P

● Weight : 25g
● Mounting : M5/P74

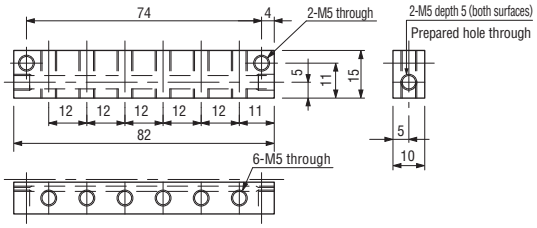



Manifold small

Order code No.	122040
TYPE	MS-6P (1/8)

● Weight : 52g
● Mounting : M5/P40

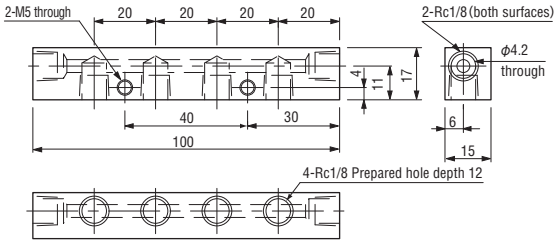



Manifold small

Order code No.	122038
TYPE	MS-10P

● Weight : 41g
● Mounting : M5/P30

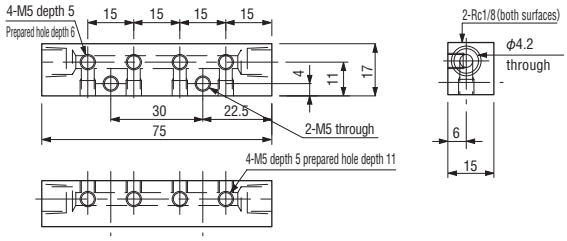



Manifold small

Order code No.	122039
TYPE	MS-12P

● Weight : 50g
● Mounting : M5/P45

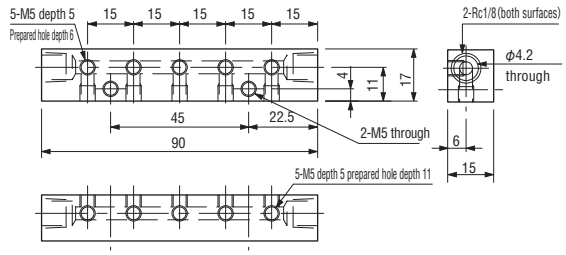

Light Weight Plastic Manifold

Air circuit is branched off in two or more directions.

● Close up unneeded ports with cap.



Light weight plastic manifold BF5

Order code No.	123195
TYPE	MP-10P-BF5

● Weight : 5g



Cap for resin manifold • BF5

Order code No.	010585
TYPE	BF5-CAP

● Weight : 1g

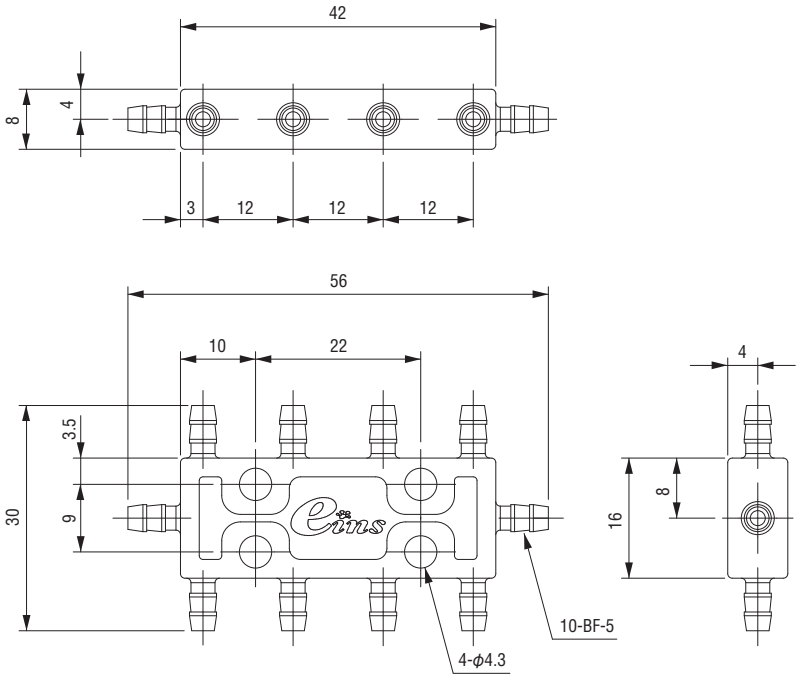



Light weight plastic manifold BF6

Order code No.	123196
TYPE	MP-10P-BF6

● Weight : 5g



Cap for resin manifold • BF6

Order code No.	010586
TYPE	BF6-CAP

● Weight : 1g

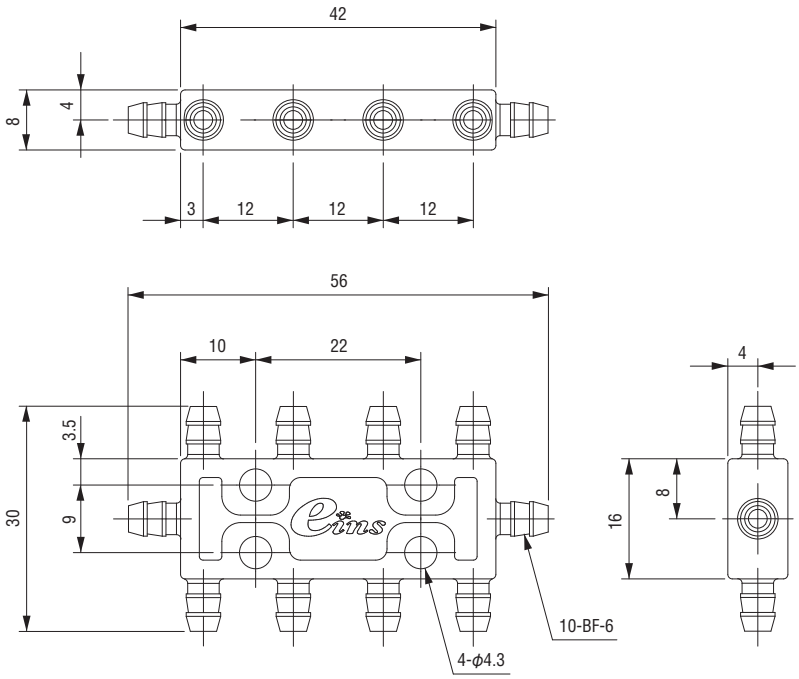

Fitting

Used for connection of chuck device and air tube.

● Please select from 6-9 for the air tube to be connected.

Fitting	For micro-mini cylinder			For micro-mini cylinder		
						
Drawing	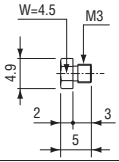	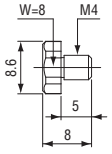	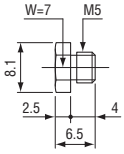	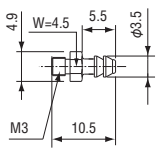	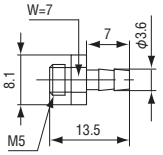	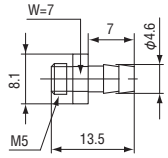
Order code No.	010474	151349	190106	010473	190109	190108
TYPE	PF-3	PF-M4	PF	BF-3	BF-5	BF-6
Weight	0.5g	0.2g	1.2g	0.7g	1.4g	1.5g
Connection	M3	M4	M5	M3	M5	M5
Tube Size	–	–	–	ϕ4	ϕ4、ϕ4.5	ϕ6

Fitting	For micro-mini cylinder					
						
Drawing	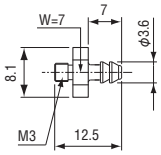	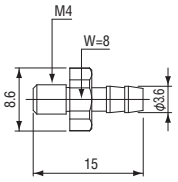	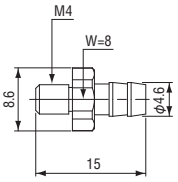	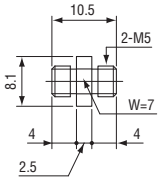	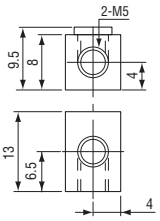	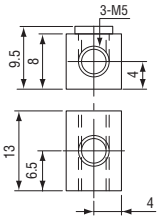
Order code No.	010416	010482	010481	190107	190110	190111
TYPE	BF-5-M3	BF-5-M4	BF-6-M4	NF	EF	TF
Weight	1.2g	0.2g	0.2g	1.4g	7.0g	6.6g
Connection	M3	M4	M4	M5	M5	M5
Tube Size	ϕ4、ϕ4.5	ϕ4、ϕ4.5	ϕ6	–	–	–

Fitting	Barb elbow for soft tubing			Hose Elbow	
	For micro-mini cylinder				
					
Drawing	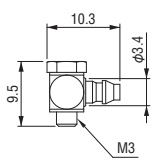	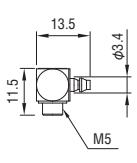	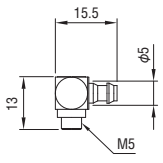	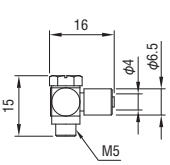	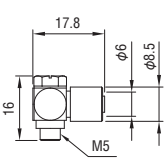
Order code No.	120543	120692	122892	120500	122832
TYPE	M-3ALU-4	M-5ALU-4	M-5ALU-6	MS-5HLH-4	MS-5HLH-6
Weight	0.7g	4.1g	4.5g	4.2g	6.2g
Connection	M3	M5	M5	M5	M5
Tube Size	ϕ4	ϕ4	ϕ6	ϕ4	ϕ6

Fitting

● Please select from 6-9 for the air tube to be connected.

	Hose nipple		Universal tee			
Fitting						
Drawing	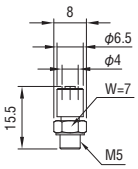	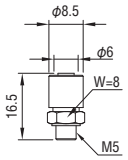	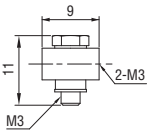	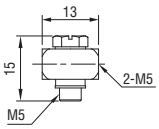	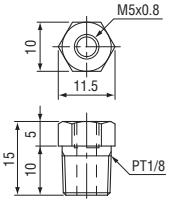	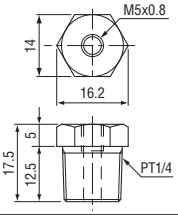
Order code No.	122831	122049	123471	120607	190112	190113
TYPE	MS-5H-4	MS-5H-6	M-3UT	M-5UT	RBF	RBF-1
Weight	2.5g	3.7g	1.4g	4.8g	7.1g	17.6g
Connection	M5	M5	M3	M5	PT1/8,M5	PT1/4,M5
Tube Size	ϕ4	ϕ6	–	–	–	–

	Reducer nipple	Joint	Socket plug (trivalent chromate white)	Male connector		
Fitting						
Drawing	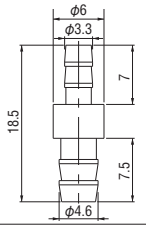	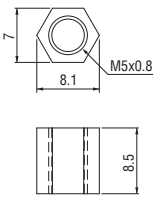	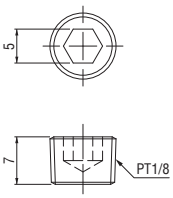	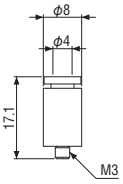	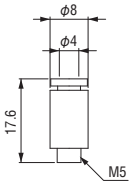	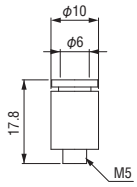
Order code No.	300385	022667	271714	101749	101467	101466
TYPE	4-S-6	CF	1/8	KQ2S04-M3G	KQ2S04-M5N	KQ2S06-M5N
Weight	1.2g	1.75g	2.5g	2.0g	3.0g	4.1g
Connection	–	M5	1/8	M3	M5	M5
Tube Size	ϕ4、ϕ4.5、ϕ6	–	–	ϕ4	ϕ4	ϕ6

	Male connector		Male elbow union			
Fitting						
Drawing	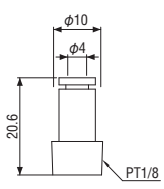	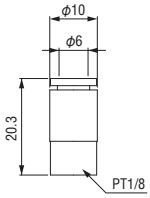	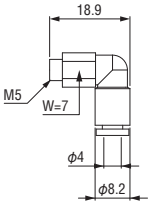	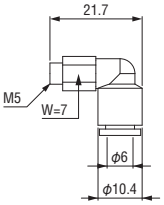	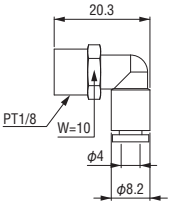	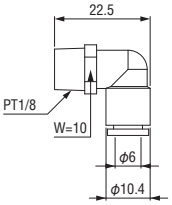
Order code No.	101746	101468	101462	101464	101710	101463
TYPE	KQ2S04-01NS	KQ2S06-01NS	KQ2L04-M5N	KQ2L06-M5N	KQ2L04-01NS	KQ2L06-01NS
Weight	8.0g	6.5g	3.1g	3.2g	4.0g	5.2g
Connection	1/8	PT1/8	M5	M5	PT1/8	PT1/8
Tube Size	ϕ4	ϕ6	ϕ4	ϕ6	ϕ4	ϕ6

	Straight union		Straight reducer union	Union y		Reducer union y
Fitting						
Drawing	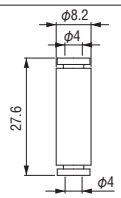	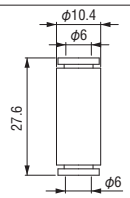	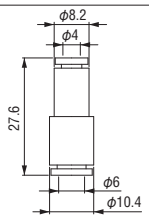	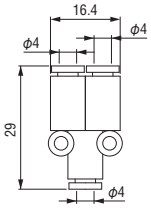	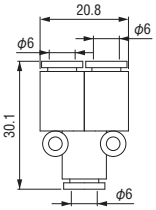	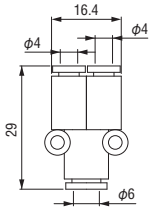
Order code No.	101469	101470	101471	101472	101465	101473
TYPE	KQ2H04-00A	KQ2H06-00A	KQ2H04-06A	KQ2U04-00A	KQ2U06-00A	KQ2U04-06A
Weight	1.6g	2.1g	2.0g	2.9g	4.1g	3.3g
Connection	–	–	–	–	–	–
Tube Size	ϕ4	ϕ6	ϕ4、ϕ6	ϕ4	ϕ6	ϕ4、ϕ6

Gasket／Air Coupler／Micro Coupler

Use with pipe connections.

● Please select from 6-9 for the air tube to be connected.

Gasket			
Drawing	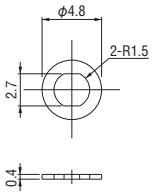	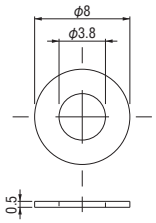	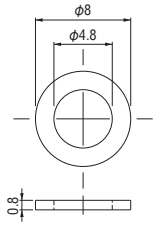
Order code No.	122889	122890	122891
TYPE	M3-G	M4-G	M5-G
Weight	–	–	–
Connection	–	–	–
Tube Size	–	–	–

Air coupler				
Drawing	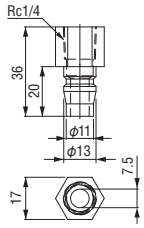	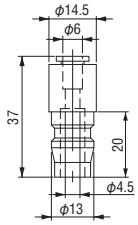	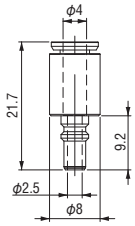	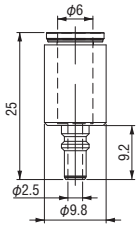
Order code No.	280018	322948	122893	122894
TYPE	20PF	60PC	MC-04PC	MC-06PC
Weight	29.0g	24.0g	5.0g	3.0g
Connection	Rc1/4	–	–	–
Tube Size	–	ϕ6	ϕ4	ϕ6

Micro coupler			
Drawing	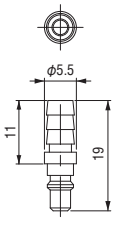	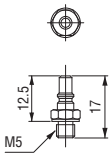	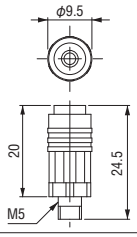
Order code No.	120170	120120	120121
TYPE	MC-04PH	MC-05PM	MC-05SM
Weight	1.5g	2.0g	7.0g
Connection	–	M5	M5
Tube Size	ϕ 6	–	–

Tube／Sleeve

Use for connecting air powered devices, flexible to work with your robots movements.

Polyurethane tube (flexible)



Order code No.	196516	196277	193564	196513
TYPE	TU0425W-20	TU0425B-20	TU0425BU-20	TU0425R-20
Tube Color	White	Black	Blue	Red
Length	20m			
Outside × Inside diameter	φ4×φ2.5			

Order code No.	196514	196515	196520	196278
TYPE	TU0425Y-20	TU0425G-20	TU0604W-20	TU0604B-20
Tube Color	Yellow	Green	White	Black
Length	20m			
Outside × Inside diameter	φ4×φ2.5		φ6×φ4	

Order code No.	193566	196517	196518	196519
TYPE	TU0604BU-20	TU0604R-20	TU0604Y-20	TU0604G-20
Tube Color	Blue	Red	Yellow	Green
Length	20m			
Outside × Inside diameter	φ6×φ4			

Soft polyurethane tube (more flexible)



Order code No.	196530	196531
TYPE	TUS0425W-20	TUS0604W-20
Tube Color	White	
Length	20m	
Outside × Inside diameter	φ4×φ2.5	φ6×φ4

Urethane tube (flexible)



Order code No.	200039	200113	200040	200112
TYPE	UF4.5＊2.7 (5M)	UF4.5＊2.7 (20M)	UF6＊4 (5M)	UF6＊4 (20M)
Tube Color	Light blue			
Length	5m	20m	5m	20m
Outside × Inside diameter	φ4.5×φ2.7		φ6×φ4	

Silicone tube (super flexible)



Order code No.	300514	322194
TYPE	4＊2 (5M)	6＊3 (5M)
Tube Color	Translucent	
Length	5m	
Outside × Inside diameter	φ4×φ2	φ6×φ3

Sleeve

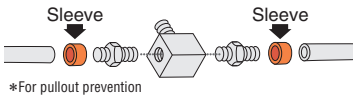

Order code No.	300001
TYPE	BS-06
Weight	0.2g

Cable Ties／Cable Tie Mount／Tube Cutter

Keep your tooling tubes neat and tied up.

Cable ties



Order code No.	001920	001921	001922	001923	001924
TYPE	AB100-W	AB150-W	AB200-W	AB300-W	AB350-W
Length	100mm	152mm	202mm	301mm	382mm
Per bag	1,000pcs.	100pcs.			50pcs.

Cable Ties／tag



Order code No.	152324
TYPE	PLF1M-C
Length	109mm
Per bag	100pcs.

Cable tie mount



Order code No.	183222	183223
TYPE	SKM-20	SKM-30
Length	20×20×5.3	30×30×6
Per bag	100pcs.	



Tie wrap base



Order code No.	171210	171211
TYPE	RCA12	RCA20
Weight	0.2g	
Per bag	ϕ12	ϕ20



Plastic Fixture (M4)



Order code No.	171212	171213
TYPE	RCB12	RCB20
Weight	0.2g	
Per bag	ϕ12	ϕ20



Tube cutter

＊Do not use for cutting metal such as electric wire.

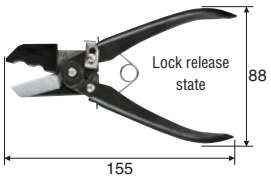

Order code No.	190508
TYPE	TK-1
Weight	140g
Applied tube material	Nylon, soft nylon, polyurethane, other non-rigid plastic tubes
Applied tube outside diameter	13mm or less

Regulator/Manual Air Valve Push Button/Manual Air Valve Push Slide Button

Used for air pressure regulations and switches.

▶ Grip strength of components such as mini cylinder is adjusted by regulating pressure.



Regulator

Order code No.	190009
TYPE	RSR

- Weight : 108g

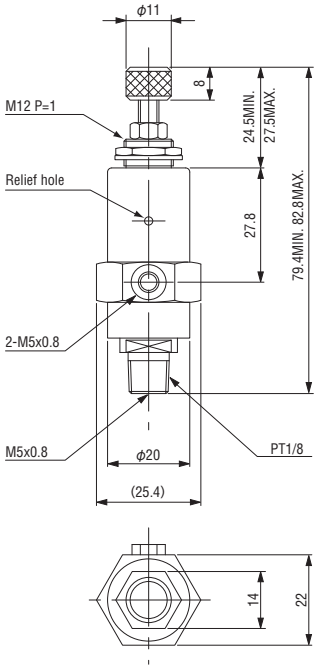

▶ Used to switch port of air (A/B). Momentary action.



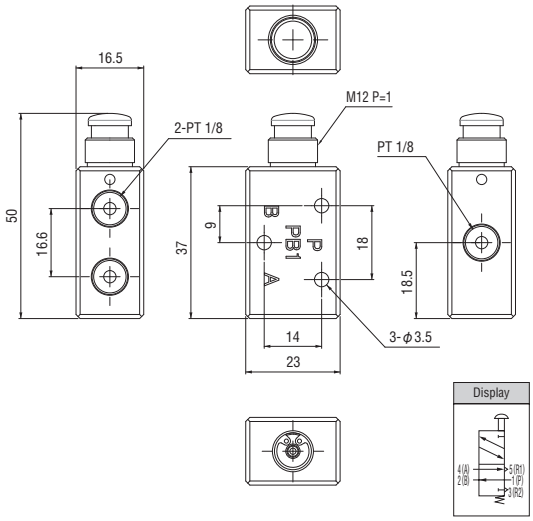

Manual air valve push button

Order code No.	152308
TYPE	PB1-E

- Weight : 65g
- Fixing bolt and nut are separately sold.

▶ Used to switch port of air (A/B).



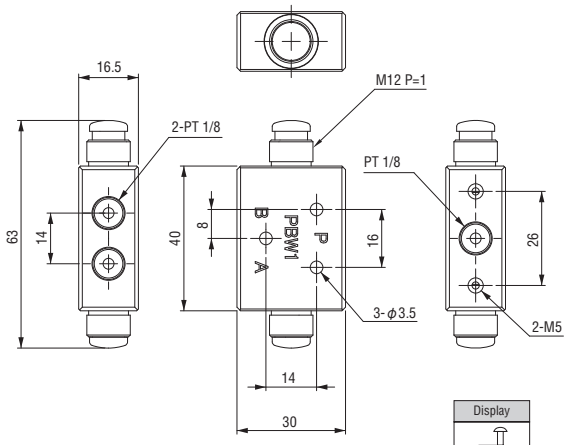

Manual air valve push slide button

Order code No.	152306
TYPE	PBW1-E

- Weight : 75g
- Fixing bolt and nut are separately sold.

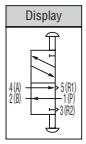

Mountable on RSR, PB1-E, and PBE1-E.
"120483 ➡ (3-33)" is separately required for installation to PB1-E, PBW1-E.

▶ Mounting bracket for push button and regulator.



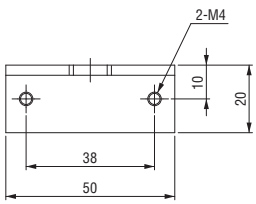

RSR 4P mount BKT

Order code No.	020830
TYPE	CP-055

- Weight : 2g

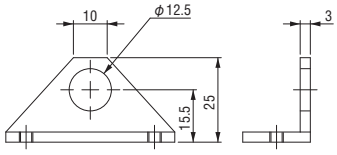

▶ Installation to PB1-E and PBW1-E is possible.



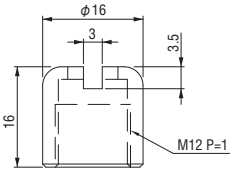

Push button cap

Order code No.	152307
TYPE	PB1-C

- Weight : 5g
- With spring washer

Flow Controller

Speed of air cylinder can be adjusted.



Order code No.	190002
TYPE	SC0

- Weight : 29g
- Directional

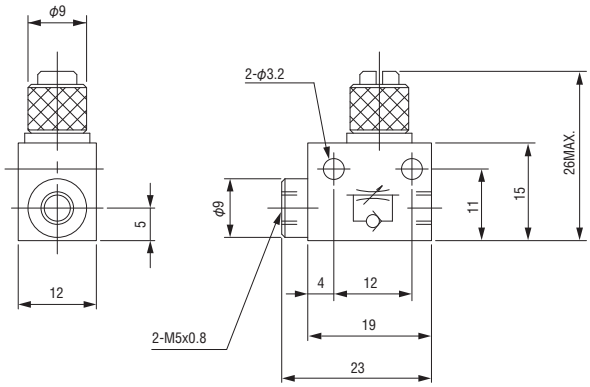

Order code No.	002199
TYPE	AS1002F-04

- Weight : 5.5g
- Directional



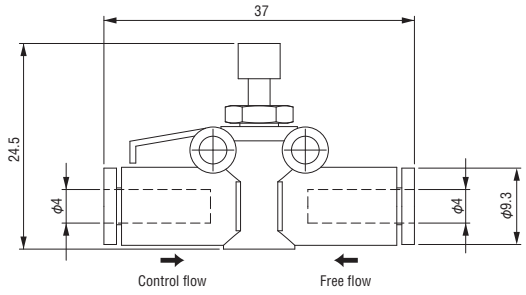

Order code No.	002200
TYPE	AS1002F-06

- Weight : 6.5g
- Directional



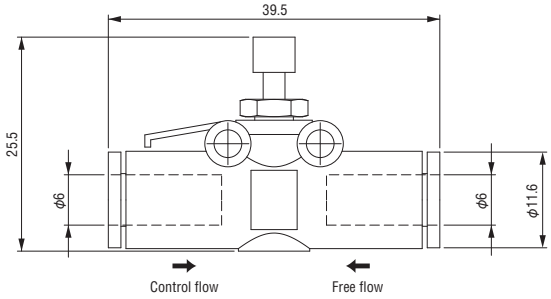

Order code No.	002239
TYPE	AS1201F-M5-04A

- Weight : 5g
- Meter out type



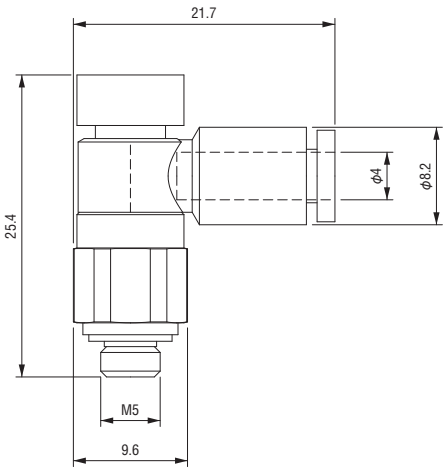

Order code No.	002288
TYPE	AS1201F-M5-06A

- Weight : 6g
- Meter out type



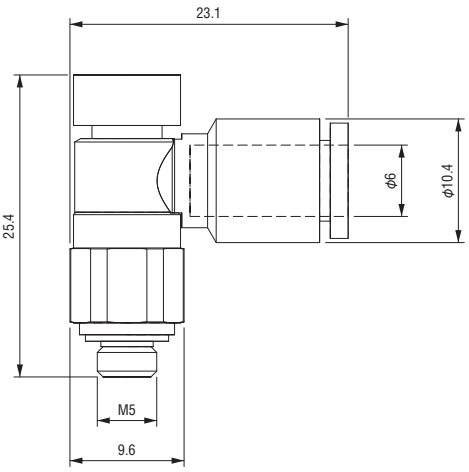

Valve Joint (Quick Exhaust Valve／Finger Valve)

Used to control air flow.

▶ Quick exhaust valve with one-touch pipe joint.



Quick exhaust valve

Order code No.	002216
TYPE	AQ240F-04-00

- Weight : 5g
- Silencer is included.
- Directional

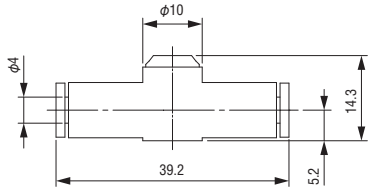



Quick exhaust valve

Order code No.	002217
TYPE	AQ240F-06-00

- Weight : 6g
- Silencer is included.
- Directional

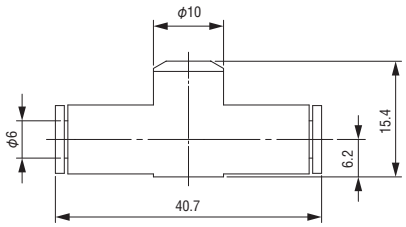

▶ One-touch pipe joint which allows visual inspection of valve open/close with the orientation of the knob.



2-port valve

Finger valve

Order code No.	210935
TYPE	VHK2-04F-04FL

- Weight : 15g
- Applicable tube size : ϕ4
- Directional

Finger valve

Order code No.	210936
TYPE	VHK2-06F-06FL

- Weight : 16g
- Applicable tube size : ϕ6
- Directional

Structural drawing

2-port valve

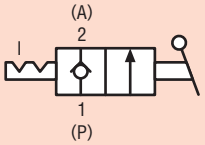

3-port valve

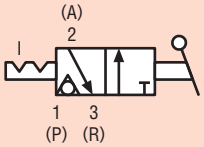



3-port valve

Finger valve

Order code No.	210937
TYPE	VHK3-04F-04FL

- Weight : 15g
- Applicable tube size : ϕ4
- Directional

Finger valve

Order code No.	210938
TYPE	VHK3-06F-06FL

- Weight : 16g
- Applicable tube size : ϕ6
- Directional

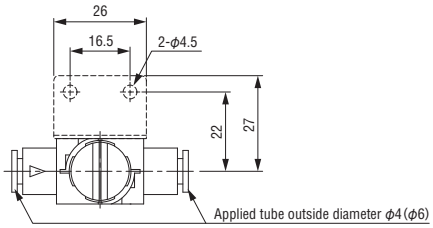

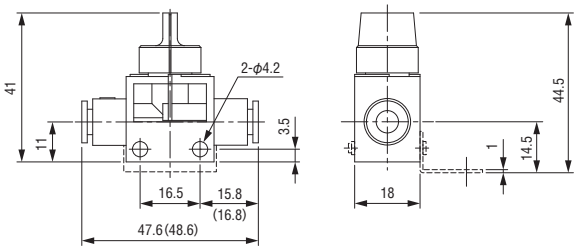

∗ Size in ( ) shows the size of the component for 06F.

Mini Pressure Regulator

Grips work piece gently by decreasing gripping force.



Order code No.	001312
TYPE	ARJ210-M5BG

● Weight : 60g

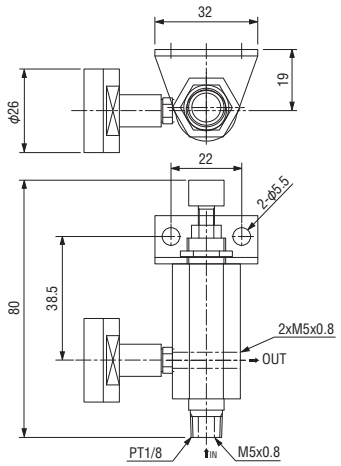



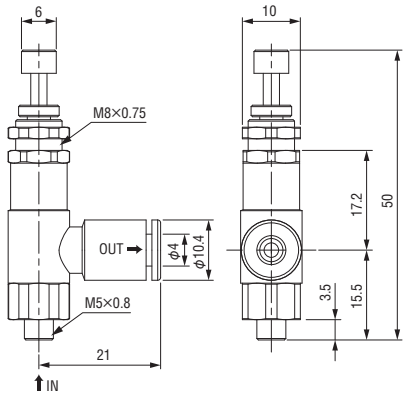

Order code No.	001382
TYPE	ARJ1020F-M5-04

● Weight : 16g

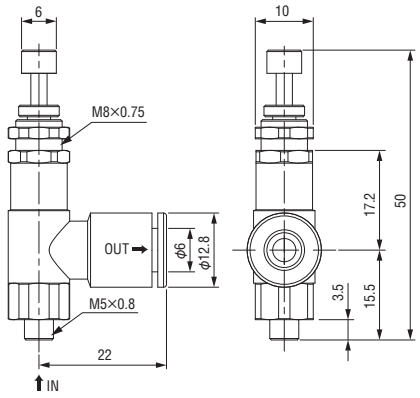

Order code No.	001447
TYPE	ARJ1020F-M5-06

● Weight : 16g

ARJ1 Regulator Bracket



Order code No.	110655
TYPE	LX0109-102

● Weight : 8g

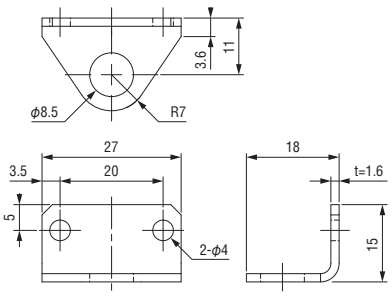

Order code No.	002356
TYPE	ARJ1B2

● Weight : 14g



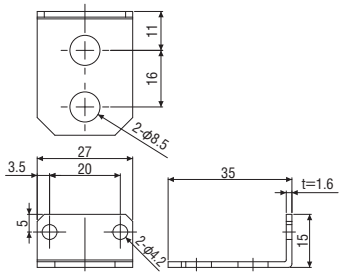

Bolt／Nut／Washer

Assembly Hardware



Nut class 1



Flat washer



Spring washer



Flat head screw with hexagon socket



Cross-recessed pan head screw



Bolt with hexagon socket (trivalent chromate white)

	Product name	Order code No.	TYPE
1	Cross-recessed pan head screw (trivalent chromate white)	123446	BKJ3-6 (M3＊6)
2	Cross-recessed pan head screw (trivalent chromate white)	123447	BKJ3-10 (M3＊10)
3	Cross-recessed pan head screw (Stainless Steel)	123448	NKJ2.6-5 (M2.6＊5)
4	Cross-recessed pan head screw (trivalent chromate white)	123449	M3＊16
5	Bolt with hexagon socket (SW + flat W)	122812	M4＊12 (E)
6	Bolt with hexagon socket (SW + flat W)	122821	M6＊15 (E)
7	Bolt with hexagon socket (SW + flat W)	122822	M6＊20 (E)
8	Bolt with Hexagon Socket	123231	M3＊6
9	Bolt with Hexagon Socket	123232	M3＊8
10	Bolt with Hexagon Socket	122790	M3＊10
11	Bolt with Hexagon Socket	122795	M4＊10
12	Bolt with Hexagon Socket	122798	M4＊25
13	Bolt with Hexagon Socket	122805	M6＊15
14	Bolt with Hexagon Socket	122969	M6＊25
15	Bolt with Hexagon Socket	122989	M6＊35
16	Flat head screw with cross recesse (trivalent chromate white)	122787	M2.5＊16
17	Flat head screw with cross recesse (Stainless Steel)	123515	M4＊10
18	Flat head screw with hexagon socket	122785	M4＊8
19	Flat head screw with hexagon socket	371193	M4＊12
20	Flat head screw with hexagon socket	122786	M6＊10
21	Spring washer	122772	M3
22	Spring washer	122773	M4
23	Spring washer	122775	M6
24	Spring washer	122776	M8
25	Flat Washer (Trivalent Chromate)	122777	M3
26	Flat Washer (Trivalent Chromate)	122778	M4
27	Flat Washer (Trivalent Chromate)	122780	M6
28	Flat Washer (Trivalent Chromate)	122781	M8
29	Hex Nut (Trivalent Chromate)	123301	M3
30	Nut class 1 (trivalent chrmate white)	122782	M6
31	Nut class 1 (trivalent chrmate white)	122783	M8

Sensors

Star Sensor



Plunger switch
with over-travel

6-17

Limit Switch



Heavy duty switch
for large part confirmation

6-18

Limit Switch Micro／Limit Switch



Easy-to-use small limit
switches.

6-19

Limit Switch Mounting Bracket



Use to mount a limit switch,
allowing a proper position
for product confirmation to
be secured.

6-20

Auto Switch (Reed･Contactless)



It can be used for container
cylinders and mini cylinders.

6-21

Photo Sensor



No amplifier is required!
Special-purpose mounting
brackets are also provided for
Jungle Gym and Let's Joint.

6-22

Photo Area Sensor

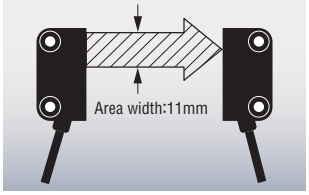

Can be used for passing fine
workpieces. Space-saving
reflection type can be provided
as a special-order product.

6-24

Fiber Units



Minute workpeace is
detected by using optical
amplifier E3 series together.

6-25

Fiber Amplifier Unit



Amplifier for optical fiber.

6-26

Proximity Sensor Runner Confirm



Confirmation sensor for
Eins function chuck.

6-30

Multi AND Board



Many sensor inputs are
integrated in the board. And
it is output from a point to
the robot.

6-32

Star Sensor

Internal reed switch to improve durability

- Silicone rubber is adopted at the tip to prevent damage to the product.
- Lightweight (14g) and compact design.



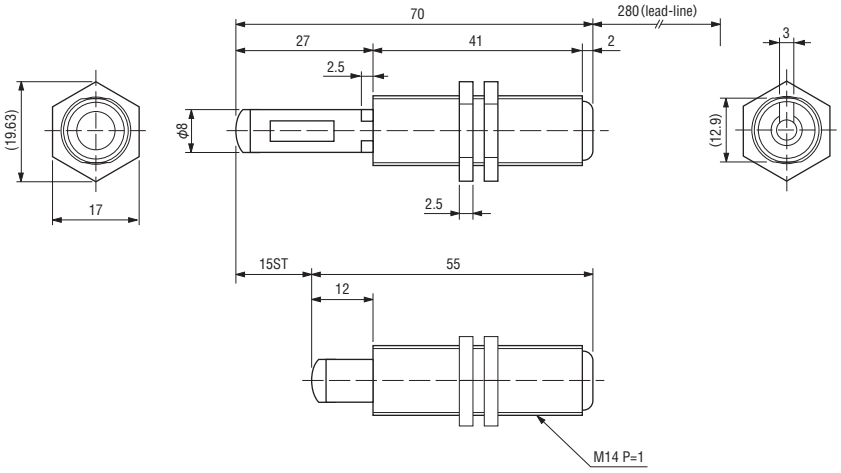

Star sensor

Order code No.	181139
TYPE	SSW-15

- Weight : 14g
- With 280mm lead line.
- Sensing-stroke range : 2.5mm-15mm

Replacement rubber head for SSW-15

Order code No.	270449
TYPE	14103301 (SSW-15)

- (One set/5 pcs)

Electrical specifications

TYPE		SSW-15
Contact point	Contact point type	1A
	Contact position	Off center gap
	Maximum contact capacity	20W
	Maximum open/close voltage	200VDC
	Maximum open/close electric current	0.5A
Electric Characteristic	Turn-on value *1	15-50A *1
	Detecting stroke	2.5mm ~ 15mm
	Open value *1	5A (min)
	Withstand voltage *2	250VDC
Others	Operation temperature	− 25℃ to 80℃
	Useful life	1×10^8 times / DC10mV-10μA
		1×10^7 times / DC10V-4mA
		250×10^4 times / DC20V-0.5A
	Connection method	Code drawing type (280mm)
	Spring force	0.5N

*1 Crossing in shipment : ±2A
*2 Voltage withstanding standard: turn-on value 25A or more

Body specifications

TYPE		SSW-15
Weight		20g
Material	Main body	PA
	Shaft	PA
	Rubber head	Silicone
Accessories		Hexagon nut M14 × P1 (2 pcs)

* Do not put a strong shock from the outside.

Limit Switch

Excellent for large molded parts.



Limit switch

Order code No.	000012
TYPE	AZ8166

● Weight : 111g

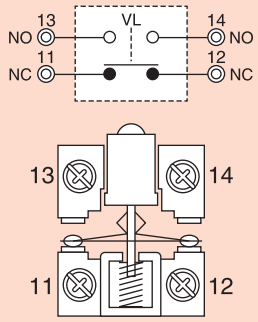

NO connection (13,14)

Signal “ON” after lever is pressed.

NC connection (11,12)

Signal “OFF” after lever is pressed.

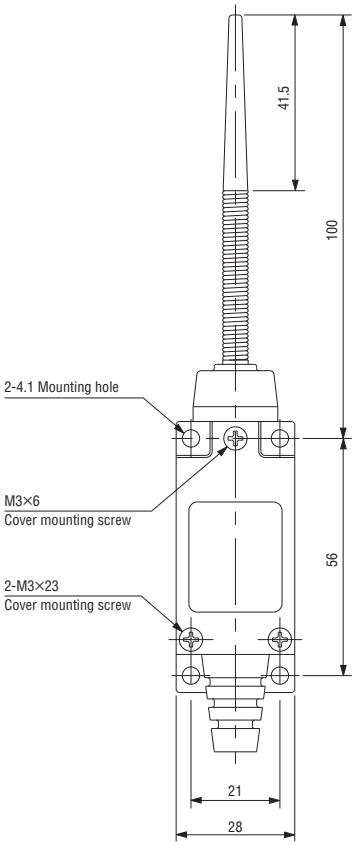

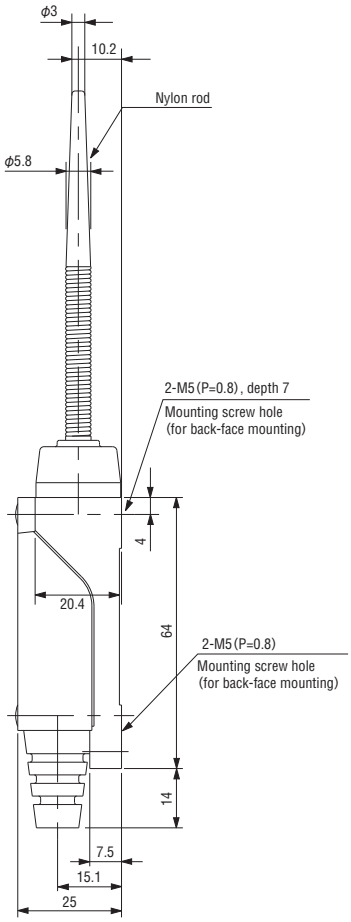

Limit Switch Micro／Limit Switch

Easy-to-use small limit switches.



Limit switch micro

Order code No.	210843
TYPE	VX-5-1A2

● Weight : 6g

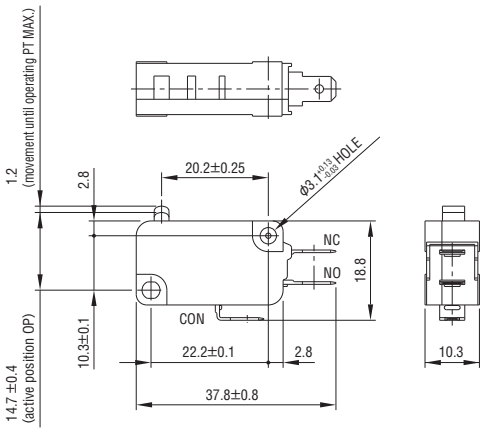



Limit switch hinge lever

Order code No.	210414
TYPE	VAV-5

● Weight : 5g

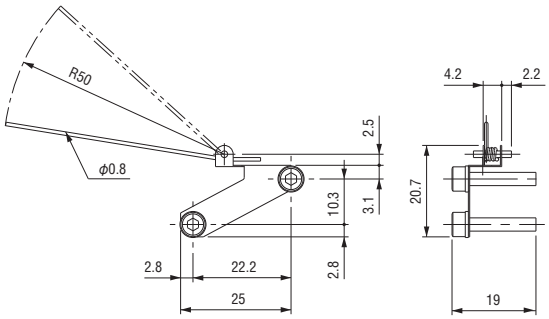



Connection terminal

Order code No.	196749
TYPE	TMEDN480509-FA

● Weight:0.8g



Limit switch

Order code No.	250012
TYPE	Z-15HW24-B

● Weight : 36g ● Stainless steel lever
● Can be attached to sensor bracket (N01915-201).

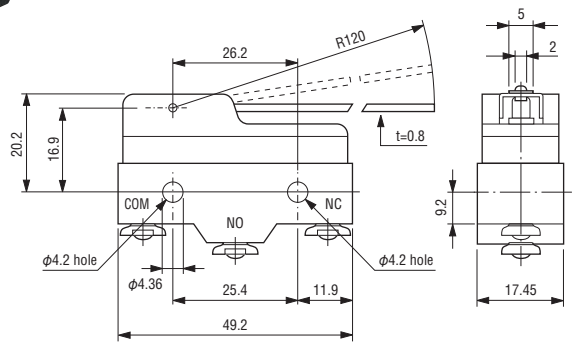



Limit switch • hinge lever type

Order code No.	250017
TYPE	Z-15GW55-B (NC W/SPRING)

● Weight : 42g
● Can be attached to sensor bracket (N01915-201).

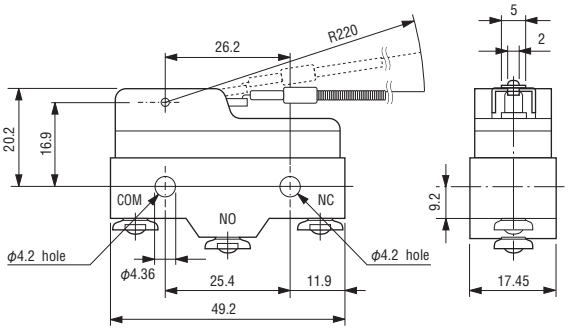



Limit switch spring

Order code No.	250018
TYPE	For Z-15GW55-B

● Weight : 8g

Limit switch micro case

Order code No.	140039
TYPE	OM-1

● Weight : 19g
● Mounting screws are not included.

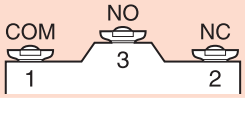

COM+NO Signal “ON” after lever is pressed.
COM+NC Signal “OFF” after lever is pressed.

Limit Switch Mounting Bracket

Use to mount a limit switch, allowing a proper position for product confirmation to be secured.



Order code No.	020837
TYPE	CP-059-A

● Weight : 9g



Order code No.	020838
TYPE	CP-059-B

● Weight : 10g



Order code No.	020839
TYPE	CP-059-C

● Weight : 11g



Order code No.	021009
TYPE	CP-070

● Weight : 17g

CP-059

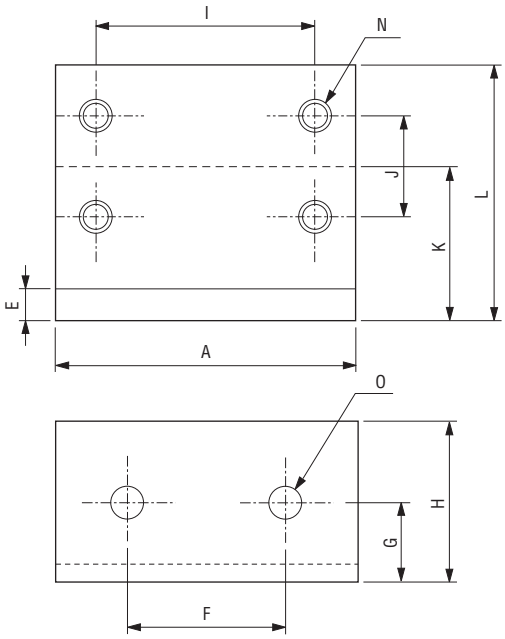

CP-070

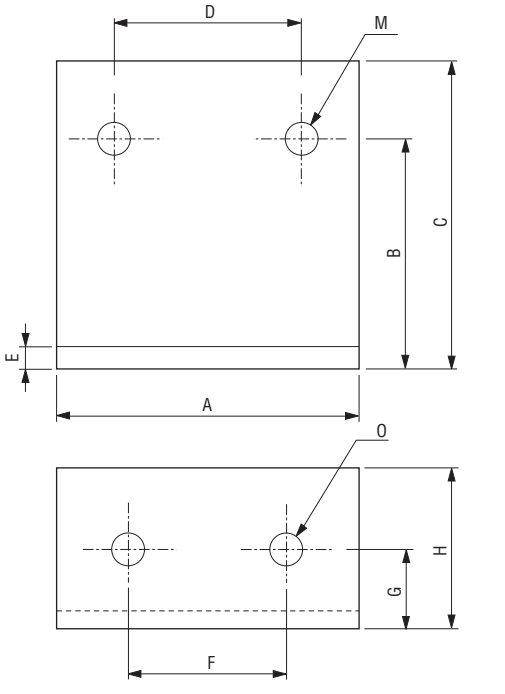

Dimensions

(mm)

TYPE	CP-059-A	CP-059-B	CP-059-C	CP-070
A	30			40
B	–			30
C	–			40
D	–			25.5
E	3			3
F	20			20
G	10			10
H	20			20
I	22			–
J	10			–
K	15	20	25	–
L	25	30	35	–
M	–			M4
N	M3			–
O	M4			M4
Remarks	For VX-5-1A2			For Z-15HW24-B For Z-15GW55-B

Auto Switch (Reed・Contactless)

Can be attached to container cylinder series and resin mini cylinder.



Auto switch (Reed SW)

Order code No.	030282
TYPE	D-A93

- Weight : 6g
- Length : 0.5m
- Terminal process is not made.

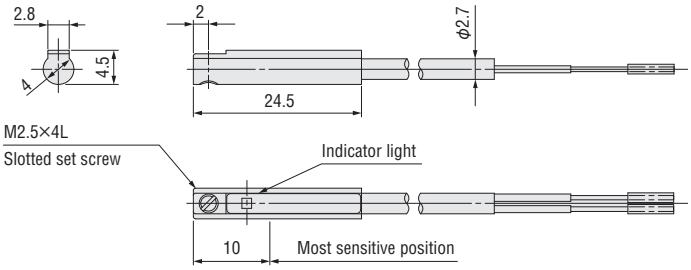

Internal circuit

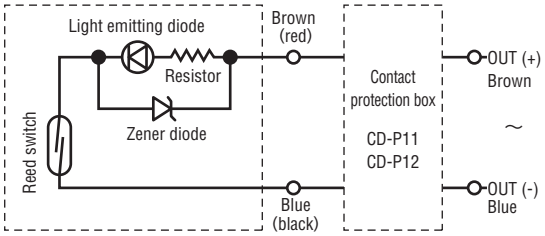

■Specification

TYPE	D-A93 (w/indicator lamp)
Applicable load	relay, PLC
Load voltage	DC24V
Load current range	5 ~ 40mA
Contact protection circuit	none
Internal drop voltage	2.4V or Less (~20mA) / 3V or Less (~40mA)
Indicator light	When indicator lamp ON : red light emitting diode lighting
TYPE	CE marking
Lead wire	0.5M Load (brown), − (blue)



Auto switch (contactless)

Order code No.	030425
TYPE	D-M9N

- Weight : 8g
- Length : 0.5m
- Terminal process is not made.

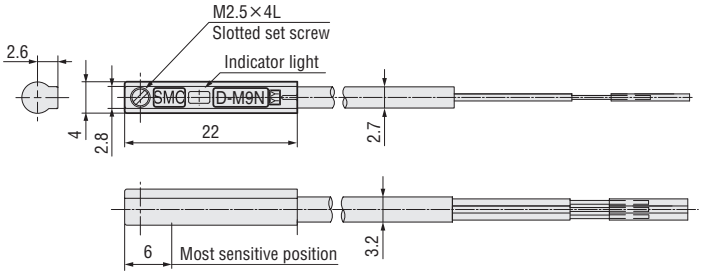



Auto switch (contactless)

Order code No.	030500
TYPE	D-F8N

- Weight : 7g
- Length : 0.5m
- Terminal process is not made.

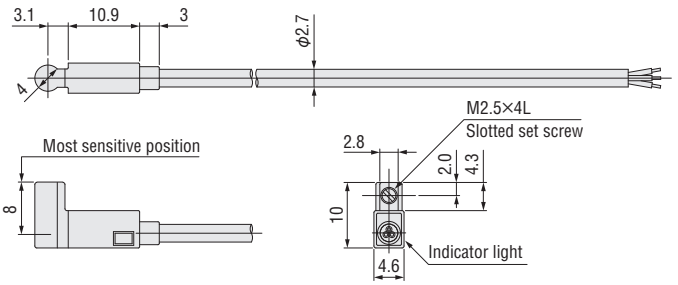

Internal circuit

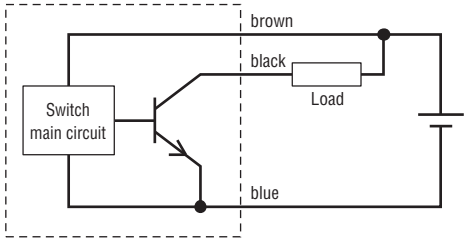

■Specification

TYPE	D-F8N・D-M9N
Output system	NPN type
Applicable load	IC circuit, DC24V relay, PLC
Power supply voltage	DC5・12・24V (DC4.5 ~ 28V)
Current consumption	10mA or less
Load voltage	DC28V or lower
Load electric current	40mA or less
Internal drop voltage	1.5V or less (0.8V or less with load electric current 10mA)
Leakage current	100μA or less with DC24V
Indicator light	Red light emitting diode lighting
TYPE	CE marking, RoHS
Lead wire	0.5M +V (brown), Load (black), 0V (blue)

Photo Sensor

No amplifier is required ! Special-purpose mounting brackets are also provided for jungle gym and let's joint.

▶ Can be used with AND board.



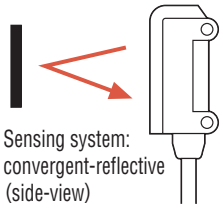

Order code No.	041412
TYPE	E3T-SL21R (NPN)

● Length : 2m

Order code No.	041649
TYPE	E3T-SL23R (PNP)

● Length : 2m

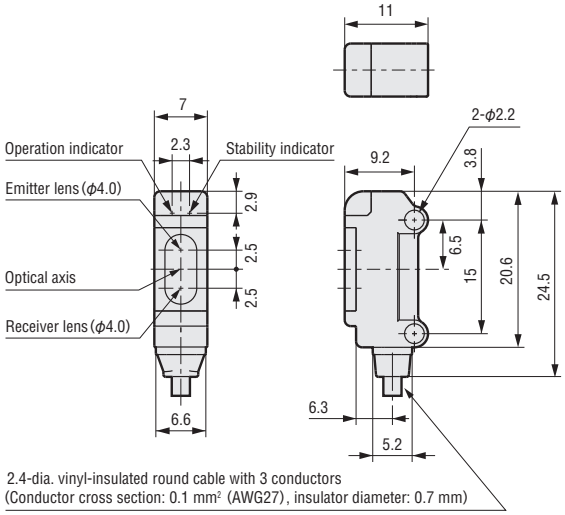

2.4-dia. vinyl-insulated round cable with 3 conductors
(Conductor cross section: 0.1 mm² (AWG27), insulator diameter: 0.7 mm)

∗ Wiring : brown (+V), black (load), blue (0V)

■ Specification

TYPE		E3T-SL21R (NPN)	E3T-SL23R (PNP)
Sensing system		Convergent-reflective (side-view)	
Output system		NPN output	PNP output
Sensing distance		5 to 30mm (50×50mm white paper)	
Minimum detectable object (typical)		0.15-mm dia. (sensing distance of 10mm)	
Hysteresis (white paper)		6mm max.	
Light source (wavelength)		Red LED λ =650nm	
Power supply voltage		DC12-24V ± 10%, ripple (p-p)	
Current consumption		20mA max.	
Control output (Light-ON)		Load power supply voltage 26.4VDC max.	
		Load current: 50mA max. (residual voltage : 2V max. for load current of 10 to 50mA, 1V max. for load current of less than 10mA)	
		Open-collector output	
Protection circuits		power supply and control output reverse polarity protection, output short-circuit protection, mutual interference prevention	
Response time		Operate or reset 1ms max.	
Ambient illumination		Incandescent lamp 5,000lx max., sunlight 10,000lx max.	
Ambient temperature range		Operating : −25 to 55 ℃(with no icing or condensation), Storage : −40 to 70 ℃(with no icing or condensation)	
Ambient humidity range		operating 35% to 85%, storage : 35% to 95% (with no condensation)	
Insulation resistance		20M Ω min. at 500 VDC	
Withstand voltage		AC1,000V、50/60Hz、1min	
Vibration resistance (Destruction)		Destruction 10 to 2,000Hz, 1.5-mm double amplitude or 300m/s² for 0.5 hrs each in X, Y, and Z directions	
Shock resistance (Destruction)		1,000m/s² 3 times each in X, Y, and Z directions	
Degree of protection		IP67 (IEC60529)	
Connection method		Pre-wired (standard length : 2m)	
Weight		About 20g	
Material	case	polyethyleneterephthalate	
	Display window	denatured polyarylate	
	Lens	denatured polyarylate	
Accessories		instruction manual, installation Phillips screws (side-view models : M2×14, flat : M2×8), nuts, spring washers, flat washers	

■ Input/output stage circuit diagram

TYPE	Operation mode	Time chart	Output circuit
SE3T-SL21R (NPN output)	Light incident ON	Light incident / Light interrupted Operation indicator (orange) ON / OFF Output transistor ON / OFF Load (e.g., relay) Operation / Reset (Between brown (1) and black (4) leads)	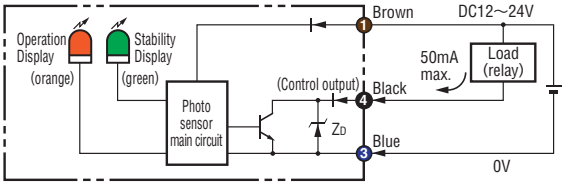
SE3T-SL23R (PNP output)	Light incident ON	Light incident / Light interrupted Output transistor ON / OFF Output transistor ON / OFF Load (e.g., relay) Operation / Reset (Between blue (3) and black (4) leads)	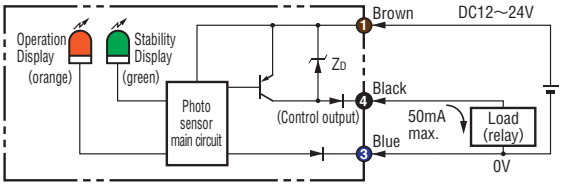

■ Technical characteristics

Operation area characteristics

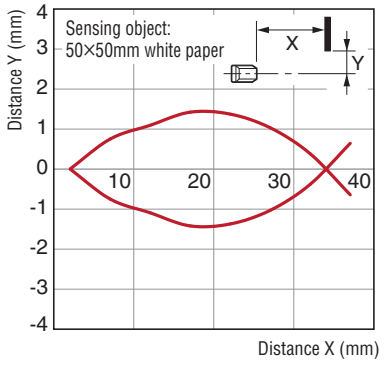

Angle detection area characteristics (vertical direction)

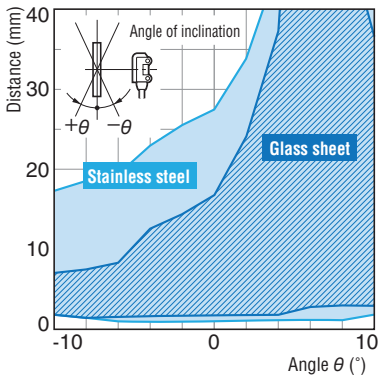

Angle detection area characteristics (horizontal direction)

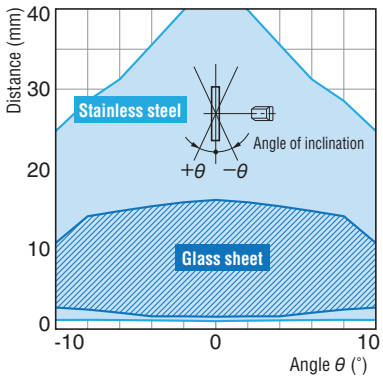

Detected object size −Distance characteristics

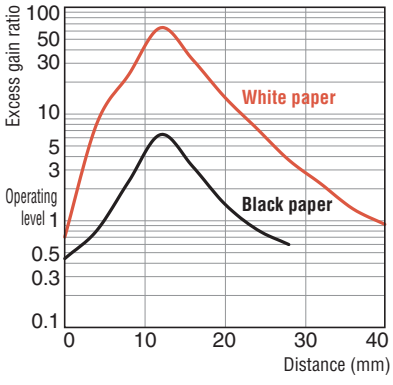

Light-receiving output −Distance characteristics

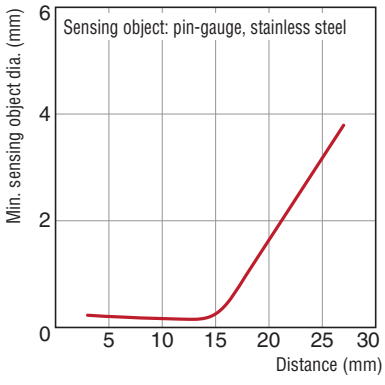

Detection distance −Material characteristics

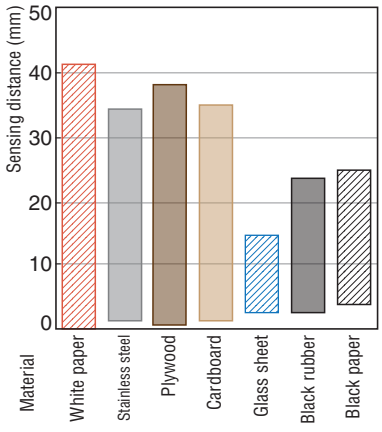

Photo Area Sensor

Can be used for passing fine workpieces.
Space-saving reflection type can be provided as a special-order product.

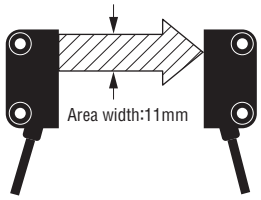

Photo area sensor

Order code No.	041415
TYPE	E32-T16PR

- Use the product with the optical amplifier sold separately.
- Length : 2m
- Material : heat-resistant ABS
- Provided with stickers with slits of width 0.5 and 1 mm(2 of each)

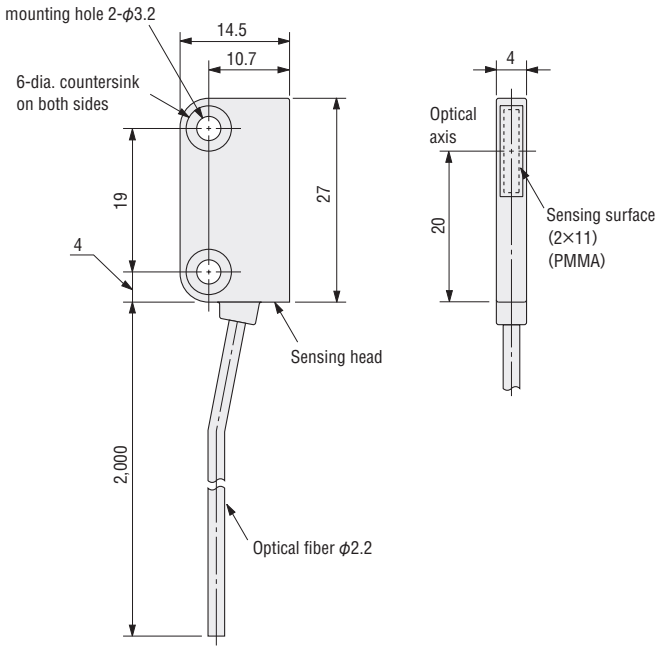

■ Specification

Fiber unit	E32-T16PR
Sensing system	area-sensing
Sensing distance (mm) *1	1,100 840 560 220
Ambient temperature range*2	− 40℃ to 70℃
Ambient humidity range*2	35% to 85% RH
Fiber material	Plastic (vinyl chloride coated)
Degree of protection	IP50 (IEC)

∗1 High-resolution mode Standard mode High-speed mode Super-highspeed mode (When used in combination with the E3X-DA-S Amplifier Unit (general-purpose).)
∗2 No freezing or no dew condensation shall occur under the operating ambient temperature and humidity.

Fiber Units

Minute workpeace is detected by using optical amplifier E3 series together.

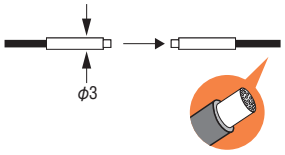

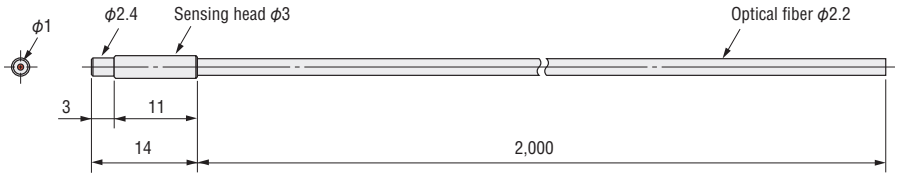

Fiber unit • ϕ3mm through beam

Order code No.	041413
TYPE	E32-T12R

- Use the product with the optical amplifier sold separately.
- Length : 2m
- Detection head quality : Brass nickel plating

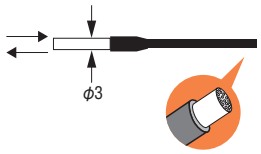

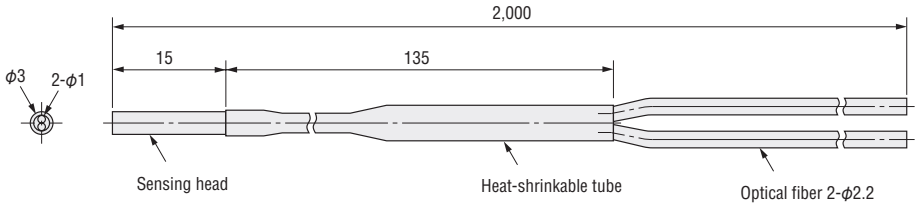

Fiber unit • ϕ3mm reflect

Order code No.	041414
TYPE	E32-D12R

- Use the product with the optical amplifier sold separately.
- Length : 2m
- Detection head quality : Stainless (SUS304)

■ Specification

Fiber unit	E32-T12R	E32-D12R
Sensing system	Through-beam fiber units	Fiber units with reflective sensors
Sensing distance (mm) *1	700 530 350 140	300 170 120 50
Ambient temperature range *2	− 40℃ to 70℃	
Ambient humidity range *2	35% to 85% RH	
Fiber material	Plastic (vinyl chloride coated)	
Degree of protection	IP67 (IEC)	

＊1 High-resolution mode Standard mode High-speed mode Super-highspeed mode (When used in combination with the E3X-DA-S Amplifier Unit (general-purpose).)
＊2 No freezing or no dew condensation shall occur under the operating ambient temperature and humidity.

Fiber Amplifier Unit

Amplifier for optical fiber.



Order code No.	041954
TYPE	E3X-HD11 2M

- Function : AND/OR output
- Length : 2m
- NPN specification

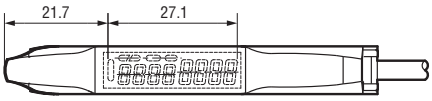

Fiber amplifier mounting bracket

Order code No.	041697
TYPE	E39-L143

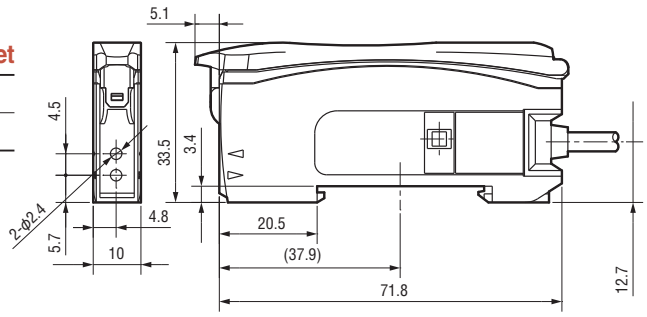

■ Input / output stage circuit diagram

TYPE	Operation mode	Time chart	Operation selector	Output circuit
E3X-HD11 (2M)	Light incident ON	ch1/ch2 Light incident / Light interrupted Operation indicator (orange) ON / OFF Output transistor ON / OFF Load (e.g., relay) Operation / Reset (Between brown and black leads)	L·ON (LIGHT ON)	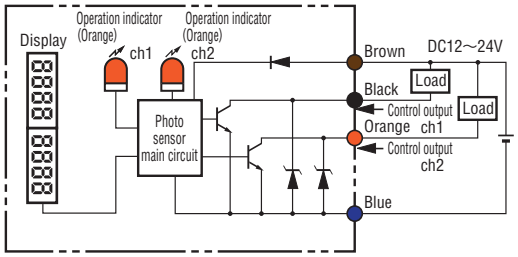
	Light interrupted ON	ch1/ch2 Light incident / Light interrupted Operation indicator (orange) ON / OFF Output transistor ON / OFF Load (e.g., relay) Operation / Reset (Between brown and black leads)	D·ON (DARK ON)	

■ Part names



L/D indication lamp
Displays the setting condition with light incident ON (L) / light shade ON (D).

DPC indication lamp
Illuminates when dynamic power control function is effective.

△L/D button
Switching of ON with light incident (L) / ON with light shade (D)

OUT indication lamp
Light up with output ON.

ST indication lamp
Illuminates during smart tuning.

STUNE button
Automatic setting of light power / setting value.

Threshold value Green digital

Light receive amount Red digital

□MODE button
Switching of detection mode / setting mode

+−UP/DOWN button
Fine adjustment of threshold value and change of set parameter

Specification

TYPE		E3X-HD11 2M
Light source (wavelength)		Red 4 element light emitting diode (625nm)
Power supply voltage		12 to 24 VDC ±10%, ripple(p-p) 10% or less
Power consumption		720mW or less,(power supply voltage 24V, current consumption 30mA or less / power supply voltage 12V, current consumption 60mA or less)
Control output	Load power supply voltage	DC26.4V or less Open-collector output
	Load electric current	1-3 devices : 100mA or less, 4 devices : 20mA or less
	Residual voltage	Load electric current less than 10mA : 1V or less, load electric current 10mA to 100mA : 2V or less
	OFF state current	0.1 mA or less
Protection circuits		Reverse connection protection of power supply, output short circuit protection, output reverse connection protection
Response time	Super-highspeed mode*	NPN output : action/return : 50 μs each
	High-speed mode	Action : return : 250 μs each (default setting)
	Standard mode	Operate or reset : 1ms
	Giga power mode	Operate or reset : 16ms
No. of interference prevent devices		10 (optical communication synchronous) *
Automatic power control		Always effective
Other functions		"Power tuning, differential function, DPC function, timer (off delay/on delay/one shot), zero reset, setting reset, eco mode"
Ambient illumination		Illumination of light receiving face Incandescent lamp : 20,000 lux max. Sunlight : 30,000 lux max.
Ambient temperature range		Operating : When 1 to 2 units are connected : −25 to +55℃ Groups of 3 to 10 Amplifiers : −25℃ to 50℃, Groups of 11 to 16 Amplifiers : −25℃ to 45℃ Storage : −30 to 70℃ (with no icing or condensation)
Ambient humidity range		Operating and storage : 35% to 85% (with no condensation)
Insulation resistance		More than 20MΩ (DC500V mega)
Withstand voltage		AC1,000V 50/60Hz 1min
Vibration resistance (Destruction)		10 to 55Hz, 1.5-mm double amplitude 2 hours each in X, Y, and Z directions
Shock resistance (Destruction)		500m/s² 3 times each in X, Y, and Z directions
Degree of protection		IEC standards IP50 (w/protective cover)
Mass(packaging condition/only main body)		About 105g/about 64g
Material	case	Polycarbonate (PC)
	cover	Polycarbonate (PC)
	cable	PVC
Accessories		Instruction manual

* Communications are disabled if the detection mode is selected during super-high-speed mode, and the communications functions for mutual interference prevention and the Mobile Console will not function.
Six interference prevent devices can be used if power tuning which includes E3X-DA-S is connected. And five interference prevent devices can be used if power tuning which includes E3X-MDA is connected.

For correct use

⚠ Warning

This product cannot be used for detecting directly or indirectly the human body for the purpose of safety.Do not use this product as a detecting device for protection of human body.

Notes on use

Do not use this product under ambient atmosphere and environment exceeding the rating.

● For design (operation at power on)

The sensor becomes detectable within 200 ms after the power is turned on. If the load and the sensor are connected to separate power supply units, be sure to turn on the sensor power supply first.

Fiber Amplifier Unit



Order code No.	041696
TYPE	E3X-MDA11

- Function: AND/OR output
- Two channel type
- Length : 2m
- NPN specification

Fiber amplifier mounting bracket

Order code No.	041697
TYPE	E39-L143

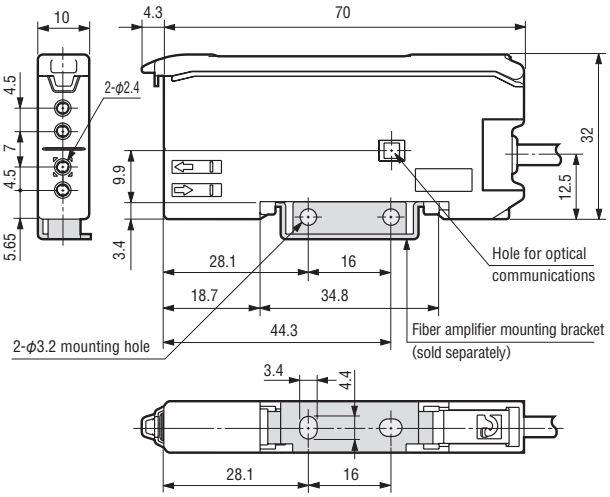

■ Input / output stage circuit diagram

TYPE	Operation mode	Time chart	Operation selector	Output circuit
E3X-MDA11 (NPN)	Light incident ON	ch1/ ch2: Light incident / Light interrupted Operation indicator (orange): ON / OFF Output transistor: ON / OFF Load (e.g., relay): Operation / Reset (Between brown and black leads)	L·ON (LIGHT ON)	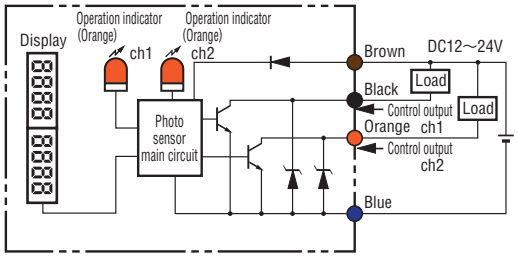
	Light interrupted ON	ch1/ ch2: Light incident / Light interrupted Operation indicator (orange): ON / OFF Output transistor: ON / OFF Load (e.g., relay): Operation / Reset (Between brown and black leads)	D·ON (DARK ON)	

■ Part names

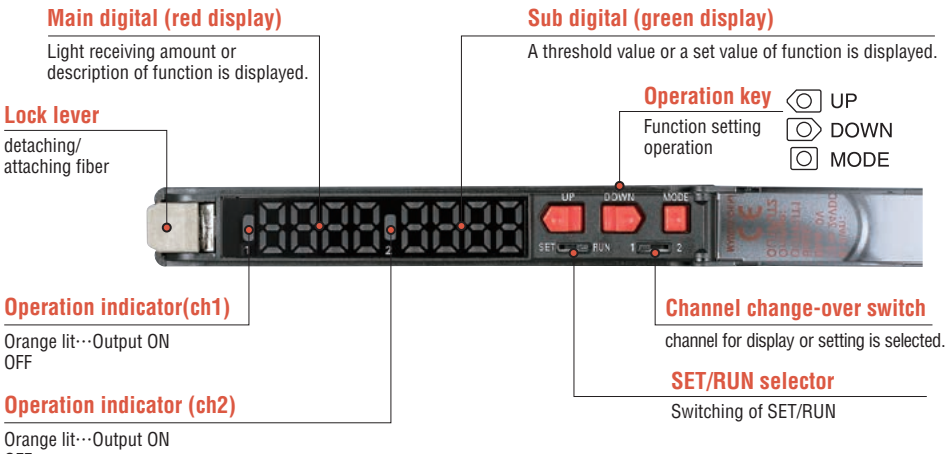

Specification

TYPE		E3X-MDA11 (NPN)
Light source (wavelength)		Red LED (635nm)
Power supply voltage		12 to 24 VDC ±10%, ripple(p-p) 10% or less
Power consumption		1,080 mW max. (current consumption：45 mA max. at power supply voltage of 24 VDC)
Control output	Load power supply voltage	DC26.4V or less, open collector output type*1
	Load electric current	50mA max.; residual voltage：1V max.
Protection circuits		Reverse connection protection of power supply, output short circuit protection, output reverse connection protection
Response time	Super-highspeed mode*2	Operate or reset：130μs*2*3
	High-speed mode	Operate or reset：450μs
	Standard mode	Operate or reset：1ms
	High-resolution mode	Operate or reset：4ms
Sensitivity setting		Teaching or manual method
Function	Power tuning	Light emission power and reception gain, digital control method
	timer	Select from OFF-delay, ON-delay, or one-shot timer. 1ms to 5s(1 to 20ms set in 1-ms increments, 20 to 200ms set in 10-ms increments, 200ms to 1s set in 100-ms increments, and 1 to 5 s set in 1 s-increments)
	Automatic power control	High-speed control method for emission current
	Zero-reset	Negative values can be displayed. (Threshold value is shifted.)
	Initial reset	Settings can be returned to defaults as required.
	Mutual interference prevention	Possible for up to 9 units (18 channels) *4
Indicators		Operation indicator 1ch (orange)、Operation indicator 2ch (orange)
Digital display		Select from incident level for channel 1 + incident level for channel 2 or other 7 patterns
Display orientation		Switching between normal / reversed display is possible.
Ambient illumination		Illumination of light receiving face　Incandescent lamp：10,000 lux max.　Sunlight：20,000 lux max.
Ambient temperature range		Operating：When 1 to 2 units are connected：－25℃ to 55℃, Groups of 3 to 10 Amplifiers：－25℃ to 50℃, Groups of 11 to 16 Amplifiers：－25℃ to 45℃ Storage：－30 to 70℃ (with no icing or condensation)
Ambient humidity range		Ambient humidity range：Operating and storage：35% to 85% (with no condensation)
Insulation resistance		More than 20MΩ (DC500V mega)
Dielectric strength/Vibration resistance /Shock resistance		1,000 VAC at 50/60 Hz for 1 minute / Destruction: 10 to 55 Hz with a 1.5-mm double amplitude for 2 hrs each in X, Y and Z directions
Degree of protection		IEC 60529 standards IP50 (w/protective cover)
Connection method		Code drawing type
Weight (packed state)		About 100g
Material		Case：Polybutylene terephthalate (PBT), Cover：Polycarbonate (PC)
Accessories		Instruction manual

*1 Depends on the NPN/PNP output system.
*2 Communications are disabled if the detection mode is selected during super-high-speed mode, and the communications functions for mutual interference prevention and the Mobile Console will not function.
*3 When differential output is selected for the output setting, the second channel output is 200 μs for operation and reset respectively.
*4 Mutual interference prevention can be used for up to 5 units (10 channels) if power tuning is enabled.

For correct use

⚠ Warning

This product cannot be used for detecting directly or indirectly the human body for the purpose of safety. Do not use this product as a detecting device for protection of human body.

Notes on use

Do not use this product under ambient atmosphere and environment exceeding the rating.

● For design (operation at power on)

The sensor becomes detectable within 200 ms after the power is turned on. If the load and the sensor are connected to separate power supply units, be sure to turn on the sensor power supply first.

Proximity Sensor Runner Confirm

Confirmation sensor for Eins function chuck.



Order code No.	041417
TYPE	E2S-W13 (NPN)

● DC 3-wire system ● Length : 1m

Order code No.	041640
TYPE	E2S-W15 (PNP)

● Length : 1m

With mounting bracket attached

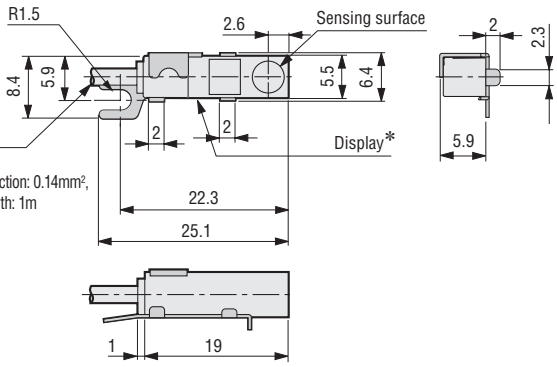

※ Operation indicator (orange)

※ Wiring : brown (+V), black (load), blue (0V)

■ Specification

TYPE		E2S-W13 (NPN)	E2S-W15 (PNP)
Sensing surface		Top	
Sensing distance		1.6mm ± 15%	
Set distance		0 ~ 1.2mm	
Differential travel		10% max. of sensing distance	
Detectable object		Ferrous metal (The sensing distance decreases with non-ferrous metal.)	
Standard sensing object		Steel, 12 × 12 × 1mm	
Response frequency*1		1kHz min.	
Power supply voltage (operating voltage range)		12 to 24 VDC (10 to 30 VDC), ripple (p-p) : 10% max.	
Current consumption		13mA max. at 24VDC (no-load)	
Control output	Load current	NPN open-collector output, 50mA max. (30VDC max.)	PNP open-collector output, 50mA max. (30VDC max.)
	Residual voltage	1.0V max. (under load current of 50mA with cable length of 1m)	
Indicators		Operation indicator (orange)	
Operation mode (with sensing object approaching)		NO	
Protection circuits		Reverse polarity protection, surge suppressor	
Ambient temperature range		Operating : −25 to 70℃ (with no icing or condensation), Storage : −40 to 85℃ (with no icing or condensation)	
Ambient humidity range		operating : 35% to 90% (with no condensation), storage : 35% to 95% (with no condensation)	
Temperature influence		± 15% max. of sensing distance at 23℃ in the temperature range of −25 to 70℃	
Voltage influence		±2.5% max. of sensing distance at rated voltage in rated voltage ±10% range	
Insulation resistance		50 MΩ min. (at 500 VDC) between current-carrying parts and case	
Withstand voltage		1,000VAC for 1min between current-carrying parts and case	
Vibration resistance (Destruction)		Destruction : 10 to 55Hz, 1.5-mm double amplitude for 2 hours each in X, Y, and Z directions	
Shock resistance (Destruction)		500m/s² 3 times each in X, Y, and Z directions	
Degree of protection		IEC 60529 IP67	
Connection method		Pre-wired (standard length : 1m)	
Weight (packed state)		About 20g	
Material (case)		polyarylate	
Accessories		Mounting brackets*2	

∗1 The response frequency is an average value.Measurement conditions are as follows: standard sensing object, a distance of twice the standard sensing object, and a set distance of half the sensing distance.

∗2 Not for runner chuck. See page ➡ 2-29,31 for runner chuck.

■ Input/output stage circuit diagram

TYPE	Operation mode	Output system	Time chart	Output circuit
E2S-W13 (NPN)	NO	NPN	Sensing object: Present / Not present Output transistor (Load): ON / OFF Operation indicator (orange): ON / OFF	Brown, +V, Load, Black *, Output, Proximity sensor main circuit, Blue, 0V *Load current: 50mA max.
E2S-W15 (PNP)	NO	PNP	Sensing object: Present / Not present Output transistor (Load): ON / OFF Operation indicator (orange): ON / OFF	Brown, +V, Proximity sensor main circuit, Black, *, Load, Blue, 0V *Load current: 50mA max.

■ Technical characteristics (typical example)

Detection area

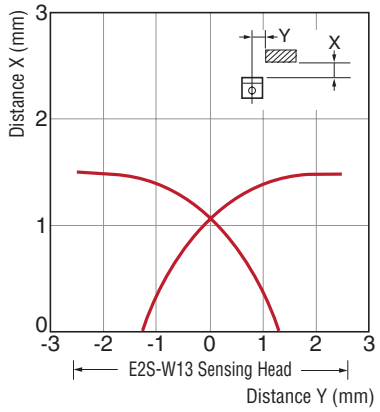

Influence of detected object size and material

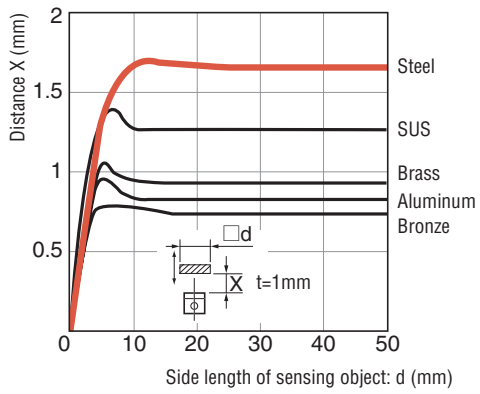

Multi AND Board

Combine multiple sensors to create one output to robot



Eight-point specification

Multi AND board

Order code No.	002161
TYPE	AND/OR-EU

● Weight : 115g

- Just connect a sensor. The easy design allows minimum wiring and space saving.
- Switching AND and /OR outputs is easy and quick. Just slide the select switch at the unit.
- The protective circuit prevents problems with overloads.

Wiring specification

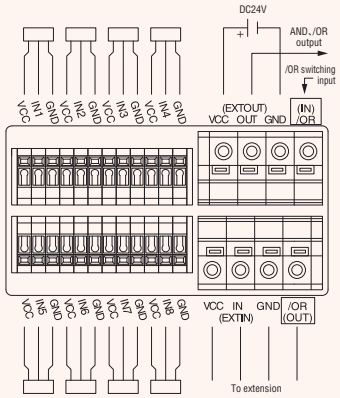

Connection method

① Push down the button with tools such as minus driver.
② Put the stripped electric wire into the wire insert hole of the terminal block.
③ Release the button. And connection completed.

＊Be sure to insert a wire into the hole.

Diameter of electric wire

Sensor input terminal
AWG28-AWG22
Power supply input, signal output terminal / extension
AWG26-AWG22

＊Stripped wire length of each terminal is 10mm.

About "AND" and "/OR"

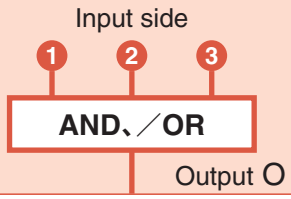

AND	／OR
Output O is turned on when all the inputs (❶❷❸) are ON.	Output O is turned on when all the inputs (❶❷❸) are OFF.

Outside dimension / mounting dimension

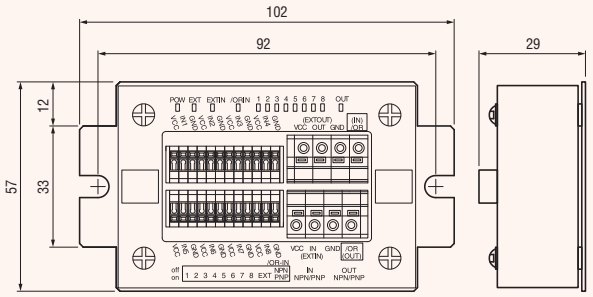

＊2-φ6 (mounting hole) : M4-M5
＊Use the mounting washer (φ10mm or less) for M5.

■Specification

Max. number of connection sensors	Power supply voltage (V)	Internal consumption current (mA)	Sensor input terminal (mA)	Operating ambient humidity (%)	Operation temperature (℃)	Operation condition
8	DC24 (±10%)	100 or less (DC24V)	10 or less / one point	35-80 (non-condensing)	0-40	No particulate and corrosive gas

＊Can be extended to 32 points.

Sensor input OR switching input circuit configuration (8-point, 4-point common)

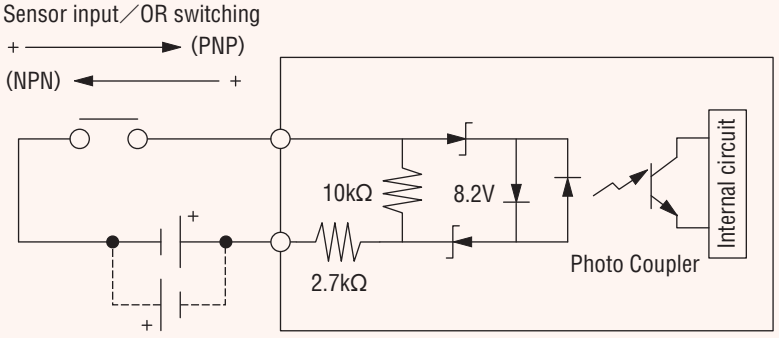

＊Select the input setting with the switch as illustrated according to the output circuit specification of the customer's sensor.
＊Select the input with the DIP switch as illustrated according to the output circuit specification of the customer.

Configuration of output circuit (8-point, 4-point common)

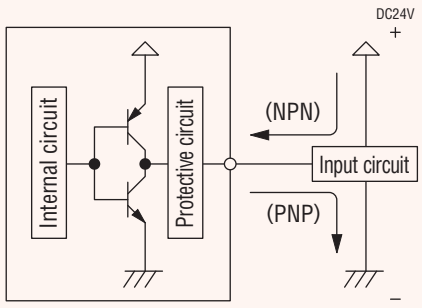

＊Select NPN/PNP as illustrated above according to the input circuit specification of the customer.

Multi AND board



You can see moving images of products by using QR code reader of your smartphone.



Four-point specification

Multi AND board 4P

Order code No.	002237
TYPE	AND/OR-EU-4P

● Weight : 58g

- Just connect a sensor. The easy design allows minimum wiring and space saving.
- Product hold condition check and product release condition check can be switched by switching AND output, /OR output, and OR output. Product hold condition and product release condition can be checked by one unit.
- The protective circuit prevents problems with overloads.

About "AND", "/OR", and "OR"

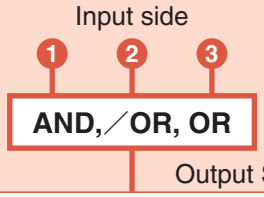

AND	／OR	OR
Output S is turned on when all the inputs (❶❷❸) are ON.	Output S is turned on when all the inputs (❶❷❸) are OFF.	Output S is turned on when either of input (❶❷❸) is ON.

Wiring specification

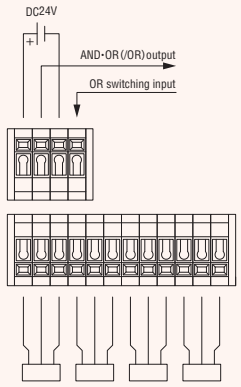

Connection method

① Push down the button with tools such as minus driver.
② Put the stripped electric wire into the wire insert hole of the terminal block.
③ Release the button. And connection completed.

＊Be sure to insert a wire into the hole.

Diameter of electric wire

Sensor input terminal
AWG28-AWG22
Power supply input, signal output terminal / extension
AWG26-AWG22

＊Stripped wire length of each terminal is 10mm.

Outside dimension / mounting dimension

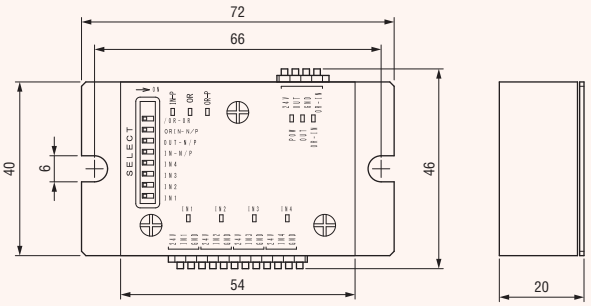

24V 24V(+) GND 24G(−) IN signal

＊2-φ6 (mounting hole) : M4-M5
＊Use the mounting washer (φ10mm or less) for M5.

■Specification

Max. number of connection sensors	Power supply voltage (V)	Internal consumption current (mA)	Sensor input terminal (mA)	Operating ambient humidity (%)	Operation temperature (℃)	Operation condition
4	DC24 (±10%)	50 or less (DC24V)	10 or less / one point	35-80 (non-condensing)	0-40	No particulate and corrosive gas

- Connecting cable for Eins Multi AND Board



Eight-point specification

Connection harness • for multi AND boards

Order code No.	123106
TYPE	MAND-EH05 • 500MM

● Overall length : 500mm



Eight-point specification

Connection harness • for multi AND boards

Order code No.	123105
TYPE	MAND-EH02 • 200MM

● Overall length : 200mm



Eight-point specification

Connection harness • for multi AND boards

Order code No.	123107
TYPE	MAND-EH10 • 1000MM

● Overall length : 1,000mm



Triplex cable (5m)

Order code No.	171292
TYPE	RMCV-0 0.3SQ*3C 5M

● Overall length : 5,000mm

PCIO Communication Unit

Two power lines allows simple wiring between units for power supply and input/output communication

- Two power lines allows simple wiring between units for power supply and input communication.
- Input signal reception with sink/source specifications.
- Two types according to the number of input/output points : 16 points (eight/eight) and 32 points (16/16).

Specification

	E-PCIO-UNIT16	E-PCIO-UNIT32
Power supply voltage	DC24V (±10%)	
System consumption current	2A or less	
Internal consumption current	100mA or less (DC24V)	180mA or less (DC24V)
Output current	100mA (Max) / one point	50mA (Max) / one point
Input current	5mA or less / one point	
Operating ambient humidity	35%~80% (non-condensing)	
Operation temperature	0-40℃	
Operation condition	No particulate and corrosive gas	

Configuration of Input circuit

Input switch

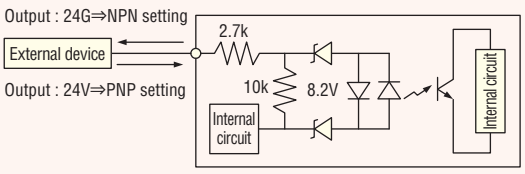

* Please switch the switch according to the output specifications of the customer, referring to the above figure.

Configuration of output circuit

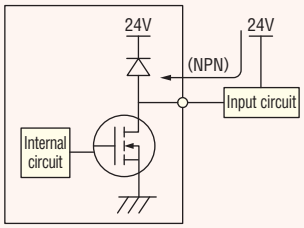

* Only NPN is used for the output specification of the unit.

Outside dimension / mounting dimension

E-PCIO-UNIT 16

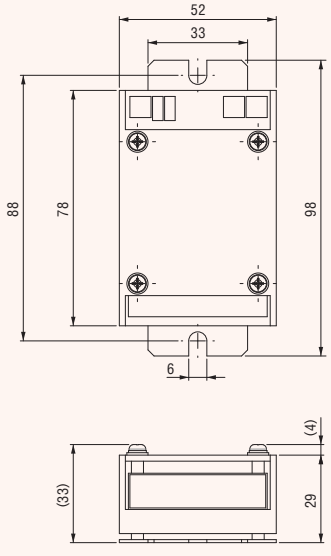

E-PCIO-UNIT 32

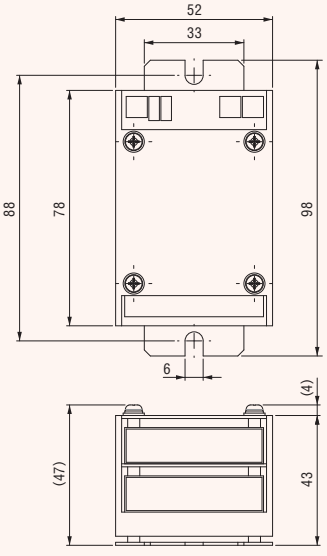



Power Communication I/O unit(16)

Order code No.	152312
TYPE	E-PCIO-UNIT 16

- Weight : 97g

Power Communication I/O unit(32)

Order code No.	152313
TYPE	E-PCIO-UNIT 32

- Weight : 131g



PCIO communication harness (03)

Order code No.	152314
TYPE	E-PCIO-HNS 03

- Harness length : 300mm



PCIO marktube

Order code No.	041770
TYPE	E-PCIO-MKT SET

- 2 set

Lightweight Series











Frame 7-2

- CFRP Pipe (φ 12 / φ 20) 7-2
- Pipe End Cap 7-2
- Resin Fixture 7-2

Suction 7-3

- Resin Suction Stem (Mini / Small) 7-3

Cylinder / Pads / Manifold 7-4

- Resin Cylinder • MCDR 7-4
- Pads (Rectangle / Curved) 7-4
- Plastic Manifold 7-4

Eins_CATALOG_V6_07_軽量ｼﾘｰｽﾞ_EN.indd 1 2021/09/22 9:51:33

Frame

More lightweight parts line up. The combination of the lightweight series makes the hand lighter, improves the stopping accuracy of the robot.

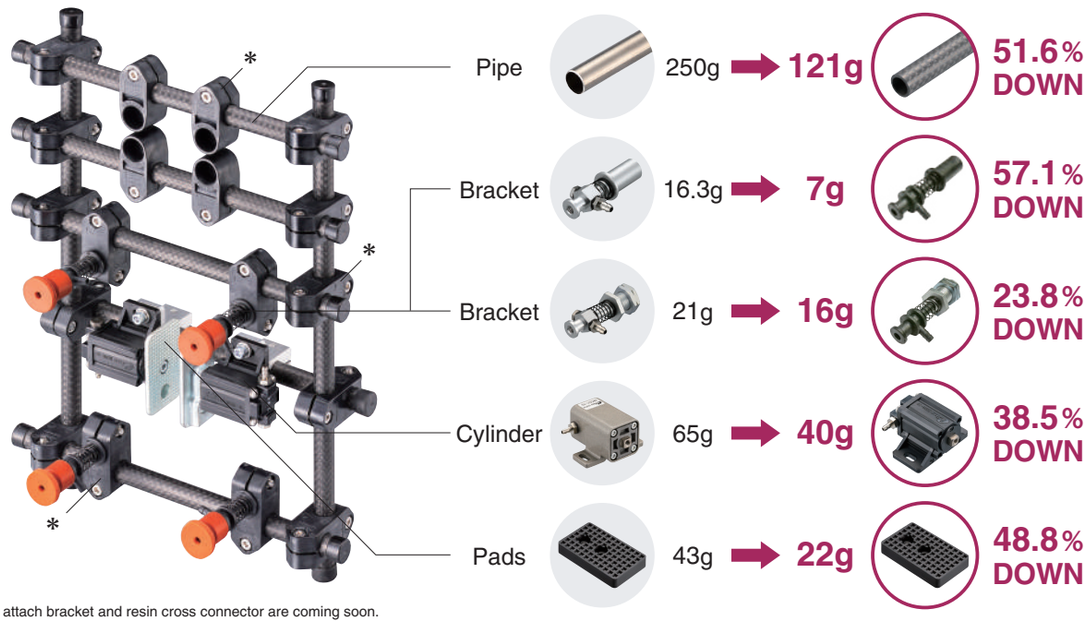

＊Resin attach bracket and resin cross connector are coming soon.



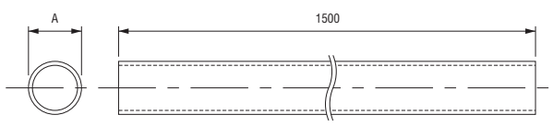



Jungle gym CFRP pipe ϕ12・ϕ20

Order code No.	023361	023362
TYPE	CFRP 12*1.5*1500	CFRP 20*1.5*1500

● Weight: ϕ12/121g, ϕ20/200g

■Specification

Product name	A	Thickness	Material	Outside diameter tolerance
Jungle gym CFRP pipeϕ12	ϕ12	0.6mm	CFRP	−0.05 ～ −0.15＊
Jungle gym CFRP pipeϕ20	ϕ20	0.8mm		

＊The external diameter tolerance are reference use only.

Pipe end cap ϕ12・ϕ20

Order code No.	171339	171340
TYPE	R-CAP-12	R-CAP-20

● Weight: ϕ12/0.4g, ϕ20/3.0g



Tie wrap base ϕ12 (tie band)

Order code No.	171210
TYPE	RCA12

● Weight: 5g

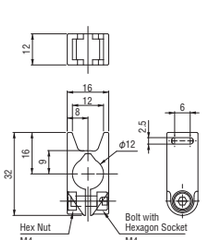



Tie wrap base ϕ20 (tie band)

Order code No.	171211
TYPE	RCA20

● Weight: 7g

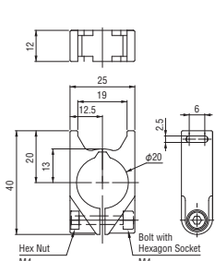



Plastic Fixture ϕ12 (M4)

Order code No.	171212
TYPE	RCB12

● Weight: 6g

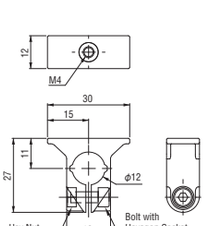



Plastic Fixture ϕ20 (M4)

Order code No.	171213
TYPE	RCB20

● Weight: 9g

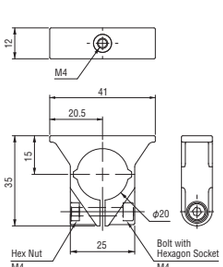

Eins_CATALOG_V6_07_軽量ｼﾘｰｽﾞ_EN.indd 2 2021/09/22 9:51:35

Suction

To achieve the lightweight products, the body is made of resin.

Direct connection on jungle gym series parts is possible.

● The suction cup is sold separately. ● Cup fixing system: embedded

Resin Suction Stem (mini)

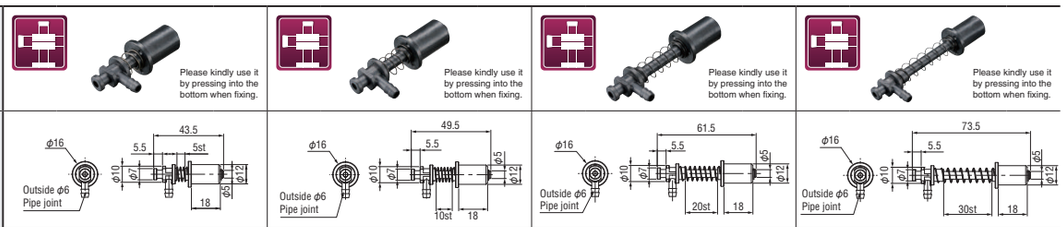

Order code No.	211105	211106	211107	211108
TYPE	VFILP-SS-5-P12	VFILP-SS-10-P12	VFILP-SS-20-P12	VFILP-SS-30-P12
Weight	4g	4g	6g	7g
Piping/mounting	φ6／φ12			
Applicable cup size	φ4～14			

Resin Suction Stem (mini)

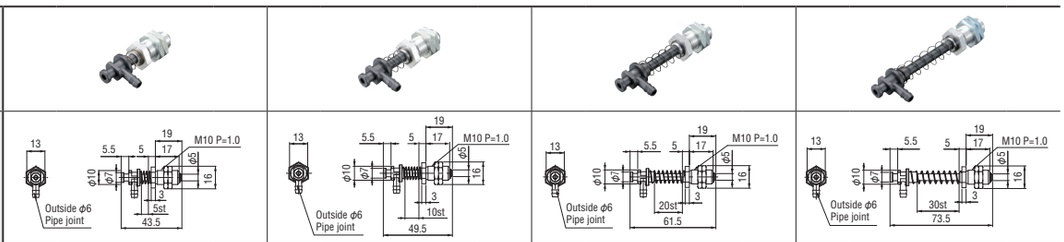

Order code No.	211109	211110	211111	211112
TYPE	VFILP-SS-5	VFILP-SS-10	VFILP-SS-20	VFILP-SS-30
Weight	9g	9g	10g	11g
Piping/mounting	φ6 ／ M10 P=1.0			
Applicable cup size	φ4～14			

Resin Suction Stem (small)

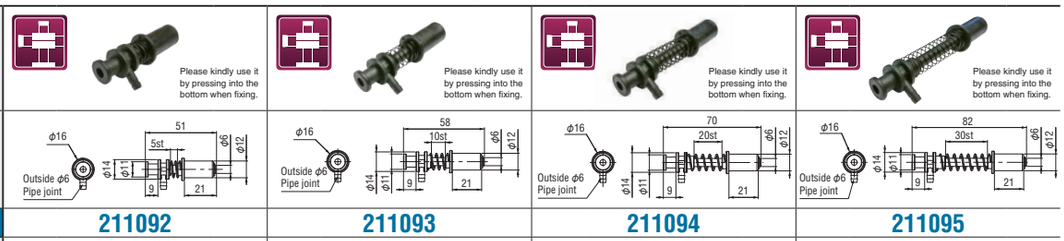

Order code No.	211092	211093	211094	211095
TYPE	VFILP-S-5-P12	VFILP-S-10-P12	VFILP-S-20-P12	VFILP-S-30-P12
Weight	7g	7g	8g	9g
Piping/mounting	φ6／φ12			
Applicable cup size	φ15～45			

Resin Suction Stem (small)

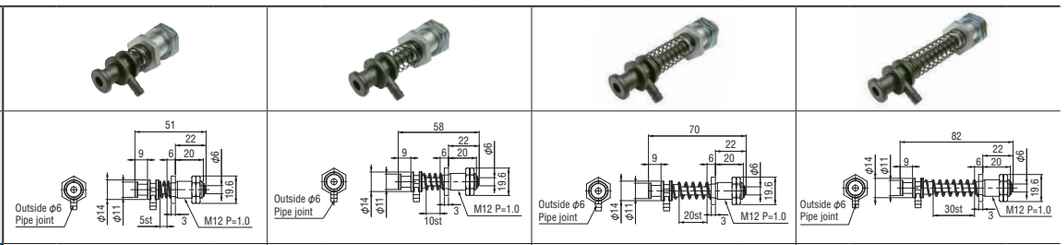

Order code No.	211097	211098	211099	211100
TYPE	VFILP-S-5	VFILP-S-10	VFILP-S-20	VFILP-S-30
Weight	16g	16g	17g	18g
Piping/mounting	φ6 ／ M12 P=1.0			
Applicable cup size	φ15～45			

Eins_CATALOG_V6_07_軽量ｼﾘｰｽﾞ_EN.indd 3 2021/09/22 9:51:38

Cylinder ／ Pads ／ Manifold

Additional light weight parts and components. Best cylinder to make a light weight tool.

Product name	Resin Cylinder・MCDR			
Drawing	NEW 	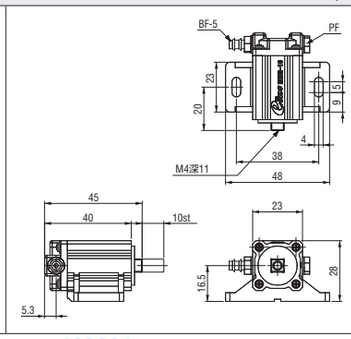	NEW 	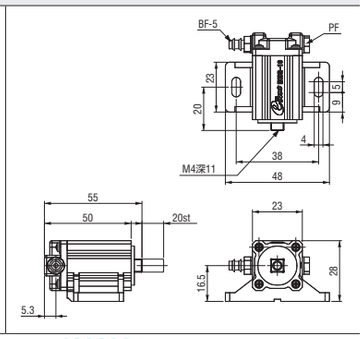
Order code No.	123691		123692	
TYPE	MCDR-10		MCDR-20	
Weight	40g		48g	
	● Stroke : 10mm ● Joint pipe fitting BF-5 included ● With Mounting washer		● Stroke : 20mm ● Joint pipe fitting BF-5 included ● With Mounting washer	

Product name	Pad rectangle black 2 holes for mini cylinder	Pad rectangle white 2 holes for mini cylinder	Pad curved black for mini cylinder	Pad curved white for mini cylinder
				
Drawing	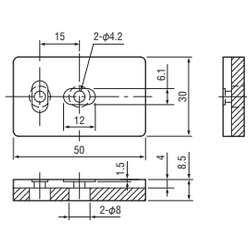	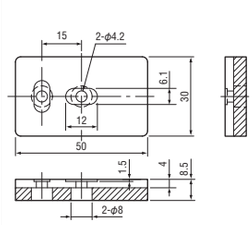	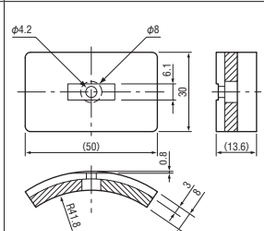	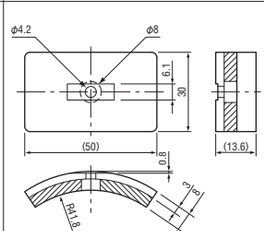
Order code No.	023336	023337	023359	023360
TYPE	CPL-060	CPL-061	CPL-018	CPL-072
Weight	22g	22g	19g	19g
Material	Chloroprene rubber	Silicone	Chloroprene rubber	Silicone
Cylinder	MCDR、MCD1、MCE、MCP1-20 Series			

Product name	Light weight plastic manifold BF5	Cap for resin manifold･BF5	Light weight plastic manifold BF6	Cap for resin manifold･BF6
				
Drawing	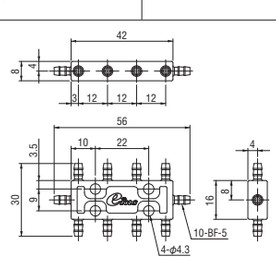		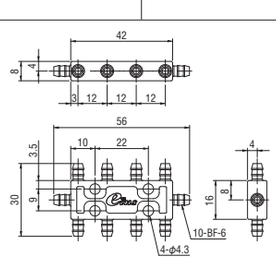	
Order code No.	123195	010585	123196	010586
TYPE	MP-10P-BF5	BF5-CAP	MP-10P-BF6	BF6-CAP
Weight	5g	1g	5g	1g

Eins_CATALOG_V6_07_軽量ｼﾘｰｽﾞ_EN.indd 4 2021/09/22 9:51:40

Information

Index 9-2

- Index type / model 9-2

Global Network 9-12

- Overseas Network 9-12
- Domestic Network 9-14

Eins_CATALOG_V6_09-ご案内_EN.indd 1 2021/09/22 10:36:35

Index type / model

TYPE	Product name	Order code No.	Page
1/8	Socket plug (trivalent chromate white)	271714	6-6
10*20*1000	let's joint PROFILE	271521	5-35
10*20*1500	let's joint PROFILE	271515	5-35
10*20*500	let's joint PROFILE	271520	5-38,5-42
10T*30*2M	Aluminum flat strip	370373	5-48
10T*50*2M	Aluminum flat strip	370374	5-48
12*0.6*1000	Jungle gym SS pipe φ12	271528	5-3,5-8
12*0.6*1500	Jungle gym SS pipe φ12	271529	5-3,5-8
12*0.6*500	Jungle gym SS pipe φ12	271527	5-3,5-8
12C-SD	Pad diameter SD sheet	271682	3-9
13005	Straight Scale (150mm)	271792	8-4
13013	Straight Scale (300mm)	271793	8-4
14103301 (SSW-15)	Replacement rubber head for SSW-15	270449	6-17
14C-EPSP	EP Sponge	271559	3-9
15C-SD	Pad diameter SD sheet	271683	3-9
1ASS-5	Sealing ring	271742	1-16,1-27
20*0.8*1000	Jungle gym SS pipe φ20	281813	5-3,5-8
20*0.8*1500	Jungle gym SS pipe φ20	281814	5-3,5-8
20*0.8*500	Jungle gym SS pipe φ20	281812	5-3,5-8
20C-EPSP	EP Sponge	282010	3-9
20C-SD	Pad diameter SD sheet	282552	3-9
20PF	Air coupler	280018	6-8
220USB-1	Electric screwdriver (cable bit 1set)	284779	8-2
220USB-5	Electric screwdriver (adapter bits 5set)	284778	8-2
25*25*1000	let's joint PROFILE	281809	5-35
25*25*1500	let's joint PROFILE	281753	5-35
25*25*500	let's joint PROFILE	281807	5-35
25*50*1000	let's joint PROFILE	281810	5-35
25*50*1500	let's joint PROFILE	281754	5-35
25*50*500	let's joint PROFILE	281808	5-35
2HC1-80	Parallel chuck・40ST＊2	282205	2-27,2-42
3000A	Wire strippers	384142	8-4
30C-EPSP	EP Sponge	294889	3-9
30C-SD	Pad diameter SD sheet	297701	3-9
32.16.009	Silencer	299653	3-46
3T*250*250	Pad (silicone sponge)	293463	2-47
3T*30*30*2M	Aluminum angle	370074	5-48
3T*400*1200	Aluminum plate	370029	5-48
4*2 (5M)	Silicone tube・White	300514	6-9
40C-EPSP	EP Sponge	300386	3-9
40C-SD	Pad diameter SD sheet	300485	3-9
40C-SP	Sponge sheet	072746	3-9
4-S-6	Reducer nipple	300385	6-6
4T*40*40*2M	Aluminum angle	370075	5-48
50C-EPSP	EP Sponge	310589	3-9
55S-150	Erect nipper	310695	8-3
5T*30*30*2M	Aluminum angle	370077	5-48
5T*400*1200	Aluminum plate	370026	5-48
5T*400*300	Aluminum plate	370028	5-48
5T*400*400	Aluminum plate	370027	5-48
5T*50*100	Rubber Pad (Silicone)	310536	2-47
5T*50*100	Rubber Pad (Nitrile)	370078	2-47
5T*50*50*2M	Aluminum angle	370076	5-48
6*3 (5M)	Silicone tube・White	322194	6-9
60C-EPSP	EP Sponge	322949	3-9
60PC	Air coupler	322948	6-8
80821	Tough gear HG (major 5.5m)	341087	8-4
8200BP-L H2.5	Ball Point Wrench Stubby for Tightening (Long Type) H2.5	341083	8-2
8200BP-L H3	Ball Point Wrench Stubby for Tightening (Long Type) H3	341084	8-2
8200BP-L H4	Ball Point Wrench Stubby for Tightening (Long Type) H4	341085	8-2
8200BP-L H5	Ball Point Wrench Stubby for Tightening (Long Type) H5	341086	8-2
8209BP-L	Ball Point Wrench Stubby for Tightening (Long Type) 9-piece set	341076	8-2
8300BP-L H2	Ball Point Wrench for Tightening (Long Type) H2	341077	8-2
8300BP-L H2.5	Ball Point Wrench for Tightening (Long Type) H2.5	341078	8-2
8300BP-L H3	Ball Point Wrench for Tightening (Long Type) H3	341079	8-2
8300BP-L H4	Ball Point Wrench for Tightening (Long Type) H4	341080	8-2
8300BP-L H5	Ball Point Wrench for Tightening (Long Type) H5	341081	8-2
8300BP-L H6	Ball Point Wrench for Tightening (Long Type) H6	341082	8-2
8309BP-L	Ball Point Wrench for Tightening (Long Type) 9-piece set	341075	8-2
8*0.6*1000	Jungle gym SS pipe φ8	340906	5-3,5-8
8*0.6*1500	Jungle gym SS pipe φ8	340907	5-3,5-8
8*0.6*500	Jungle gym SS pipe φ8	340905	5-3,5-8
8*50*100-EPSP	EP Sponge (with Double-side Tape)	340923	2-47
9000-13.8-30	Ceramic adjustable driver	350355	8-2
900-1-75	Mega-Driver Normal Phillips Size (+)	350352	8-2
900-2-100	Mega-Driver Normal Phillips Size (+)	350353	8-2
900-6-100	Mega-Driver slotted Size (-)	350354	8-2
φ5.5	OX-bearing	310607	1-16,1-25
φ6.35	OX-bearing	323000	1-16,1-27
φ10 teper washer for VFIL-SS	Taper washer (mini)	371362	3-23,5-52
φ12 teper washer for VFIL-SS	Taper washer (small)	370244	3-26,5-50,5-51
A			
AB100-W	Cable ties 1000 piece set	001920	6-10
AB150-W	Cable ties 100 piece set	001921	6-10
AB200-W	Cable ties 100 piece set	001922	6-10
AB300-W	Cable ties 100 piece set	001923	6-10
AB350-W	Cable ties 50 piece set	001924	6-10

TYPE	Product name	Order code No.	Page
Adhesive Q 50G Clear #4888	Adhesive (sponge Pads)	371759	2-47,3-9,8-3
AK15A	Manual one-hand type crimping tool	002364	8-4
AND/OR-EU	Multi AND board	002161	6-32
AND/OR-EU-4P	Multi AND board 4P	002237	6-33
AQ240F-04-00	Quick exhaust valve	002216	6-13
AQ240F-06-00	Quick exhaust valve	002217	6-13
ARJ1020F-M5-04	Mini pressure regulator	001382	6-14
ARJ1020F-M5-06	Mini pressure regulator	001447	6-14
ARJ1B2	ARJ1 Regulator Bracket	002356	6-14
ARJ210-M5BG	Mini pressure regulator	001312	6-14
AS1002F-04	Flow controller	002199	6-12
AS1002F-06	Flow controller	002200	6-12
AS1201F-M5-04A	Flow controller	002239	6-12
AS1201F-M5-06A	Flow controller	002288	6-12
AX-38(SUPER X・20TM)	Adhesive Cemedine 20ML	371765	8-3
AX-139(SUPER X・X800B・135ML)	Adhesive Cemedine 135ML	371677	8-3
AZ8166	Limit switch	000012	6-18
B			
B-CONT-UNIT	Micro Parts Sensor Controller	010521	3-47
BF-3	Fitting	010473	6-5
BF-5	Fitting	190109	6-5
BF5-CAP	Cap for resin manifold･BF5	010585	6-4,7-4
BF-5-M3	Fitting	010416	6-5
BF-5-M4	Fitting	010482	6-5
BF-6	Fitting	190108	6-5
BF6-CAP	Cap for resin manifold･BF6	010586	6-4,7-4
BF-6-M4	Fitting	010481	6-5
BKJ3-6 (M3*10)	Cross-recessed pan head screw (trivalent chromate white)	123447	1-17
BKJ3-6 (M3*6)	Cross-recessed pan head screw (trivalent chromate white)	123446	1-17
BMG2-012	Auto switch mounting bracket	010634	2-43
BS-06	Sleeve	300001	6-9
B-SENS-H	Fine sensor harness	010522	3-47
B-SENS-UNIT	Fine sensor unit	010519	3-47
C			
CF	Fitting	022667	6-6
CFRP 12＊1.5＊1500	Jungle gym CFRP pipe φ12	023361	5-3,5-8,7-2
CFRP 20＊1.5＊1500	Jungle gym CFRP pipe φ20	023362	5-3,5-8,7-2
CHK-E1LXE	Proximity sensor ass'y	023015	2-25,2-31
CHK-E1SME	Proximity sensor ass'y	023014	2-25,2-31
CHK-E1SW	Limit switch ass'y	023016	2-25,2-31
CHK-EL1-12	Runner chuck EL w/o sensor	022994	2-23,2-31
CHK-EL1-12-C	Runner chuck E w/ proximity sensor	023000	2-23,2-31
CHK-EL1-12-C1	Runner chuck EL w/limit SW	023006	2-23,2-31
CHK-EL-12	Runner chuck EL w/o sensor	022877	2-23,2-28
CHK-EL-12-C	Runner chuck EL w/ sensor	022881	2-23,2-28
CHK-EL1L-12	Runner chuck EL w/o sensor	022996	2-24,2-32
CHK-EL2L-12-C	Runner chuck E w/ proximity sensor	023160	2-24,2-32
CHK-EL2L-12-C1	Runner chuck EL w/limit SW	023161	2-24,2-32
CHK-EM1-12	Runner chuck EM w/o sensor	022993	2-23,2-30
CHK-EM1-12-C	Runner chuck EM w/ proximity sensor	022999	2-23,2-30
CHK-EM1-12-C1	Runner chuck EM w/limit SW	023005	2-23,2-30
CHK-EM-12	Runner chuck EM w/o sensor	022878	2-23,2-28
CHK-EM-12-C	Runner Chuck EM w/ Sensor	022882	2-23,2-28
CHK-EMBF-12	Runner chuck EM (Detachable/attachable claw)	023284	2-24,2-33
CHK-EMBF-12-C	Runner chuck EM (Proximity sensor･detachable/attachable claw)	023286	2-24,2-33
CHK-EMBF-12-C1	Runner chuck EM (Limit SW･detachable/attachable claw)	023288	2-24,2-33
CHK-EMF-12	Runner chuck EM(Attachment/detachment claw)	023285	2-24,2-33
CHK-EMF-12-C	Runner chuck EM (Proximity sensor･attachment/detachment claw)	023287	2-24,2-33
CHK-EMF-12-C1	Runner chuck EM (Limit SW･attachment/detachment claw)	023289	2-24,2-33
CHK-EMLXE	Proximity sensor ass'y	023087	2-25,2-29
CHK-EN1-06	Runner chuck EN w/o Sensor	022991	2-23,2-30
CHK-ES-08	Runner chuck ES w/o sensor	022879	2-23,2-28
CHK-ES-08-C	Runner chuck ES w/ Sensor	022883	2-23,2-28
CHK-ES1-08	Runner chuck ES w/o sensor	022992	2-23,2-30
CHK-ES1-08-C	Runner chuck ES w/ proximity sensor	022998	2-23,2-30
CHK-ES1-08-C1	Runner chuck ES w/limit SW	023004	2-23,2-30
CHK-ESE	Proximity sensor ass'y	023086	2-25,2-29
CHK-EX1-20	Runner chuck EX w/o sensor	022995	2-23,2-31
CHK-EX1-20-C	Runner chuck EX w/ proximity sensor	023001	2-23,2-31
CHK-EX1-20-C1	Runner chuck EX w/limit SW	023007	2-23,2-31
CHK-EX1L-20	Runner chuck EX w/o sensor	022997	2-24,2-32
CHK-EX-20	Runner chuck EX w/o sensor	022876	2-23,2-29
CHK-EX-20-C	Runner Chuck EX w/sensor	022880	2-23,2-29
CHK-EX2L-20-C	Runner chuck EX w/ proximity sensor	023158	2-24,2-32
CHK-EX2L-20-C1	Runner chuck EX w/limit SW	023159	2-24,2-32
CHK-EXBF-20	Runner chuck EX (Detachable/attachable claw)	023290	2-24,2-34
CHK-EXBF-20-C	Runner chuck EX (Detachable/attachable claw)	023292	2-24,2-34
CHK-EXBF-20-C1	Runner chuck EX (Limit SW･detachable/attachable claw)	023294	2-24,2-34
CHK-EXF-20	Runner chuck EX (Attachment/detachment claw)	023291	2-24,2-34
CHK-EXF-20-C	Runner chuck EX (Proximity sensor･attachment/detachment claw)	023293	2-24,2-34
CHK-EXF-20-C1	Runner chuck EX (Limit SW･attachment/detachment claw)	023295	2-24,2-34
CHK-MCD01	Runner chuck plate	022892	2-25,2-35
CP-007 (10mm)	Mini cylinder pillow block	370341	2-9,2-15
CP-008 (20mm)	Mini cylinder pillow block	370712	2-9,2-15
CP-009	Nut plate for mini cylinder	050033	2-9,2-13

Eins_CATALOG_V6_09-ご案内_EN.indd 2 2021/09/22 14:04:39

TYPE	Product name	Order code No.	Page
CP-010	Nut plate for H cylinder	050034	2-9,2-13
CP-013	Claw Round φ25 for Mini cylinder	370072	2-9,2-13
CP-014	Claw L shape for mini cylinder	370073	2-9,2-13
CP-015	Pad・round・black φ25・for mini cylinder	370071	2-8,2-10
CP-016	Pad・round・black φ50・for mini cylinder	370070	2-8,2-10
CP-019	Suction stem angle bracket (upper)	370698	3-34
CP-019L	Suction stem angle bracket (L-lower)	370789	3-34
CP-019R	Suction stem angle bracket (R-lower)	370790	3-34
CP-021AL (20L)	Suction stem bracket small	022542	3-33
CP-022AL (40L)	Suction stem bracket small	022543	3-33
CP-023AL (20L)	Suction stem bracket mini	022544	3-33
CP-024AL (40L)	Suction stem bracket mini	022545	3-33
CP-030 (10H)	Mini cylinder slide plate	370793	2-9,2-15
CP-030 (15H)	Mini cylinder slide plate	370722	2-9,2-15
CP-033 (30mm)	Mini Cylinder Extension Shaft	370342	2-9,2-15
CP-034 (45mm)	Mini Cylinder Extension Shaft	370711	2-9,2-15
CP-035(For GT-NR10L)	Nipper holder	370336	4-14,4-17
CP-036(For GT-NR10L)	Nipper holder	370337	4-14,4-17
CP-035(For GT-NR20)	Nipper holder	370338	4-14,4-17
CP-055	RSR 4P mount BKT	020830	6-11
CP-059-A	Limit switch mounting bracket	020837	6-20
CP-059-B	Limit switch mounting bracket	020838	6-20
CP-059-C	Limit switch mounting bracket	020839	6-20
CP-063A	Suction stem small for mini cylinder	023128	3-32
CP-063B	Suction stem small for mini cylinder	023195	3-32
CP-064	Suction stem mini for mini cylinder	020844	3-32
CP-06F	Pad made of steel	023211	2-8,2-12
CP-070	Limit switch mounting bracket	021009	6-20
CP-071	Pad・round・white φ50・for mini cylinder	370107	2-8,2-10
CP-074	Pad round white φ25・for mini cylinder	022664	2-8,2-10
CP-075	Nut plate・for container cylinder	023196	2-20,2-21
CP-076	Nut plate for slide bracket	023197	5-7,5-24,5-37
CP-077	Pad rectangle black for pull	023219	2-8,2-11
CP-078	Pad rectangle white for pull	023220	2-8,2-11
CP-AJM20	Suction stem bracket mini	023338	3-33
CP-AJM40	Suction stem bracket mini	023339	3-33
CP-AJS20	Suction stem bracket small	023340	3-33
CP-AJS40	Suction stem bracket small	023341	3-33
CP-HC10N	Claw for parallel chuck	023215	2-26,2-41
CP-HC10S	Spacer・for parallel chuck	023217	2-26,2-41
CP-HC20N	Claw for parallel chuck	023216	2-26,2-41
CP-HC20S	Spacer・for parallel chuck	023218	2-26,2-41
CPL-018	Pad curved black 2 holes for mini cylinder	023359	2-8,2-10,7-4
CPL-060	Pad rectangle black 2 holes for mini cylinder	023336	2-8,2-10,7-4
CPL-061	Pad rectangle white 2 holes for mini cylinder	023337	2-8,2-10,7-4
CPL-072	Pad curved white 2 holes for mini cylinder	023360	2-8,2-10,7-4
CPUM-01	Pad・rectangle・black・for micro mini cylinder	022797	2-8,2-10
CPUM-01 (SR)	Pad・rectangle・white・for micro mini cylinder	023113	2-8,2-10
CPUM-02	Claw・L shape・for micro mini cylinder	022798	2-9,2-13
CPUM-05	Nut plate・for micro mini cylinder	022801	2-9,2-13
D			
D2JW-011-MD (0.1A,30VDC)	Micro limit switch for KRC/KRCW	030317	2-9,2-12
D-86-4.5	Nut socket driver	030520	8-3
D-86-7	Nut socket driver	030521	8-3
D-A93	Auto switch (reed SW)	030282	2-3,2-5,2-16, 2-17,2-19,2-27, 2-38,2-40,2-42, 6-21
D-F8N	Auto switch・contactless	030500	1-28,6-21
D-M9N	Auto sensor・contactless	030425	2-3,2-5,2-16, 2-17,2-19,2-38, 2-40,2-42,2-43, 6-21
DTC-001	Desktop temperature controller for heat nipper	030492	4-14,4-22
E			
E16-M1	Auto switch・contactless	010633	2-27,2-44
E2S-W13 (NPN)	Proximity sensor runner confirm	041417	6-30
E2S-W15 (PNP)	Proximity sensor runner confirm	041640	6-30
E32-D12R	Fiber unit φ3mm reflect	041414	6-25
E32-T12R	Fiber unit φ3mm through beam	041413	6-25
E32-T16PR	Photo area sensor	041415	6-24
E39-L143	Fiber amplifier mounting bracket	041697	6-26,6-28
E3T-SL21R (NPN)	Photo sensor	041412	6-22
E3T-SL23R (PNP)	Photo sensor	041649	6-22
E3X-HD11 2M	Optical amplifier	041954	6-26
E3X-MDA11 (NPN)	Optical amplifier	041696	6-28
E39-VA	Switch checker	042058	8-4
ECP-011	Chuck spacer for mini cylinder	041647	2-9,2-14
ECP-031	Chuck Spacer for EOAT	041645	1-2,1-4
ECPUM-03	Chuck spacer for micro	041646	2-9,2-14
ECV-10HS	Air ejectors	042034	3-40,3-42
ECV-10HSCK	Air ejector w/ switch	042035	3-40,3-42
EF	Fitting	190110	6-5
EFCK-0000B	Base frame for jungle gym	042010	5-26
EFCK-0001B	Base frame for jungle gym	042011	5-26
EFCK-0002B	Base frame for jungle gym	042012	5-26
EFCK-0003B	Base frame for jungle gym	042013	5-26

TYPE	Product name	Order code No.	Page
EFCK-0004B	Base frame for jungle gym	042014	5-26
EFCK-0005B	Base frame for jungle gym	042015	5-26
EFCK-1000B	Base frame for jungle gym	042016	5-27
EFCK-1001B	Base frame for jungle gym	042017	5-27
EFCK-1002B	Base frame for jungle gym	042018	5-27
EFCK-2000B	Base frame for jungle gym	042019	5-28
EFCK-2001B	Base frame for jungle gym	042020	5-28
EFCK-2002B	Base frame for jungle gym	042021	5-28
EFCK-2500B	Base frame for jungle gym	042024	5-29
EFCK-5600	Base frame	041680	5-38
EFCK-5601	Base frame for let's joint.	041681	5-38
EFCK-5602	Base frame for let's joint.	041682	5-38
EFCK-7000	Base frame	041683	5-39
EFCK-7002	Base frame for let's joint.	041685	5-39
EFCK-7500	Base frame	041686	5-39
EFCK-7600	Base frame	041689	5-39
EFCK-7601	Base frame for let's joint.	041690	5-39
EFCK-8000	Base frame	041692	5-39
EFCK-8002	Base frame for let's joint.	041694	5-39
EG1-NW20	Spare blade for mini Air Nipper	041871	4-9
EG1-NW20(Carbide blade)	Spare blade for mini Air Nipper	041876	4-9
EG1-NW201	Spare blade for mini Air Nipper	041872	4-9
EG1-NW201-AST	Spare blade for Adjustable opening	041874	4-9
EG1-NW20-AST	Spare blade for Adjustable opening	041873	4-9
EG1-NW20R	Spare blade for mini Air Nipper	041916	4-9
EG1-NW20R(Carbide blade)	Spare blade for mini Air Nipper	041923	4-9
EG1-NW20R-AST	Spare blade for Adjustable opening	041924	4-9
EG1-NW35	Spare blade for mini Air Nipper	041851	4-9
EG1-NW35(Carbide blade)	Spare blade for mini Air Nipper	041866	4-9
EG1-NW35-AST	Spare blade for Adjustable opening	041853	4-9
EG1-NW35R	Spare blade for mini Air Nipper	041852	4-9
EG1-NW35R(Carbide blade)	Spare blade for mini Air Nipper	041867	4-9
EG1-NW35R-AST	Spare blade for Adjustable opening	041854	4-9
EG-NW10	Spare blade for mini Air Nipper	041050	4-9
EG-NW101	Spare blade for mini Air Nipper	041051	4-9
EG-NW10R	Spare blade for mini Air Nipper	041758	4-9
EG-NW20-01C	Spare blade・Clip Type Blade for mini Air Nipper	041066	4-9
EG-NW20R-V001S	Spare blade for mini Air Nipper	041361	4-9
EG-NW20-V001S	Spare blade for mini Air Nipper	041064	4-9
EG-NW35-01C	Spare blade・Clip Type Blade for mini Air Nipper	041067	4-9
EG-NW35R-V001S	Spare blade for mini Air Nipper	041310	4-9
EG-NW35-V001S	Spare blade for mini Air Nipper	041065	4-9
EG-NW50	Spare blade	041955	4-9
EG-NW50R	Spare blade	041956	4-9
EINS JIG TYPE C-01	EOAT assembly stand	042059	8-4
EINS JIG TYPE J-01	mounting pitch fixing plate	042060	8-4
EPCG-15-F	Suction cups Fluorine Bellows (Black)	042042	3-10
EPCG-20-F	Suction cups Fluorine Bellows (Black)	042043	3-10
EPCG-30-F	Suction cups Fluorine Bellows (Black)	042044	3-10
EPCG-40-F	Suction cups Fluorine Bellows (Black)	042045	3-10
E-PCIO-HNS 03	PCIO harness (03)	152314	6-34
E-PCIO-MKT SET	PCIO mark tube	041770	6-34
E-PCIO-UNIT 16	Power Communication I/O unit	152312	6-34
E-PCIO-UNIT 32	Power Communication I/O unit	152313	6-34
EPJG-10-S	Suction cup・Silicon	042040	3-37
EPJG-15-S	Suction cup・Silicon	042041	3-37
EPJG-6-S	Suction cup・Silicon	042038	3-37
EPJG-8-S	Suction cup・Silicon	042039	3-37
EPJG-20-S	Suction cup・Silicon	042068	3-37
EPJG-25-S	Suction cup・Silicon	042069	3-37
EPJG-30-S	Suction cup・Silicon	042070	3-37
EPLG-30-S5	Bellow Suction Cups (silicon, white)	042071	3-10,3-37
EPLG-40-S5	Bellow Suction Cups (silicon, white)	042072	3-10,3-37
EPLG-50-S5	Bellow Suction Cups (silicon, white)	042073	3-10,3-37
EPMG-24L	Suction Cups Star-shaped pouch・Bellows	042074	3-11
EPMG-40L	Suction Cups Star-shaped pouch・Bellows	042075	3-11
ERS-SET-SNG-AP/AE-0.8-10	Needle holder set for exchange (2pcs)	041926	2-27,2-45
ERS-SET-SNG-AP/AE-1.2-10	Needle holder set for exchange (2pcs)	041927	2-27,2-45
ERS-SET-SNG-M-0.8	Needle piston set for exchange (4pcs)	041925	2-27,2-45
ESVMR1-10-3	In-line cylinder multi ejector	041836	3-46
ESVMR-A	Multi ejector	041860	3-46
ESVMR-A-A	Option parts A	041861	3-46
EVFL-44	Small air filters	042036	3-40,3-43
EVFL-66	Small air filters	042037	3-40,3-43
F			
F-CROSS-12	Floating Cross Connector φ12	054346	5-3,5-10
F-CROSS-20	Floating Cross Connector φ20	054347	5-3,5-10
F-PARA-12	Floating Parallel Connector φ12	054344	5-4,5-13
F-PARA-20	Floating Parallel Connector φ20	054345	5-4,5-13
FCK1-0000	Sliding chuck	054285	5-50
FCK1-0001	Chuck mounting base	054287	5-50,5-51
FCK1-0002S	Sliding holder	054288	5-50
FCK1-0003L	Vertical bar (L)	054289	5-50,5-51
FCK1-0003L-400	Vertical bar (L) 400L	054290	5-50,5-51
FCK1-0005	Sliding chuck fastening bolt	054326	5-50
FCK1-1001	Chuck mounting base (mini)	054340	5-52
FCK-1004	Universal chuck slide base (mini)	370735	5-52

Eins_CATALOG_V6_09-ご案内_EN.indd 3 2021/09/22 14:04:40

Index type / model

TYPE	Product name	Order code No.	Page
FCK-1005	Universal chuck mounting bolt (mini)	370736	5-52
FCK1-1002	Sliding holder (mini)	054321	5-52
FCK1-1003	Vertical bar (mini)	054322	5-52
FCK1-1006	Sliding holder (mini)	054323	5-52
FCK2-0004	Universal chuck slide base	054325	5-50,5-51
FCKH-0000	Universal chuck (mini)	054286	5-51
FCKH-0005L	Sliding chuck fastening bolt	054292	5-51
FCKH-0007	Sliding holder	054291	5-51
FH300-81	Soldering Station (with sponge)	054351	8-4
For NC/NW-10(J09420-016-1)	Slide spring	130257	4-10
For NC/NW-10(J09420-014-3)	Piston spring	130766	4-10
For NC/NW-10	Mini air nipper mounting bracket	130216	4-12
For NC/NW-20	Mini air nipper mounting bracket	130162	4-12
For NC/NW-35	Mini air nipper mounting bracket	130163	4-12
For NC/NW-10	Piston	130767	4-10
For NC/NW-20.20R	Piston	130768	4-10
For NC/NW-35.35R	Piston	130769	4-10
For NW-10	Blade Springs	130744	4-10
For NW-35.35R(NC-3506N-1)	Piston spring	130771	4-10
For NW-50	Mini air nipper mounting bracket	131621	4-12
For NW-50.50R	Piston	131654	4-10
For NW2-20.35	Blade Springs	131536	4-10
FS600-3	Lead free solder	054352	8-4
FX600-02	Ceramic heater soldering iron	054350	8-4
G			
GCYL20*100	Container Cylinder w/ Guided (Double)	060500	2-16,2-19
GCYL20*150	Container Cylinder w/ Guided (Double)	060501	2-16,2-19
GCYL20*20	Container Cylinder w/ Guided (Double)	060496	2-16,2-19
GCYL20*40	Container Cylinder w/ Guided (Double)	060497	2-16,2-19
GCYL20*50	Container Cylinder w/ Guided (Double)	060498	2-16,2-19
GCYL20*75	Container Cylinder w/ Guided (Double)	060499	2-16,2-19
GFC-15NT	Replacement blade for ratchet style tube cutter	061138	8-3
GS5P-31	Electric screwdriver Rigid Hex Bit (5 set)	061139	8-2
GT-NB20 10-HIKU	Slide bracket･w/o blade	130231	4-14,4-18
GT-NB20 5-HIKU	Slide bracket･w/o blade	130229	4-14,4-18
GT-NB20 5-OSHI	Slide bracket･w/o blade	130230	4-14,4-18
GT-NB20LW-10TM	Slide bracket･w/o blade	060477	4-14,4-18
GT-NB30 10-HIKU	Slide bracket･w/o blade	130235	4-14,4-18
GT-NB30LW-10TM	Slide bracket･w/o blade	060478	4-14,4-18
GT-NKH10	Heat air nipper flow controller type	060355	4-14,4-22
GT-NKH20	Heat air nipper air hydro	060356	4-14,4-22
GT-NR10L	Square type･w/o blade	060083	4-14,4-16
GT-NR10L-20 (N10L.N20 Spare Blade)	Blade Springs	060100	4-21
GT-NR20	Square type･w/o blade	060084	4-14,4-16
GT-NR30	Square type･w/o blade	060085	4-14,4-16
GT-NR30 (N30 Spare Blade)	Blade Springs	060101	4-21
GT-NS10L	Square type･w/o blade	060240	4-14,4-16
GT-NS20	Square type･w/o blade	060241	4-14,4-16
GT-NS30	Square type･w/o blade	060242	4-14,4-16
GT-NT03	Slide vertical･w/o blade	060207	4-14,4-15
GT-NT05	Slide vertical･w/o blade	060208	4-14,4-15
GT-NT05R	Slide vertical･w/o blade	060225	4-14,4-15
GT-NT10	Slide vertical･w/o blade	060209	4-14,4-15
GT-NT10R	Slide vertical･w/o blade	060226	4-14,4-15
GT-NT20	Slide vertical･w/o blade	060227	4-14,4-15
GT-NT20R	Slide vertical･w/o blade	060228	4-14,4-15
GT-NTH05	Heat air nipper slide vertical･w/ blade	060353	4-14,4-22
GT-NTH10	Heat air nipper slide vertical･w/ blade	060354	4-14,4-22
GT-TC-02	Timing controller	060321	4-14,4-19
H			
HB-100S	Hot glue	072956	8-4
HB-80	Hot glue gun	072955	8-4
HC-10	Parallel chuck・10ST	072170	2-26,2-40
HC-10S	Parallel chuck・10ST	072171	2-26,2-40
HC1-10-C1	Parallel chuck・10ST	072705	2-26,2-40
HC1-10S-C1	Parallel chuck・10ST	072703	2-26,2-40
HC1-20-C1	Parallel chuck・20ST	072706	2-26,2-40
HC1-20S-C1	Parallel chuck・20ST	072704	2-26,2-40
HC1-5S-C1	Parallel chuck・5ST	072702	2-26,2-40
HC1-SW1	Limit switch ass'y	072708	2-27,2-40
HC1-SW2	Limit switch ass'y	072709	2-27,2-40
HC-5S	Parallel chuck・5ST	072172	2-26,2-40
HLA-12AS	Parallel hand・15ST	071996	2-27,2-44
HLA-15AS	Parallel hand・20ST	070986	2-27,2-44
HLA-20AS	Parallel hand・25ST	071997	2-27,2-44
HLAG-12AS	Parallel hand・15ST・w/ rubber cover	071999	2-27,2-44
HLAG-15AS	Parallel hand・20ST・w/ rubber cover	072000	2-27,2-44
HLAL	Auto quick chuck change hanger	072602	1-36,1-38
HNE-48	Magnet chuck hanger (fix side)	072732	1-36,1-39
HNE-S	Magnet chuck hanger (fix side)	072733	1-36,1-39
HNE-SL	Magnet chuck hanger (fix side)	072811	1-36,1-40
HSAL	Auto quick chuck change hanger	072601	1-36,1-38
HSL	Auto quick chuck change hanger	072600	1-36,1-37
J			
J25410-30A	Pipe combination chuck E φ20 90 deg	090203	2-25,2-37
J25410-40A	Pipe combination chuck E φ12 90 deg	090204	2-25,2-37
J25411-000	Tunnel gate runner chuck	090141	2-25,2-36
J25411-100	Tunnel gate runner chuck	090140	2-25,2-36
JGM1-001	Gripper module for jungle gym	090232	5-31
JGM1-002	Gripper module for jungle gym	090233	5-31
JGM1-003	Gripper module for jungle gym	090234	5-31
JGM1-004	Gripper module for jungle gym	090235	5-31
JGM1-005	Gripper module for jungle gym	090236	5-31
JGM1-006	Gripper module for jungle gym	090237	5-31
JGM1-007	Gripper module for jungle gym	090238	5-31
JGM1-009	Gripper module for jungle gym	090239	5-31
JGM1-011	Gripper module for jungle gym	090240	5-32
JGM1-013	Gripper module for jungle gym	090241	5-32
JGM1-016	Gripper module for jungle gym	090242	5-32
JGM1-017	Gripper module for jungle gym	090243	5-32
JGM1-018	Gripper module for jungle gym	090244	5-32
JGM1-023	Gripper module for jungle gym	090185	5-33
JLM-001B	Limit switch module for jungle gym	090219	5-33
JLM-002B	Limit switch module for jungle gym	090220	5-33
JLM-003	Limit switch module for jungle gym	090190	5-33
JSM-001	Suction module for jungle gym	090155	5-27,5-30
JSM-002	Suction module for jungle gym	090156	5-30
JSM-003B	Suction module for jungle gym	090216	5-30
JSM-004	Suction module for jungle gym	090158	5-30
JSM-005	Suction module for jungle gym	090159	5-30
JSM-006B	Suction module for jungle gym	090217	5-30
JSM-007B	Suction module for jungle gym	090218	5-31
JSM-008	Suction module for jungle gym	090162	5-28,5-31
K			
K-203	SS pipe cutter	101206	8-3
K-203-1	Spare blade for pipe cutter	101207	8-3
KQ2H04-00A	Straight	101469	6-7
KQ2H04-06A	Straight reducer union	101471	6-7
KQ2H06-00A	Straight	101470	6-7
KQ2L04-01NS	Male elbow union	101710	6-6
KQ2L04-M5N	Male elbow union	101462	6-6
KQ2L06-01NS	Male elbow union	101463	6-6
KQ2L06-M5N	Male elbow union	101464	6-6
KQ2S04-01NS	Male connector	101746	6-6
KQ2S04-M3G	Male connector	101749	6-6
KQ2S04-M5N	Male connector	101467	6-6
KQ2S06-01NS	Male connector	101468	6-6
KQ2S06-M5N	Male connector	101466	6-6
KQ2U04-00A	Union y	101472	6-7
KQ2U04-06A	Reducer union y	101473	6-7
KQ2U06-00A	Union y	101465	6-7
KRCR-5000	Pad rectangle w/ black SW for mini cylinder	101832	2-8,2-11
KRCWR-5000	Pad rectangle w/ white SW for micro mini cylinder	101833	2-8,2-11
KFCR-5000	Pad・rectangle・w/steer SW・mini cylinder	101834	2-8,2-11
KPCR-5000	Pad rectangle w/ SW for mini cylinder	101835	2-8,2-11
KPB-5000	Pad with SW・Black replacement Plate	101836	2-9,2-12
KPW-5000	Pad with SW・White replacement Plate	101837	2-9,2-12
KPF-5000	Pad with SW・steer replacement Plate	101838	2-9,2-12
KP-5000	Pad with SW replacement Plate	101839	2-9,2-12
L			
L00999-313	Packing	110551	1-16,1-27
L00999-316	Coil spring	110619	1-16
L00999-420	Coil spring	110649	1-16,1-27
L10160-000-2	Nipper mounting bracket	110622	4-13
L10160-CL	One touch clip for NW	110558	4-13
L10761-100	Suction stems locking mechanism 100H	110565	3-28
L10761-200	Suction stems locking mechanism 50H	110556	3-28
L1131-100	Pad・rectangle・w/ SW for micro mini cylinder	110568	2-8,2-11
L1131-200	Pad・rectangle・w/white SW for micro mini cylinder	110654	2-8,2-11
L11540-000B	Hinge chuck clamp unit	110688	2-27,2-46
L11540-109	Hinge chuck suction stem	110567	2-27,2-46
L18382-106	Silencer for ESVMR	110663	3-46
LGM-002	Gripper module for let's joint	110577	5-41
LGM1-005	Gripper module for let's joint	110696	5-41
LGM1-006	Gripper module for let's joint	110697	5-41
LGM-007	Gripper module for let's joint	110582	5-41
LGM-008	Gripper module for let's joint	110583	5-41
LGM-009	Gripper module for let's joint	110584	5-41
LGM-011	Gripper module for let's joint	110586	5-41
LGM-012	Gripper module for let's joint	110587	5-41
LGM1-014	Gripper module for let's joint	110692	5-42
LGM1-015	Gripper module for let's joint	110693	5-42
LGM1-017	Gripper module for let's joint	110694	5-42
LLM-003	Limit switch module for let's joint	110599	5-42
LSM-001	Suction module for let's joint.	110569	5-40
LSM-002	Suction module for let's joint.	110570	5-40
LSM-003	Suction module for let's joint.	110571	5-38,5-40
LSM-004B	Suction module for let's joint.	110689	5-40
LSM-006B	Suction module for let's joint.	110690	5-40
LX0004-101	Barbed joint	110623	1-16,1-27
LX0090-100 (L.R)	Nipper bracket・for GT-NR	110656	4-14,4-17

Eins_CATALOG_V6_09-ご案内_EN.indd 4 2021/09/22 10:36:36

TYPE	Product name	Order code No.	Page
LX0109-102	ARJ1 Regulator Bracket	110655	6-14
M			
M2.5*16	Flat head screw with cross recesse (trivalent chromate white)	122787	6-15
M3	Hex Nut (Trivalent Chromate)	123301	6-15
M3*16	Cross-recessed pan head screw (trivalent chromate white)	123449	6-15
M-3ALU-4	Barb elbow for soft tubing	120543	6-5
M3-G	Gasket	122889	6-8
M-3UT	Universal tee	123471	6-6
M4*10	Flat head screw with cross recesse (Stainless Steel)	123515	6-15
M4*12	Flat head screw with cross recesse (Stainless Steel)	371193	6-15
M4*12 (E)	Bolt with hexagon socket w/SW, Flat washer, Trivalent white	122812	5-52,6-15
M4*8	Flat head screw with hexagon socket	122785	5-52,6-15
M4-G	Gasket	122890	6-8
M-5ALU-4	Barb elbow for soft tubing	120692	6-5
M-5ALU-6	Barb elbow for soft tubing	122892	6-5
M5-G	Gasket	122891	6-8
M-5UT	Universal tee	120607	6-6
M6	Spring washer	122775	6-15
M6	Spring washer	122775	6-15
M6	Nut class 1 (trivalent chrmate white)	122782	6-15
M6	Flat Washer(Trivalent Chromate)	122780	5-52,6-15
M6*10	Flat head screw with hexagon socket	122786	5-50,5-51
M6*15 (E)	Bolt with hexagon socket w/SW, Flat washer, Trivalent white	122821	6-15
M6*20 (E)	Bolt with hexagon socket w/SW, Flat washer, Trivalent white	122822	5-50
M8	Spring washer	122776	5-50,5-51
M8	Nut class 1 (trivalent chrmate white)	122783	5-50,5-51
M8	Flat Washer(Trivalent Chromate)	122781	5-50,5-51
MAND-EH02･200MM	Connection harness/for multi AND boards	123105	6-33
MAND-EH05･500MM	Connection harness/for multi AND boards	123106	6-33
MAND-EH10･1000MM	Connection harness/for multi AND boards	123107	6-33
MC-04PC	Air coupler	122893	6-8
MC-04PH	Micro coupler	120170	6-8
MC-05PM	Micro coupler	120120	6-8
MC-05SM	Micro coupler	120121	6-8
MC-06PC	Air coupler	122894	6-8
MCD1-10	Mini cylinder・MCD	123219	2-2,2-4
MCD1-20	Mini cylinder・MCD	123220	2-2,2-4
MCDR-10	Mini cylinder・MCDR	123691	2-4,7-4
MCDR-20	Mini cylinder・MCDR	123692	2-4,7-4
MCE-10S	Mini cylinder・MCE10st(push)	123504	2-2,2-5
MCE-10T	Mini cylinder・MCE10st(pull)	123505	2-2,2-5
MCE-10W	Mini cylinder・MCE10st (double action)	123508	2-2,2-5
MCE-20S	Mini cylinder・MCE10st(push)	123506	2-2,2-5
MCE-20T	Mini cylinder・MCE10st(pull)	123507	2-2,2-5
MCE-20W	Mini cylinder・MCE20st (double action)	123509	2-2,2-5
MCE-HA	Hinge cylinder	123711	2-25,2-38
MCP1-1210	Cylinder for pipe attachment	123699	2-3,2-7
MCP1-1220	Cylinder for pipe attachment	123700	2-3,2-7
MCP1-2010	Cylinder for pipe attachment	123701	2-3,2-7
MCP1-2020	Cylinder for pipe attachment	123702	2-3,2-7
MCP1-2030	Cylinder for pipe attachment	123703	2-3,2-7
MCY-HS	Mini cylinder H	120003	2-3,2-6
MCY-HSヨウ	Replacement rubber w/screw for MCY-HS	370877	2-3,2-6
MGC-20	Magnet chuck	123218	2-25,2-39
MGC-C	Magnet chuck end rubber	123571	2-25,2-39
MHZ2-10S	Parallel chuck	123401	2-27,2-43
MHZ2-10SN	Parallel chuck	122451	2-27,2-43
MM-10P	Manifold mini	122036	6-3
MM-14P	Manifold mini	122037	6-3
MM-6P	Manifold mini	122034	6-3
MM-8P	Manifold mini	122035	6-3
MP-10P-BF5	Light weight plastic manifold BF5	123195	6-4,7-4
MP-10P-BF6	Light weight plastic manifold BF6	123196	6-4,7-4
MS-10P	Manifold small	122038	6-3
MS-12P	Manifold small	122039	6-3
MS-5H-4	Hose nipple	122831	6-6
MS-5H-6	Hose nipple	122049	6-6
MS-5HLH-4	Hose Elbow	120500	6-5
MS-5HLH-6	Hose Elbow	122832	6-5
MS-6P (1/8)	Manifold small	122040	6-3
N			
N01861-202A	Cross connector・φ12 φ12 (rear entrance)	131569	5-3,5-10
N01861-101	Parallel connector・φ8 φ12	131092	5-4,5-12
N01861-102	Parallel connector・φ12 φ12	131093	5-4,5-12
N01861-104	Parallel connector・φ20 φ12	131094	5-4,5-12
N01861-106	Parallel connector・φ20 φ20	131095	5-4,5-12
N01861-107	Parallel connector・φ8 φ8	131096	5-4,5-12
N01861-108	Connector・for SSW	131097	5-4,5-13
N01861-201	Cross connector・φ12 φ8	131098	5-3,5-10
N01861-202	Cross connector・φ12 φ12	131099	5-2,5-3,5-10

TYPE	Product name	Order code No.	Page
N01861-204	Cross connector・φ20 φ12	131100	5-3,5-10
N01861-206	Cross connector・φ20 φ20	131101	5-3,5-10
N01861-206A	Cross connector・φ20 φ20 (rear entrance)	131570	5-3,5-10
N01861-206B	Cross connector・long・φ20 φ20	131573	5-3,5-10
N01861-207	Cross connector・φ8 φ8	131102	5-3,5-10
N01861-301	T Connector＃1・φ12 φ12	131103	5-4,5-11
N01861-302	T Connector＃1・φ12 φ8	131104	5-4,5-11
N01861-303	T Connector＃1・φ8 φ12	131105	5-3,5-10
N01861-304	T Connector＃1・φ20 φ12	131106	5-4,5-11
N01861-305	T Connector＃1・φ20 φ20	131107	5-4,5-11
N01861-306	T Connector＃1・φ8 φ8	131108	5-3,5-10
N01861-307	T Connector＃1・φ12 φ20	131109	5-4,5-11
N01861-401	T Connector＃2・φ12 φ12	131110	5-4,5-11
N01861-402	T Connector＃2・φ12 φ8	131111	5-4,5-11
N01861-403	T Connector＃2・φ8 φ12	131112	5-4,5-11
N01861-404	T Connector＃2・φ20 φ12	131113	5-4,5-12
N01861-405	T Connector＃2・φ20 φ20	131114	5-4,5-12
N01861-406	T Connector＃2・φ8 φ8	131115	5-4,5-11
N01861-407	T Connector＃2・φ12 φ20	131116	5-4,5-12
N01862-201	Attachment bracket・φ12・M6	131118	5-4,5-13
N01862-202	Suction bracket・φ12・M5	131119	5-4,5-14
N01862-203	Suction bracket・φ12・PT1/8	131120	5-5,5-14
N01862-204	Attachment bracket・φ12・M5	131305	5-4,5-13
N01862-205	Attachment bracket・φ8・M6	131121	5-4,5-13
N01862-206	Suction bracket・φ8・M5	131122	5-4,5-14
N01862-207	Attachment bracket・φ20・M6	131123	5-4,5-14
N01862-208	Attachment bracket・φ8・M5	131306	5-4,5-13
N01862-209	Suction bracket・φ8・M6	131124	5-4,5-14
N01862-210	Access bracket・φ12・M6	131125	5-4,5-13
N01862-211	Access bracket・φ20・M6	131126	5-4,5-13
N01862-212	Suction bracket・φ12・M6	131127	5-5,5-14
N01862-213	Attachment bracket・φ12・M8	131225	5-4,5-14
N01862-214	Attachment bracket・φ20・M8	131226	5-4,5-14
N01863-101	Slide bracket・W・φ12	131128	5-5,5-15
N01863-102	Slide washer・W・φ8 φ12	131129	5-7,5-24
N01863-103	Slide bracket 70・W・φ12	131130	5-7,5-24,5-36
N01863-106	Slide bracket 40・W・φ8	131131	5-6,5-22,5-36
N01863-107	Slide bracket 40・W・φ12	131132	5-6,5-22,5-36
N01863-110	Slide bracket 70・W・φ8	131133	5-7,5-23,5-36
N01863-111	Slide bracket・W・φ20	131134	5-5,5-15
N01863-112	Slide washer・W・φ20	131135	5-7,5-24
N01863-113	Slide bracket・W・φ8	131217	5-5,5-15
N01863-114	Slide bracket 40・W・φ20	131137	5-6,5-22,5-36
N01863-115	Slide bracket 70・W・φ20	131138	5-7,5-24,5-36
N01863-117	Slide bracket 40・W・M10	131139	5-6,5-21,5-35
N01863-118	Slide bracket 40・W・M12	131140	5-6,5-21,5-35
N01863-120	Slide bracket 70・W・M10	131141	5-7,5-23,5-36
N01863-121	Slide bracket 70・W・M12	131142	5-7,5-23,5-36
N01863-122	Slide bracket 40・W・M17	131143	5-6,5-22,5-35
N01863-124	Slide bracket 70・W・M17	131144	5-7,5-23,5-36
N01863-201	Slide bracket・φ12	131145	5-5,5-15
N01863-202	Slide washer・φ8/φ12	131146	5-7,5-24
N01863-203	Slide bracket 40・M5	131147	5-6,5-21,5-35
N01863-204	Slide bracket 70・M5	131148	5-7,5-23,5-36
N01863-205	Slide bracket・φ20	131149	5-5,5-15
N01863-206	Slide washer・φ20	131150	5-7,5-24
N01863-207	Slide bracket・φ8	131151	5-5,5-15
N01863-208	Slide bracket 40・φ8	131152	5-6,5-22,5-36
N01863-209	Slide bracket 70・φ8	131153	5-7,5-23,5-36
N01863-210	Slide bracket 40・PT1/8	131154	5-6,5-21,5-35
N01863-211	Slide bracket 70・PT1/8	131155	5-7,5-23,5-36
N01863-212	Slide bracket 40・M6	131156	5-6,5-21,5-35
N01863-213	Slide bracket 70・M6	131157	5-7,5-23,5-36
N01863-214	Slide bracket 40・M3	131158	5-6,5-21,5-35
N01863-217	Slide bracket 70・M3	131159	5-7,5-23
N01864-101A	Rotation bracket・φ12・8B	131600	5-6,5-20
N01864-102A	Rotation bracket・φ12・12B	131605	5-6,5-20
N01864-103A	Rotation bracket・φ8・8B	131606	5-6,5-19
N01864-201	Rotation bracket・φ8・M10A	131435	5-6,5-20
N01864-202	Rotation bracket・φ8・M5A	131164	5-6,5-20
N01864-204	Rotation bracket・φ12・PT1/8A	131166	5-6,5-20
N01864-205	Rotation bracket・φ8・M12A	131433	5-6,5-20
N01864-301	Rotation bracket・φ12・12A	131168	5-6,5-20
N01864-301L	Rotation bracket・φ12・12AL	131567	5-6,5-20
N01864-302	Rotation bracket・φ12・8A	131169	5-6,5-20
N01864-303	Rotation bracket・φ8・8A	131170	5-6,5-19
N01864-304	Rotation bracket・φ20・20A	131171	5-6,5-20
N01864-304L	Rotation bracket・φ20・20AL	131568	5-6,5-20
N01864-305-2	Rotation bracket・M10・8A	131434	5-6,5-19
N01864-306	Rotation bracket BKT・M12・12A	131173	5-2,5-6,5-19
N01864-307	Rotation bracket・M17・20A	131174	5-6,5-19
N01864-401	Rotation bracket・PT1/8・8A	131175	5-6,5-19
N01866-101	Bracket・T・φ12・for MCD	131176	5-5,5-17
N01866-102	Bracket・T・φ8・for UMCD	131177	5-5,5-17
N01866-103A	Bracket・T・φ20・for MCD	131554	5-5,5-17
N01866-201	Bracket・L・φ12・for MCD	131179	5-5,5-17
N01866-202	Bracket・L・φ8・for UMCD	131180	5-5,5-17

Eins_CATALOG_V6_09-ご案内_EN.indd 5 2021/09/22 10:36:37

Index type / model

TYPE	Product name	Order code No.	Page
N01866-301	Bracket・TH・φ12・for MCD	131181	5-5,5-17
N01866-302	Bracket・TH・φ8・for UMCD	131182	5-5,5-17
N01866-303	Bracket・TH・φ20・for MCD	131183	5-5,5-18
N01866-401	Bracket・TV・φ12・for MCD	131184	5-5,5-18
N01866-402	Bracket・TV・φ8・for UMCD	131185	5-5,5-18
N01866-403	Bracket・TV・φ20・for MCD	131186	5-5,5-18
N01866-501	Chuck bracket・TH・φ12	131187	5-5,5-16
N01866-502	Chuck bracket・TH・φ8	131188	5-5,5-16
N01867-101	Sensor bracket・φ12	131189	5-5,5-16
N01868-101	Suction rotate＃A・φ12	131191	5-6,5-21
N01868-102	Suction rotate＃B・M5・φ12	131192	5-6,5-21
N01868-104	Suction rotate＃A・φ8	131194	5-6,5-21
N01868-301	Bushing・φ12φ8	131196	5-7,5-25
N01868-302	Bushing・φ20φ8	131197	5-7,5-25
N01868-303	Bushing・φ20φ12	131198	5-7,5-25
N01868-305	Bushing nut・φ20・PT1/8	131199	5-7,5-25
N01868-401	Bushing nut・φ8・M5	131200	5-7,5-25
N01868-402	Bushing nut・φ12・M10	131201	5-7,5-25
N01868-403	Bushing nut・φ12・M5	131202	5-7,5-25
N01868-407	Bushing nut・M5-M3	131204	5-7,5-25
N01868-409	Bushing nut・φ20・M12	131205	5-7,5-25
N01868-410	Bushing nut・φ8・M6	131206	5-7,5-25
N01868-411	Bushing nut・φ12・PT1/8	131207	5-7,5-25
N01868-501	Straight connector・φ8	131488	5-4,5-13
N01868-502	Straight connector・φ12	131489	5-4,5-13
N01868-503	Straight connector・φ20	131490	5-4,5-13
N01871-101	90 degree flat A	131218	2-25,2-37
N01871-102	90 degree flat B	131479	2-25,2-37,2-38
N01891-201	Suction fitting attach head/M3, micro	131316	3-21
N01892-201	Suction stem attachment head M5 mini	131208	3-29
N01892-301	Suction stem attachment head M5 small	131209	3-29
N01902-004	Profile end cap・10-20	131213	5-35
N01902-005	Profile end cap・25-25	131214	5-35
N01902-006	Profile end cap・25-50	131215	5-35
N01911-101-102SET	Connector 25・set A	131224	5-35
N01911-103	Cross connector・25	131019	5-35
N01911-104	Cylinder connector 25・A	131020	5-35
N01911-105	Cylinder connector 25・B	131021	5-35
N01911-201-203SET	Connector 20・set B	131221	5-35
N01911-204-205SET	Connector 20・set C	131222	5-34,5-35
N01911-206	Cross connector・20	131028	5-35
N01911-207	Connector 20・F	131029	5-35
N01911-208-106-201SET	Cross connector・20/25・set A	131223	5-35
N01911-209	Connector 20・G	131031	5-35
N01911-301	Cross connector・50	131032	5-35
N01911-401	Cross connector・25/50	131033	5-35
N01911-402	Link bracket 25/50	131034	5-36
N01912-103	Connector block 25・C	131035	5-35
N01912-104	Connector block 25・D	131036	5-35
N01912-105	Connector bracket 25・E	131037	5-36
N01912-106	Connector block・light	131038	5-35
N01912-202	Connector block・for GCYL	131039	5-35
N01912-203	Connector block 50・B	131040	5-35
N01912-301	Connector block 25/50・A	131041	5-35
N01913-101	Connector plate 25・A	131406	5-37
N01913-102	Connector plate 25・B	131407	5-37
N01913-103	Connector plate 25・C	131405	5-37
N01913-104	Connector plate 25・D	131045	5-37
N01913-106	Connector plate 25・F	131047	5-37
N01913-107	Connector plate 25・G	131411	5-37
N01913-108	Connector plate 25・H	131049	5-37
N01913-201	Connector plate 20・A	131413	5-37
N01913-301	Connector plate 50・A	131051	5-37
N01913-302	Connector plate 50・B	131415	5-37
N01913-401	Connector plate 25/50・A	131416	5-37
N01914-101	Nut・M6・2P・15	131054	5-37
N01914-102	Nut・M6・2P・12	131055	5-37
N01914-103	Nut・M6	131056	5-37
N01914-104	Nut・M6・3P・15	131057	5-37
N01914-105	Nut・M6・2P・20	131058	5-37
N01914-106	Nut・M6・2P・25	131059	5-37
N01914-107	Nut・M6・3P・30	131060	5-37
N01914-108	Nut・M4	131061	5-37
N01914-201	Nut・M4・2P・38、M3・2P・20	131062	5-37
N01914-202	Nut・M4・2P・32、M5・2P・28	131063	5-37
N01915-101	Rotation bracket・φ20	131064	5-6,5-19,5-37
N01915-102	Swing Bracket	131065	5-5,5-15,5-36
N01915-103	Cylinder bracket・φ20	131066	5-5,5-15,5-36
N01915-105	Chuck bracket・φ12	131067	5-5,5-16,5-36
N01915-106	Bracket・W・φ12	131068	5-6,5-18,5-37
N01915-107	Bracket・W・φ20	131069	5-6,5-19,5-37
N01915-108	Bracket・W・φ8	131070	5-6,5-18,5-37
N01915-109	Bracket・φ12	131071	5-5,5-18,5-36
N01915-110	Bracket・φ20	131072	5-5,5-18,5-36
N01915-111	Bracket・φ8	131073	5-5,5-18,5-36
N01915-112	Cylinder bracket・φ12	131074	5-5,5-15,5-36
N01915-113	Cylinder bracket・φ8	131075	5-5,5-14,5-36

TYPE	Product name	Order code No.	Page
N01915-201	Sensor bracket	131077	5-5,5-16,5-36
N01915-301	Nipper bracket・A	131078	5-5,5-16
N01915-302	Nipper bracket・B	131216	5-5,5-16
N01915-303	Nipper bracket・C	131080	5-5,5-16
N01915-304	Nipper bracket・D	131081	5-5,5-17,5-36
N01915-305	Nipper bracket・E	131082	5-5,5-17,5-36
N01915-401	Bracket・NCON	131083	5-6,5-19,5-36
N01916-201	Guide bar・100	131084	5-37
N01916-202	Guide bar・200	131085	5-37
N01918-101	Spacer 25・T5・P25	131086	5-37
N01918-102	Washer A for let's joint	131087	5-37
N01918-103	Washer B for let's joint	131088	5-37
N01918-104	Joint・for let's joint	131089	5-37
N01918-201	Suction link bracket・M12	131090	5-36
N01918-301	Attach plate A	131091	5-37
N10L1S	Spare blade GT-NS10L / GT-NR10L	130218	4-20
N10L2S	Spare blade GT-NS10L / GT-NR10L	130219	4-20
N10LAP	Spare blade GT-NS10L / GT-NR10L	130724	4-20
N10LPF	Spare blade GT-NS10L / GT-NR10L	130725	4-20
N201S	Spare blade GT-NS20 / GT-NR20 / GT-NB20	130220	4-20
N202S	Spare blade GT-NS20 / GT-NR20 / GT-NB20	130221	4-20
N203S	Spare blade GT-NS20 / GT-NR20 / GT-NB20	130222	4-20
N206S	Spare blade GT-NS20 / GT-NR20 / GT-NB20	130265	4-20
N207SA	Spare blade GT-NS20 / GT-NR20 / GT-NB20	131602	4-20
N20AE	Spare blade GT-NS20 / GT-NR20 / GT-NB20	130727	4-20
N20AH	Spare blade GT-NS20 / GT-NR20 / GT-NB20	131467	4-21
N20AJ	Spare blade GT-NS20 / GT-NR20 / GT-NB20	130697	4-20
N20AJL	Spare blade GT-NS20 / GT-NR20 / GT-NB20	130655	4-20
N20AK249	Spare blade GT-NS20 / GT-NR20 / GT-NB20	131469	4-21
N20AML1498	Spare blade GT-NS20 / GT-NR20 / GT-NB20	131466	4-21
N20AMR1499	Spare blade GT-NS20 / GT-NR20 / GT-NB20	131468	4-21
N20AP	Spare blade GT-NS20 / GT-NR20 / GT-NB20	130680	4-20
N20PF	Spare blade GT-NS20 / GT-NR20 / GT-NB20	130726	4-20
N301S	Spare blade GT-NS30 / GT-NR30 / GT-NB30	130225	4-21
N303SA	Spare blade GT-NS30 / GT-NR30 / GT-NB30	131601	4-21
N30AE	Spare blade GT-NS30 / GT-NR30 / GT-NB30	130729	4-21
N30AJ	Spare blade GT-NS30 / GT-NR30 / GT-NB30	130795	4-21
N30AJL	Spare blade GT-NS30 / GT-NR30 / GT-NB30	131470	4-21
N30AP	Spare blade GT-NS30 / GT-NR30 / GT-NB30	130329	4-21
N30PF	Spare blade GT-NS30 / GT-NR30 / GT-NB30	130730	4-21
NC/NW-20.20R (J07930-013-1)	Piston spring	130770	4-10
NC/NW-20.35 (J07930-015-0)	Slide spring	130251	4-10
NCON-20W	Container cylinders (double)	130707	2-16,2-18
NCON-40W	Container cylinders (double)	130708	2-16,2-18
NCON-40WK	Container cylinder reinforced (double)	130869	2-16,2-18
NCON-80W	Container cylinders (double)	130829	2-16,2-18
NCON-CP-01	Pad for mini container cylinder	131256	2-20,2-21
NCON-CP-02	Pad for mini container cylinder	131257	2-20,2-21
NCON-CP-03	Claw for mini container cylinder	131258	2-20,2-21
NCON-CP-04	Pad for mini container cylinder	131259	2-20,2-21
NCON-CP-05	Pad for mini container cylinder	131260	2-20,2-21
NCON-CP-06	Pad for mini container cylinder	131281	2-20,2-21
NCON-M10S	Mini container cylinders (single)	131014	2-16,2-17
NCON-M10W	Mini container cylinders (double)	130709	2-16,2-17
NCON-M15S	Mini container cylinders (single)	131015	2-16,2-17
NCON-M15W	Mini container cylinders (double)	130710	2-16,2-17
NCON-M20S	Mini container cylinders (single)	131016	2-16,2-17
NCON-M20W	Mini container cylinders (double)	130711	2-16,2-17
NCON-M25W	Mini container cylinders (double)	130712	2-16,2-17
NCON-M30W	Mini container cylinders (double)	130713	2-16,2-17
NE10AJ	Spare blade for GT-NT10	130311	4-15
NE5AJ	Spare blade for GT-NT05	130310	4-15
NF	Fitting	190107	6-5
NKJ2.6-5 (M2.6*5)	Cross-recessed pan head screw (Stainless Steel)	123448	1-17,6-15
NS20U	Sprue cut unit	131565	4-14,4-19
NT03AJ	Spare blade for GT-NT03	130403	4-15
NT20AJ	Spare blade for GT-NT20	130404	4-15
NW-20R.35R (J0793R-004-0)	Slide spring	131255	4-10
NW-50	Mini air nipper・Body・Standard blade	131603	4-3,4-8
NW-50R	Mini air nipper・Body・Reverse blade	131604	4-3,4-8
NW-50.50R (LX0153-110)	Piston packing	131616	4-10
NW-50.50R (LX0153-111)	Piston spring	131617	4-10
NW-50.50R	Blade Springs	131618	4-10
NW1-10.10R (LX0125-001-0)	Piston packing	131614	4-10
NW1-35.35R (LX0107-001-0)	Piston packing	131487	4-10
NW2-20.20R (LX0145-003-0)	Piston packing	131615	4-10
NW3-10	Mini air nipper・Body・Standard blade	131626	4-3,4-4
NW3-101	Mini air nipper・Body・Thin blade	131627	4-3,4-4
NW3-10R	Mini air nipper・Body・Reverse blade	131628	4-3,4-4
NW3-20	Mini air nipper・Body・Standard blade	131629	4-3,4-4
NW3-20-V001S	Mini air nipper・Body・Standard long blade	131632	4-3,4-5
NW3-201	Mini air nipper・Body・Thin blade	131630	4-3,4-4
NW3-20-01C	Mini air nipper・Body・Clip Type Blade	131634	4-3,4-6
NW3-20R	Mini air nipper・Body・Reverse blade	131631	4-3,4-5
NW3-20R-V001S	Mini air nipper・Body・Reversed long blade	131633	4-3,4-5
NW3-35	Mini air nipper・Body・Standard blade	131643	4-3,4-6

Eins_CATALOG_V6_09-ご案内_EN.indd 6 2021/09/22 14:04:42

TYPE	Product name	Order code No.	Page
NW3-35-01C	Mini air nipper・Body・Clip Type Blade	131647	4-3,4-7
NW3-35-V001S	Mini air nipper・Body・Standard long blade	131645	4-3,4-7
NW3-35R	Mini air nipper・Body・Reverse blade	131644	4-3,4-6
NW3-35R-V001S	Mini air nipper・Body・Reversed long blade	131646	4-3,4-7
O			
OA1-SA	Quick chuck change (manual)・Robot Side	140290	1-2,1-3
OA1-SAI	Quick chuck change (manual)・Tool Side	140257	1-2,1-3
OA2-LA	Quick chuck change (manual)・Robot Side	140291	1-2,1-4
OA-LAI	Quick chuck change (manual)・Tool Side	140155	1-2,1-4
OA-SSI	Quick chuck change (manual)・Tool Side	140151	1-2,1-3
OA-SSI (SUS)	Quick chuck change・Stainless・Tool Side	140272	1-2,1-5
OA-SSL	Quick chuck change (manual)・Robot Side	140219	1-2,1-3
OA-SSL (SUS)	Quick chuck change・Stainless・Robot Side	140271	1-2,1-5
OC-LA	Bracket forquick chuck change Steel (Robot side)	140042	1-2,1-5
OC-LAII	Bracket forquick chuck change Steel (Tool side)	140043	1-2,1-5
OM-1	Limit switch micro case	140039	6-19
OX-005A	Quick chuck change automatic (for articulated robots) Robot Side	140310	1-23
OX-005AA	Air option for OX	140326	1-27
OX-005AI	Quick chuck change automatic (for articulated robots) Tool Side	140315	1-23
OX-005AIA	Air option for OX	140327	1-27
OX-03A	Quick chuck change automatic (for articulated robots) Robot Side	140235	1-22,1-23
OX-03AI	Quick chuck change automatic (for articulated robots) Tool Side	140236	1-22,1-23
OX-05A	Quick chuck change automatic (for articulated robots) Robot Side	140237	1-22,1-23
OX-05AI	Quick chuck change automatic (for articulated robots) Tool Side	140238	1-22,1-23
OX-10B	Quick chuck change automatic (for articulated robots) Robot Side	140262	1-22,1-24
OX-10BI	Quick chuck change automatic (for articulated robots) Tool Side	140263	1-22,1-24
OX-20B	Quick chuck change automatic (for articulated robots) Robot Side	140292	1-22,1-24
OX-20BA	Air option for OX	140296	1-27
OX-20BI	Quick chuck change automatic (for articulated robots) Tool Side	140293	1-22,1-24
OX-20BIA	Air option for OX	140297	1-27
OX-35A	Quick chuck change automatic (for articulated robots) Robot Side	140311	1-25
OX-35AI	Quick chuck change automatic (for articulated robots) Tool Side	140316	1-25
OX-35AT	Quick chuck change automatic (for articulated robots) Robot Side	140312	1-26
OX-35ATI	Quick chuck change automatic (for articulated robots) Tool Side	140317	1-26
OX-60A	Quick chuck change automatic (for articulated robots) Robot Side	140313	1-25
OX-60AI	Quick chuck change automatic (for articulated robots) Tool Side	140318	1-25
OX-60AA	Air option for OX	140342	1-27
OX-60AIA	Air option for OX	140343	1-27
OX-DPS09A	D-SUB & prove connector Robot side	140324	1-17
OX-DPS09A-I	D-SUB & prove connector Tool side	140325	1-17
OX-DPS09WCNP	Connector plate for WSB	140303	1-17
OX-DS09	D-SUB connector for OX	140172	1-17,1-28
OX-DS09-H	D-SUB cable for OX	140168	1-16,1-29
OX-DS09-I	D-SUB connector for OX	140171	1-17,1-28
OX-DS09-I-H	D-SUB cable for OX	140167	1-16,1-29
OX-DS09CNP	Connector plate	140289	1-17
OX-DS09P-I-H	D-SUB cable for OX	140202	1-16,1-29
OX-DS09P-I-H (1.5M)	D-SUB cable for OX 1.5m	140364	1-29
OX-DS09PL-I-H	D-SUB cable for OX	140204	1-16,1-29
OX-DS09PL-I-H (1.5M)	D-SUB cable for OX 1.5m	140365	1-29
OX-DS09S-H	D-SUB cable for OX	140197	1-16,1-29
OX-DS09S-H (1.5m)	D-SUB cable for OX 1.5m	140247	1-16,1-29
OX-DS09SL-H	D-SUB cable for OX	140203	1-16,1-29
OX-DS09SL-H (1.5m)	D-SUB cable for OX 1.5m	140248	1-16,1-29
OX-DS15	D-SUB connector for OX	140174	1-17
OX-DS15-H	D-SUB cable for OX	140170	1-16
OX-DS15-I	D-SUB connector for OX	140173	1-17
OX-DS15-I-H	D-SUB cable for OX	140169	1-16
OX-DS15-I-WS	D-SUB connector for WSB・tool side	140305	1-17,1-21
OX-DS15-WS	D-SUB connector for WSB・robot side	140304	1-17,1-21
OX-LAP	Piston for OX-LA	140250	1-20
OX-LB	Tool changer・Robot Side	140183	1-7,1-10
OX-LB-30	Tool changer・Robot Side	140228	1-8,1-14
OX-LBI	Tool changer・Tool Side	140186	1-7,1-10
OX-LBA	Air option for OX	140195	1-15,1-20,1-21
OX-LBA1	Air option for OX	140253	1-15
OX-LBA3	Air option for OX	140287	1-15
OX-LBF	Tool changer・Robot Side	140274	1-7,1-11
OX-LBFI	Tool changer・Tool Side	140273	1-7,1-11
OX-LBFN	Tool changer・Robot Side	140258	1-7,1-11
OX-LBFNI	Tool changer・Tool Side	140259	1-7,1-11

TYPE	Product name	Order code No.	Page
OX-LBIA	Air option for OX	140196	1-15,1-20,1-21
OX-LBIA1	Air option for OX	140254	1-15
OX-LBIA3	Air option for OX	140288	1-15
OX-LBN	Tool changer・Robot Side	140231	1-7,1-10, 1-20,1-21
OX-LBN-30	Tool changer・Robot Side	140279	1-8,1-14,1-20
OX-LBNI	Tool changer・Tool Side	140232	1-7,1-10, 1-20,1-21
OX-PL09	probe connector･robot side	140220	1-17
OX-PL09-I	probe connector･tool side	140221	1-17
OX-PLA-07	probe connector･robot side	140286	1-17
OX-PLA-07-I	probe connector･tool side	140285	1-17
OX-PS15	probe connector･robot side	140361	1-17
OX-PS15-I	probe connector･tool side	140360	1-17
OXR-CBX24	prove connector	140344	1-28
OXR-DPS09	D-SUB & probe connector (robot side)	140190	1-28
OXR-DPS09-I	D-SUB & probe connector (tool side)	140192	1-28
OXR-PS06	Connector for OX-005 (robot side)	140328	1-28
OXR-PS06-I	Connector for OX-005 (tool side)	140329	1-28
OXR-PS16	prove connector・Robot Side	140264	1-28
OXR-PS16-I	prove connector・Tool Side	140265	1-28
OXR-PSH11	prove connector・Robot Side	140362	1-28
OXR-PSH11-I	prove connector・Tool Side	140363	1-28
OXR-RS04R-03	Wireless connector4P・Robot Side	140320	1-29
OXR-RS04R-10	Wireless connector4P・Robot Side	140321	1-29
OXR-RS04T-03I	Wireless connector4P・Tool Side	140322	1-29
OXR-RS04T-10I	Wireless connector4P・Tool Side	140323	1-29
OXR-RS12R-20	Wireless connector12P・Robot Side	140330	1-29
OXR-RS12T1-20I	Wireless connector12P・Tool Side	140379	1-29
OX-RS04R-SB	Wireless connector4P・Robot Side	140306	1-17
OX-RS04T-SBI	Wireless connector4P・Tool Side	140307	1-17
OX-RS12R-LB	Wireless connector12P・Robot Side	140308	1-17
OX-RS12T1-LBI	Wireless connector12P・Tool Side	140378	1-17
OX-SAP	Piston for OX-SA	140249	1-20
OX-SB	Tool changer・Robot Side	140181	1-7,1-9
OX-SBI	Tool changer・Tool Side	140182	1-7,1-9
OX-SBIA	Air option for OX	140194	1-15,1-20
OX-SBA	Air option for OX	140193	1-15,1-20
OX-SBA1	Air option for OX	140251	1-15
OX-SBH	Tool changer・Robot Side	140275	1-7,1-12
OX-SBHI	Tool changer・Tool Side	140276	1-7,1-12
OX-SBHN	Tool changer・Robot Side	140260	1-8,1-12
OX-SBHNI	Tool changer・Tool Side	140261	1-8,1-12
OX-SBIA1	Air option for OX	140252	1-15
OX-SBN	Tool changer・Robot Side	140225	1-7,1-9,1-20
OX-SBN-30	Tool changer・Robot Side	140345	1-8,1-14
OX-SBNI	Tool changer・Tool Side	140226	1-7,1-9,1-20
OX-SBS	Tool changer・Robot Side	140233	1-7,1-13
OX-SBSI	Tool changer・Tool Side	140234	1-7,1-13
OX-SBY	Tool changer・Robot Side	140217	1-7,1-12
OX-SBYI	Tool changer・Tool Side	140218	1-7,1-12
OX-SBYN	Tool changer・Robot Side	140229	1-8,1-12
OX-SBYNI	Tool changer・Tool Side	140230	1-8,1-12
OX-SSB	Tool changer・Robot Side	140266	1-7,1-9
OX-SSBA	Air option for OX	140294	1-15
OX-SSBI	Tool changer・Tool Side	140268	1-7,1-9
OX-SSBIA	Air option for OX	140295	1-15
OX-SSBN	Tool changer・Robot Side	140280	1-7,1-9
OX-SSBNI	Tool changer・Tool Side	140281	1-7,1-9
OX-WLB	Tool changer・Robot Side	140184	1-7,1-11
OX-WLB-30	Tool changer・Robot Side	140283	1-8,1-14
OX-WLBI	Tool changer・Tool Side	140187	1-7,1-11
OX-WLBN	Tool changer・Robot Side	140277	1-8,1-11, 1-20,1-21
OX-WLBN-30	Tool changer・Robot Side	140267	1-8,1-14,1-20
OX-WLBNI	Tool changer・Tool Side	140278	1-8,1-11, 1-20,1-21
OX-WSB	Tool changer・Robot Side	140299	1-7,1-10
OX-WSBI	Tool changer・Tool Side	140301	1-7,1-10
OX-WSBN	Tool changer・Robot Side	140300	1-7,1-10, 1-20,1-21
OX-WSBNI	Tool changer・Tool Side	140302	1-7,1-10, 1-20,1-21
P			
P-20	Booster unit	150793	4-14,4-16
P-30	Booster unit	150786	4-14,4-16
P8 (NBR-70)	Packing	152689	1-27
PB1-C	push button cap	152307	6-11
PB1-E	Manual air valve push button	152308	1-16,1-27,6-11
PBW1-E	Manual air valve push button	152306	1-16,1-27,6-11
PF	Fitting	190106	6-5
PF-3	Fitting	010474	6-5
PF-M4	Fitting	151349	6-5
PLF1M-C	Cable Ties/tag	152324	6-10
R			
RBF	Fitting	190112	6-6
RBF-1	Fitting	190113	6-6

Eins_CATALOG_V6_09-ご案内_EN.indd 7 2021/09/22 10:36:38

Index type / model

TYPE	Product name	Order code No.	Page
RCA12	Tie wrap base φ12	171210	5-3,5-8, 6-10,7-2
RCA20	Tie wrap base φ20	171211	5-3,5-8, 6-10,7-2
R-CAP-12	Pipe end cap (black)・φ12	171339	5-3,5-9,7-2
R-CAP-20	Pipe end cap (black)・φ20	171340	5-3,5-9,7-2
R-CAP-8	Pipe end cap (black)・φ8	171338	5-3,5-9
RCB12	Plastic Fixture φ12 (M4)	171212	5-3,5-8, 6-10,7-2
RCB20	Plastic Fixture φ20 (M4)	171213	5-3,5-8, 6-10,7-2
RM-08	Runner module w/o chuck	171227	2-25,2-35
RM-12	Runner module w/o chuck	171228	2-25,2-35
RM-20	Runner module w/o chuck	171229	2-25,2-35
RMCV-0 0.3SQ*3C 5M	Triplex cable (5 m)	171292	6-33
RSR	Regulator	190009	6-11
S			
S10*20*1500	Rectangular tube	185124	5-45
S25*25*1500	Rectangular tube	185125	5-45
S6 (C00503-A00X8)	Packing	184474	1-16,1-27
S-ATBR 10-20・M6	Attachment bracket・10-20・M6	185128	5-46
SAWANE5115	Coil spring	185221	1-16
SBEF-PL-110*45	Plastic ejector clip mount base	183990	3-40,3-41
S-BR10 MCD	Bracket・10・MCD	185132	5-47
S-BR20 MCD	Bracket・20・MCD	185133	5-47
S-BR25 MCD	Bracket・25・MCD	185134	5-47
S-CAP 10-20	Pipe end cap 10 * 20	185219	5-45
S-CAP 25-25	Pipe end cap 25 * 25	185218	5-45
S-CBL25-10-20	Conversion block・25-10-20	185136	5-47
S-CBL25-D20	Conversion block・25-φ20	185135	5-47
SCO	Flow controller	190002	6-12
S-CROSS 10-20	Cross connector・10-20	185126	5-46
S-CROSS 25-25	Cross connector・25-25	185127	5-46
SFG 12 HT1	Suction Cups(MarkLess,2.5-Stage)	183902	3-18
SFG 12 SI	Suction Cups(silicon,2.5-Stage)	183924	3-18
SFG 14 HT1	Suction Cups(MarkLess,2.5-Stage)	183903	3-18
SFG 14 SI	Suction Cups(silicon,2.5-Stage)	183925	3-18
SFG 18 HT1	Suction Cups(MarkLess,2.5-Stage)	183904	3-18
SFG 18 SI	Suction Cups(silicon,2.5-Stage)	184085	3-18
SFG 20 HT1	Suction Cups(MarkLess,2.5-Stage)	183905	3-18
SFG 20 SI	Suction Cups(silicon,2.5-Stage)	183926	3-18
SFG 25 HT1	Suction Cups(MarkLess,2.5-Stage)	183906	3-18
SFG 25 SI	Suction Cups(silicon,2.5-Stage)	183927	3-18
SFG 32 HT1	Suction Cups(MarkLess,2.5-Stage)	183907	3-18
SFG 32 SI	Suction Cups(silicon,2.5-Stage)	183928	3-18
SFG 42 HT1	Suction Cups(MarkLess,2.5-Stage)	183908	3-18
SFG 42 SI	Suction Cups(silicon,2.5-Stage)	183929	3-18
SFG 5 SI	Suction Cups(silicon,2.5-Stage)	183921	3-18
SFG 52 SI	Suction Cups(silicon,2.5-Stage)	183930	3-18
SFG 62 SI	Suction Cups(silicon,2.5-Stage)	183931	3-18
SFG 7 SI	Suction Cups(silicon,2.5-Stage)	183922	3-18
SFG 9 HT1	Suction Cups(MarkLess,2.5-Stage)	183901	3-18
SFG 9 SI	Suction Cups(silicon,2.5-Stage)	183923	3-18
SFGA 11 HT1	Suction Cups(MarkLess,1.5-Stage)	183865	3-18
SFGA 11 SI	Suction Cups(silicon,1.5-Stage)	183883	3-18
SFGA 14 HT1	Suction Cups(MarkLess,1.5-Stage)	183866	3-18
SFGA 14 SI	Suction Cups(silicon,1.5-Stage)	183884	3-18
SFGA 16 HT1	Suction Cups(MarkLess,1.5-Stage)	183867	3-18
SFGA 16 SI	Suction Cups(silicon,1.5-Stage)	183885	3-18
SFGA 20 HT1	Suction Cups(MarkLess,1.5-Stage)	183868	3-18
SFGA 20 SI	Suction Cups(silicon,1.5-Stage)	183886	3-18
SFGA 22 HT1	Suction Cups(MarkLess,1.5-Stage)	183869	3-18
SFGA 22 SI	Suction Cups(silicon,1.5-Stage)	183887	3-18
SFGA 25 HT1	Suction Cups(MarkLess,1.5-Stage)	183870	3-18
SFGA 25 SI	Suction Cups(silicon,1.5-Stage)	183888	3-18
SFGA 33 HT1	Suction Cups(MarkLess,1.5-Stage)	183871	3-18
SFGA 33 SI	Suction Cups(silicon,1.5-Stage)	183889	3-18
SFGA 43 HT1	Suction Cups(MarkLess,1.5-Stage)	183872	3-18
SFGA 43 SI	Suction Cups(silicon,1.5-Stage)	183890	3-18
SFGA 53 HT1	Suction Cups(MarkLess,1.5-Stage)	183873	3-18
SFGA 53 SI	Suction Cups(silicon,1.5-Stage)	183891	3-18
SFGA 63 SI	Suction Cups(silicon,1.5-Stage)	183892	3-18
SFM-76/22-SW-10-B	Vacuum gripper・76×22・10mm	183977	3-19
SFMSEAL76/22SW10BW/OV	Sponge seal 76×22 w/o valve (for exchange)	183978	3-19
SFSG 12 HT1-M5 M	Bellows・Markfree・Blue2.5-Stage	183894	3-15
SFSG 12 SI-M5 M	Bellows・Silicon・Cloudy transparent 2.5-stage	183912	3-15
SFSG 14 HT1-M5 M	Bellows・Markfree・Blue2.5-Stage	183895	3-15
SFSG 14 SI-M5 M	Bellows・Silicon・Cloudy transparent 2.5-stage	183913	3-15
SFSG 18 HT1-M5 M	Bellows・Markfree・Blue2.5-Stage	183896	3-15
SFSG 18 SI-M5 M	Bellows・Silicon・Cloudy transparent 2.5-stage	183914	3-15
SFSG 20 HT1-M5 M	Bellows・Markfree・Blue2.5-Stage	183897	3-15
SFSG 20 SI-M5 M	Bellows・Silicon・Cloudy transparent 2.5-stage	183915	3-15
SFSG 25 HT1-PT1/8 M	Bellows・Markfree・Blue2.5-Stage	183898	3-15
SFSG 25 SI-PT1/8 M	Bellows・Silicon・Cloudy transparent 2.5-stage	183916	3-15
SFSG 32 HT1-PT1/8 M	Bellows・Markfree・Blue2.5-Stage	183899	3-15
SFSG 32 SI-PT1/8 M	Bellows・Silicon・Cloudy transparent 2.5-stage	183917	3-15
SFSG 42 HT1-PT1/8 M	Bellows・Markfree・Blue2.5-Stage	183900	3-15

TYPE	Product name	Order code No.	Page
SFSG 42 SI-PT1/8 M	Bellows・Silicon・Cloudy transparent 2.5-stage	183918	3-15
SFSG 5 SI-M5 M	Bellows・Silicon・Cloudy transparent 2.5-stage	183909	3-15
SFSG 52 SI-PT1/8 M	Bellows・Silicon・Cloudy transparent 2.5-stage	183919	3-15
SFSG 62 SI-PT1/8 M	Bellows・Silicon・Cloudy transparent 2.5-stage	183920	3-15
SFSG 7 SI-M5 M	Bellows・Silicon・Cloudy transparent 2.5-stage	183910	3-15
SFSG 9 HT1-M5 M	Bellows・Markfree・Blue2.5-Stage	183893	3-15
SFSG 9 SI-M5 M	Bellows・Silicon・Cloudy transparent 2.5-stage	183911	3-15
SFSGA 11 HT1-M5 M	Bellows・Markfree・Blue1.5-Stage	183857	3-14
SFSGA 11 SI-M5 M	Bellows・Silicon・Cloudy transparent 1.5-stage	183874	3-14
SFSGA 14 HT1-M5 M	Bellows・Markfree・Blue1.5-Stage	183858	3-14
SFSGA 14 SI-M5 M	Bellows・Silicon・Cloudy transparent 1.5-stage	183875	3-14
SFSGA 16 HT1-M5 M	Bellows・Markfree・Blue1.5-Stage	183859	3-14
SFSGA 16 SI-M5 M	Bellows・Silicon・Cloudy transparent 1.5-stage	183876	3-14
SFSGA 20 HT1-M5 M	Bellows・Markfree・Blue1.5-Stage	183860	3-14
SFSGA 20 SI-M5 M	Bellows・Silicon・Cloudy transparent 1.5-stage	183877	3-14
SFSGA 22 HT1-M5 M	Bellows・Markfree・Blue1.5-Stage	183861	3-14
SFSGA 22 SI-M5 M	Bellows・Silicon・Cloudy transparent 1.5-stage	183878	3-14
SFSGA 25 HT1-PT1/8 M	Bellows・Markfree・Blue1.5-Stage	183993	3-14
SFSGA 25 SI-PT1/8 M	Bellows・Silicon・Cloudy transparent 1.5-stage	183994	3-14
SFSGA 33 HT1-PT1/8 M	Bellows・Markfree・Blue1.5-Stage	183862	3-14
SFSGA 33 SI-PT1/8 M	Bellows・Silicon・Cloudy transparent 1.5-stage	183879	3-14
SFSGA 43 HT1-PT1/8 M	Bellows・Markfree・Blue1.5-Stage	183863	3-14
SFSGA 43 SI-PT1/8 M	Bellows・Silicon・Cloudy transparent 1.5-stage	183880	3-14
SFSGA 53 HT1-PT1/8 M	Bellows・Markfree・Blue1.5-Stage	183864	3-14
SFSGA 53 SI-PT1/8 M	Bellows・Silicon・Cloudy transparent 1.5-stage	183881	3-14
SFSGA 63 SI-PT1/8 M	Bellows・Silicon・Cloudy transparent 1.5-stage	183882	3-14
SFX-120/60-SW-1.5-10-B	Vacuum gripper・120×60・10mm	183979	3-19
SFXFMSEAL120/60SW10BW/OV	Sponge seal 120×60 w/o valve (for exchange)	183980	3-19
SKM-20	Cable tie mount	183222	6-10
SKM-30	Cable tie mount	183223	6-10
SMS621H	Double open end spanner	187038	8-3
SNG-AP-10-0.8-V-10	Needle gripper	186256	2-27,2-45
SNG-AP-10-1.2-V-10	Needle gripper	186257	2-27,2-45
SNG-M-4-0.8	Needle gripper	186255	2-27,2-45
SNT-0550	Extremely thin spanner set	187039	8-3
SP-S5-6	Spacer	187128	3-36
SQ 1 SI	Suction Cups(silicon)	183840	3-18
SQ 1.5 SI	Suction Cups(silicon)	183841	3-18
SQ 10 HT1	Suction Cups(Markfree)	183813	3-18
SQ 10 SI	Suction Cups(silicon)	183847	3-18
SQ 15 HT1	Suction Cups(Markfree)	183814	3-18
SQ 15 SI	Suction Cups(silicon)	183848	3-18
SQ 2 SI	Suction Cups(silicon)	183842	3-18
SQ 20 HT1	Suction Cups(Markfree)	183815	3-18
SQ 20 SI	Suction Cups(silicon)	183849	3-18
SQ 25 HT1	Suction Cups(Markfree)	183816	3-18
SQ 25 SI	Suction Cups(silicon)	183850	3-18
SQ 3.5 SI	Suction Cups(silicon)	183843	3-18
SQ 30 HT1	Suction Cups(Markfree)	183817	3-18
SQ 30 SI	Suction Cups(silicon)	183851	3-18
SQ 35 HT1	Suction Cups(Markfree)	183818	3-18
SQ 35 SI	Suction Cups(silicon)	183852	3-18
SQ 40 HT1	Suction Cups(Markfree)	183819	3-18
SQ 40 SI	Suction Cups(silicon)	183853	3-18
SQ 5 HT1	Suction Cups(Markfree)	183810	3-18
SQ 5 SI	Suction Cups(silicon)	183844	3-18
SQ 50 HT1	Suction Cups(Markfree)	183820	3-18
SQ 50 SI	Suction Cups(silicon)	183854	3-18
SQ 6 HT1	Suction Cups(Markfree)	183811	3-18
SQ 6 SI	Suction Cups(silicon)	183845	3-18
SQ 60 HT1	Suction Cups(Markfree)	183821	3-18
SQ 60 SI	Suction Cups(silicon)	183855	3-18
SQ 8 HT1	Suction Cups(Markfree)	183812	3-18
SQ 8 SI	Suction Cups(silicon)	183846	3-18
SQ 80 HT1	Suction Cups(Markfree)	183822	3-18
SQ 80 SI	Suction Cups(silicon)	183856	3-18
SQN 1 SI-M3 M	Flat suction cup・Silicon・Cloudy transparent	183823	3-12
SQN 1.5 SI-M3 M	Flat suction cup・Silicon・Cloudy transparent	183824	3-12
SQN 10 HT1-M5 M	Flat suction cup・Markless・Blue	183800	3-12
SQN 10 SI-M5 M	Flat suction cup・Silicon・Cloudy transparent	183830	3-12
SQN 15 HT1-M5 M	Flat suction cup・Markless・Blue	183801	3-12
SQN 15 SI-M5 M	Flat suction cup・Silicon・Cloudy transparent	183831	3-12
SQN 2 SI-M3 M	Flat suction cup・Silicon・Cloudy transparent	183825	3-12
SQN 20 HT1-M5M	Flat suction cup・Markless・Blue	183802	3-12
SQN 20 SI-M5 M	Flat suction cup・Silicon・Cloudy transparent	183832	3-12
SQN 25 HT1-PT1/8M	Flat suction cup・Markless・Blue	183803	3-13
SQN 25 SI-PT1/8 M	Flat suction cup・Silicon・Cloudy transparent	183833	3-13
SQN 3.5 SI-M3 M	Flat suction cup・Silicon・Cloudy transparent	183826	3-12
SQN 30 HT1-PT1/8M	Flat suction cup・Markless・Blue	183804	3-13
SQN 30 SI-PT1/8 M	Flat suction cup・Silicon・Cloudy transparent	183834	3-13
SQN 35 HT1-PT1/8M	Flat suction cup・Markless・Blue	183805	3-13
SQN 35 SI-PT1/8 M	Flat suction cup・Silicon・Cloudy transparent	183835	3-13
SQN 40 HT1-PT1/8M	Flat suction cup・Markless・Blue	183806	3-13
SQN 40 SI-PT1/8 M	Flat suction cup・Silicon・Cloudy transparent	183836	3-13
SQN 5 HT1-M5 M	Flat suction cup・Markless・Blue	183797	3-12
SQN 5 SI-M5 M	Flat suction cup・Silicon・Cloudy transparent	183827	3-12
SQN 50 HT1-PT1/8M	Flat suction cup・Markless・Blue	183807	3-13

Eins_CATALOG_V6_09-ご案内_EN.indd 8 2021/09/22 10:36:38

TYPE	Product name	Order code No.	Page
SQN 50 SI-PT1/8 M	Flat suction cup・Silicon・Cloudy transparent	183837	3-13
SQN 6 HT1-M5 M	Flat suction cup・Markless・Blue	183798	3-12
SQN 6 SI-M5 M	Flat suction cup・Silicon・Cloudy transparent	183828	3-12
SQN 60 HT1-PT1/8 M	Flat suction cup・Markless・Blue	183808	3-13
SQN 60 SI-PT1/8 M	Flat suction cup・Silicon・Cloudy transparent	183838	3-13
SQN 8 HT1-M5 M	Flat suction cup・Markless・Blue	183799	3-12
SQN 8 SI-M5 M	Flat suction cup・Silicon・Cloudy transparent	183829	3-12
SQN 80 HT1-PT1/8 M	Flat suction cup・Markless・Blue	183809	3-13
SQN 80 SI-PT1/8 M	Flat suction cup・Silicon・Cloudy transparent	183839	3-13
SSAXM-100-ED-85-PT1/8M	Suction Cups.For sheet metal w/ screw	185343	3-17
SSAXM-115-ED-85-PT1/8M	Suction Cups.For sheet metal w/ screw	185344	3-17
SSAXM-30-ED-85-PT1/8M	Suction Cups.For sheet metal w/ screw	185338	3-17
SSAXM-40-ED-85-PT1/8M	Suction Cups.For sheet metal w/ screw	185339	3-17
SSAXM-50-ED-85-PT1/8M	Suction Cups.For sheet metal w/ screw	185340	3-17
SSAXM-60-ED-85-PT1/8M	Suction Cups.For sheet metal w/ screw	185341	3-17
SSAXM-80-ED-85-PT1/8M	Suction Cups.For sheet metal w/ screw	185342	3-17
SSBP-10-S2-SDA	Plastic ejector	183988	3-40,3-41
SSBP-15-S2-SDA	Plastic ejector	183989	3-40,3-41
SSBP-20-S3-SDA	Plastic ejector	183991	3-40,3-41
SSGM 40G 1/4-IG	Magnet Gripper	185352	2-26,2-39
SSGM 50G 1/4-IG	Magnet Gripper	185353	2-26,2-39
SSGM 70G 1/4-IG	Magnet Gripper	185354	2-26,2-39
SSGM-S-40-G1/4-IG-NPN	Magnet Gripper	185358	2-26,2-39
SSGM-S-40-G1/4-IG-PNP	Magnet Gripper	185355	2-26,2-39
SSGM-S-50-G1/4-IG-NPN	Magnet Gripper	185359	2-26,2-39
SSGM-S-50-G1/4-IG-PNP	Magnet Gripper	185356	2-26,2-39
SSGM-S-70-G1/4-IG-NPN	Magnet Gripper	185360	2-26,2-39
SSGM-S-70-G1/4-IG-PNP	Magnet Gripper	185357	2-26,2-39
SSGO 10*30 HT1	Suction Cups(Oval,MarkLess)	183945	3-18
SSGO 10*30 SI	Suction Cups(Oval silicone rubber)	183959	3-18
SSGO 15*45 HT1	Suction Cups(Oval,MarkLess)	183946	3-18
SSGO 15*45 SI	Suction Cups(Oval silicone rubber)	183960	3-18
SSGO 2*4 HT1	Suction Cups(Oval,MarkLess)	183940	3-18
SSGO 2*4 SI	Suction Cups(Oval silicone rubber)	183956	3-18
SSGO 3.5*7 HT1	Suction Cups(Oval,MarkLess)	183941	3-18
SSGO 3.5*7 SI	Suction Cups(Oval silicone rubber)	183957	3-18
SSGO 5*15 HT1	Suction Cups(Oval,MarkLess)	183942	3-18
SSGO 5*15 SI	Suction Cups(Oval silicone rubber)	183958	3-18
SSGO 6*18 HT1	Suction Cups(Oval,MarkLess)	183943	3-18
SSGO 8*24 HT1	Suction Cups(Oval,MarkLess)	183944	3-18
SSGON 10*30 HT1-PT1/8 M	Oval cup・Markfree・Blue	183937	3-16
SSGON-30*10-SI-65-PT1/8M	Oval cup・Silicon・White	187225	3-16
SSGON 15*45 HT1-PT1/8 M	Oval cup・Markfree・Blue	183938	3-16
SSGON-45*15-SI-65-PT1/8M	Oval cup・Silicon・White	187226	3-16
SSGON 2*4 HT1-M3 M	Oval cup・Markfree・Blue	183932	3-16
SSGON-4*2-SI-65-M3-M	Oval cup・Silicon・White	187222	3-16
SSGON 3.5*7 HT1-M3 M	Oval cup・Markfree・Blue	183933	3-16
SSGON-7*3.5-SI-65-M3-M	Oval cup・Silicon・White	187223	3-16
SSGON 5*15 HT1-M5 M	Oval cup・Markfree・Blue	183934	3-16
SSGON-15*5-SI-65-M5-M	Oval cup・Silicon・White	187224	3-16
SSGON 6*18 HT1-M5 M	Oval cup・Markfree・Blue	183935	3-16
SSGON 8*24 HT1-PT1/8 M	Oval cup・Markfree・Blue	183936	3-16
S-SLBR 10-20	Slide bracket・10-20	185129	5-46
S-SLBR 20-10	Slide bracket・20-10	185130	5-46
S-SLBR 25-25	Slide bracket・25-25	185131	5-46
SSVK-G1/8	Small check valve for suction cup	184151	3-40,3-44
SSVK-M5	Small check valve for suction cup	184150	3-40,3-44
SSW-15	Star sensor	181139	6-17
T			
TAB-70	Aluminum alloy vise	197174	8-4
TD-56	Precision Screwdriver Set	197170	8-2
TD-76	Ultra-Thin Blase Ratchet Screwdriver	197169	8-2
TEST KIT VERSION (1)	Pad in Pad test kit (1)	196688	3-37
TF	Fitting	190111	6-5
TK-1	Tube cutter	190508	6-10
TLA1	Hanger tool	196656	1-36,1-38
TMA-CL (12*10)	Clip・TMA・φ12＊φ10	196564	5-3,5-9
TMA-CL (12*12)	Clip・TMA・φ12＊φ12	196561	5-3,5-9
TMA-CL (12*8)	Clip・TMA・φ12＊φ8	196562	5-3,5-9
TMA-CL (20*12)	Clip・TMA・φ20＊φ12	196560	5-3,5-9
TMA-CL (20*20)	Clip・TMA・φ20＊φ20	196559	5-3,5-9
TMA-CL (8*8)	Clip・TMA・φ8＊φ8	196563	5-3,5-9
TMEDN480509-FA	Connection terminal	196749	6-19
TNE-48I	Magnet chuck hanger (tool side)	196636	1-36,1-39
TNE-SI	Magnet chuck hanger (tool side)	196637	1-36,1-39
TNE-SLI	Magnet chuck hanger (tool side)	196727	1-36,1-40
TR-1062-1(Silicone)	Suction Cups・TR・φ6・Brown・Small	193511	3-6
TR-1062-1M(Silicone)	Suction Cups・TR・φ6・Brown・Mini	196327	3-6
TR-1062-2(Silicone)	Suction Cups・TR・φ8・Brown・Small	193512	3-6
TR-1062-2M(Silicone)	Suction Cups・TR・φ8・Brown・Mini	196342	3-6
TR-1062-3(Silicone)	Suction Cups・TR・φ10・Brown・Small	196135	3-6
TR-1062-3M(Silicone)	Suction Cups・TR・φ10・Brown・Mini	196406	3-6
TR-1062-4(Silicone)	Suction Cups・TR・φ12・Brown・Small	196136	3-6
TR-1062-4M(Silicone)	Suction Cups・TR・φ12・Brown・Mini	196405	3-6
TRN-1062-1(Nitrile)	Suction Cups・TRN・φ6・Green・Small	196404	3-6
TRN-1062-1M(Nitrile)	Suction Cups・TRN・φ6・Green・Mini	196403	3-6
TRN-1062-2(Nitrile)	Suction Cups・TRN・φ8・Green・Small	196402	3-6
TRN-1062-2M(Nitrile)	Suction Cups・TRN・φ8・Green・Mini	196401	3-6
TRN-1062-3(Nitrile)	Suction Cups・TRN・φ10・Green・Small	196400	3-6
TRN-1062-3M(Nitrile)	Suction Cups・TRN・φ10・Green・Mini	196399	3-6
TRN-1062-4(Nitrile)	Suction Cups・TRN・φ12・Green・Small	196398	3-6
TRN-1062-4M(Nitrile)	Suction Cups・TRN・φ12・Green・Mini	196397	3-6
TS	Hanger tool	196532	1-36,1-37
TS-05	Open spanner set	197171	8-3
TSA	Hanger tool	196533	1-36,1-38
TSR-2	Pipe reamer (for copper tubes and stainless tubes)	197173	8-3
TTCR-332T	Ratchet style tube cutter	197172	8-3
TU0425B-20	Polyurethane tube・Black・micro	196277	6-9
TU0425BU-20	Polyurethane tube・Blue	193564	6-9
TU0425G-20	Polyurethane tube・Green	196515	6-9
TU0425R-20	Polyurethane tube・Red	196513	6-9
TU0425W-20	Polyurethane tube・White	196516	6-9
TU0425Y-20	Polyurethane tube・Yellow	196514	6-9
TU0604B-20	Polyurethane tube・Black	196278	6-9
TU0604BU-20	Polyurethane tube・Blue	193566	6-9
TU0604G-20	Polyurethane tube・Green	196519	6-9
TU0604R-20	Polyurethane tube・Red	196517	6-9
TU0604W-20	Polyurethane tube・White	196520	6-9
TU0604Y-20	Polyurethane tube・Yellow	196518	6-9
TUS0425W-20	Soft polyurethane tube・White	196530	6-9
TUS0604W-20	Soft polyurethane tube・White	196531	6-9
U			
UD7-10	Combination hammer	200263	8-4
UF4.5*2.7 (20M)	Urethane tube	200113	6-9
UF4.5*2.7 (5M)	Urethane tube	200039	6-9
UF6*4 (20M)	Urethane tube	200112	6-9
UF6*4 (5M)	Urethane tube	200040	6-9
UM8-25	Slide spring	200254	4-10
UM13-25	Slide spring	200255	4-10
UMCD-10	Micro mini cylinders	200123	2-2,2-4
UMCD-10P	Micro mini cylinder･slim type	200125	2-2,2-4
UMCD-5	Micro mini cylinders	200122	2-2,2-4
UMCD-5P	Micro mini cylinder･slim type	200124	2-2,2-4
UR5-10	Coil spring	200223	1-16,1-27
V			
V51-100-8283	Vacuum generator	210804	3-48
VAPF-10C	Suction Cups (standard/Fluorine/black)	210704	3-4
VAPF-12C	Suction Cups (standard/Fluorine/black)	210404	3-4
VAPF-12C-2	Bellow Suction Cups (Fluorine,black)	210411	3-8
VAPF-14C	Suction Cups (standard/Fluorine/black)	210706	3-4
VAPF-15C	Suction Cups (standard/Fluorine/black)	210405	3-4
VAPF-20C	Suction Cups (standard/Fluorine/black)	210406	3-4
VAPF-20C-2	Bellow Suction Cups (Fluorine,black)	210412	3-8
VAPF-3C-3	Suction cups Fluorine Bellows (Black)	211101	3-10
VAPF-30C	Suction Cups (standard/Fluorine/black)	210407	3-5
VAPF-40C	Suction Cups (standard/Fluorine/black)	210408	3-5
VAPF-4C	Suction Cups (standard/Fluorine/black)	210702	3-4
VAPF-60F	Suction Cups･Screw mount type(Fluorine,black)	210417	3-5
VAPF-6C	Suction Cups (standard/Fluorine/black)	210402	3-4
VAPF-8C	Suction Cups (standard/Fluorine/black)	210403	3-4
VAPH-10C	Suction Cups (standard/silicon/brown)	210615	3-4
VAPH-12C	Suction Cups (standard/silicon/brown)	210192	3-4,5-52
VAPH-12C-2	Bellow Suction Cups (silicon, brown)	210280	3-8
VAPH-12C-SP	Suction Cups w/ sponge(silicon, brown)	210665	3-7
VAPH-14C	Suction Cups (standard/silicon/brown)	210616	3-4,3-37
VAPH-14C-EPSP	Suction Cups w/ sponge (silicon, brown)	210859	3-8
VAPH-15C	Suction Cups (standard/silicon/brown)	210193	3-4,5-2, 5-50,5-51
VAPH-15C-1	Suction Cups flat face(silicon, brown)	210389	3-8
VAPH-15C-3	Bellow Suction Cup (silicon, brown)	210697	3-6,3-37
VAPH-15C-SP	Suction Cups w/ sponge(silicon, brown)	210534	3-7
VAPH-20C	Suction Cups (standard/silicon/brown)	210194	3-4
VAPH-20C-1	Suction Cups flat face(silicon, brown)	210390	3-8
VAPH-20C-10-3-SP	Suction Cups w/ SP Bellow(silicon, brown)	210914	3-8,3-37
VAPH-20C-2	Bellow Suction Cups (silicon, brown)	210310	3-8
VAPH-20C-3	Bellow Suction Cup (silicon, brown)	210661	3-6,3-37
VAPH-20C-EPSP	Suction Cups w/ sponge (silicon, brown)	210860	3-8
VAPH-20C-SP	Suction Cups w/ sponge(silicon, brown)	210535	3-7
VAPH-25C	Suction Cups (standard/silicon/brown)	210617	3-4
VAPH-30C	Suction Cups (standard/silicon/brown)	210195	3-5
VAPH-30C-15-3-SP	Suction Cups w/ SP Bellow(silicon, brown)	210915	3-7,3-37
VAPH-30C-3	Bellow Suction Cup (silicon, brown)	210662	3-6,3-37
VAPH-30C-EPSP	Suction Cups w/ sponge (silicon, brown)	210861	3-8
VAPH-30C-SP	Suction Cups w/ sponge(silicon, brown)	210536	3-7
VAPH-35C	Suction Cups (standard/silicon/brown)	210618	3-5
VAPH-3C-3	Bellow Suction Cup (silicon, brown)	210897	3-6,3-37
VAPH-40C	Suction Cups (standard/silicon/brown)	210196	3-5,5-40
VAPH-40C-20-3-SP	Suction Cups w/ SP Bellow(silicon, brown)	210916	3-7
VAPH-40C-3	Bellow Suction Cup (silicon, brown)	210663	3-6,3-37
VAPH-40C-EPSP	Suction Cups w/ sponge (silicon, brown)	210862	3-8
VAPH-40C-SP	Suction Cups w/ sponge(silicon, brown)	210537	3-7
VAPH-45C	Suction Cups (standard/silicon/brown)	210621	3-5
VAPH-4C	Suction Cups (standard/silicon/brown)	210700	3-4
VAPH-4M(Silicone)	Suction Cups (standard/micro/brown)	210789	3-4

Eins_CATALOG_V6_09-ご案内_EN.indd 9 2021/09/22 10:36:39

Index type / model

TYPE	Product name	Order code No.	Page
VAPH-50F	Suction Cups・Screw mount type(silicon, brown)	210619	3-5
VAPH-50F-EPSP	Suction Cups w/ sponge(silicon, brown)	210863	3-8
VAPH-60F	Suction Cups・Screw mount type(silicon, brown)	210311	3-5
VAPH-60F-2 (Silicone)	Suction Cups・Screw mount type・Below(silicon, brown)	210044	3-5
VAPH-60F-EPSP	Suction cup w/EP sponge reinforced silicone BN	210864	3-8
VAPH-60F-SP (Silicone)	Suction Cups・Screw mount type・w/ sponge(silicon, brown)	210538	3-7
VAPH-6C	Suction Cups (standard/silicon/brown)	210255	3-4
VAPH-6M (Silicone)	Suction Cups (standard/micro/brown)	210790	3-4,3-37
VAPH-70F	Suction Cups・Screw mount type(silicon, brown)	210620	3-5
VAPH-8C	Suction Cups (standard/silicon/brown)	210191	3-4
VAPH-8C-SP	Suction Cups w/ sponge(silicon, brown)	210664	3-7
VAPH-SC	Suction stem cover	211023	3-8
VAPH-SSC	Suction stem cover	211024	3-8
VAPN-10C (Nitrile)	Suction Cups (standard/nitrile/Green)	210794	3-4
VAPN-12C (Nitrile)	Suction Cups (standard/nitrile/Green)	210795	3-4
VAPN-12C-2 (Nitrile)	Bellow Suction Cups (nitrile, Green)	210802	3-8
VAPN-14C (Nitrile)	Suction Cups (standard/nitrile/Green)	210796	3-4
VAPN-15C (Nitrile)	Suction Cups (standard/nitrile/Green)	210797	3-4
VAPN-20C (Nitrile)	Suction Cups (standard/nitrile/Green)	210798	3-4
VAPN-20C-2 (Nitrile)	Bellow Suction Cups (nitrile, Green)	210803	3-8
VAPN-30C (Nitrile)	Suction Cups (standard/nitrile/Green)	210799	3-5
VAPN-40C (Nitrile)	Suction Cups (standard/nitrile/Green)	210800	3-5
VAPN-4C (Nitrile)	Suction Cups (standard/nitrile/Green)	210791	3-4
VAPN-60F (Nitrile)	Suction Cups・Screw mount type(nitrile,Green)	210801	3-5
VAPN-6C (Nitrile)	Suction Cups (standard/nitrile/Green)	210792	3-4
VAPN-8C (Nitrile)	Suction Cups (standard/nitrile/Green)	210793	3-4
VAPNP-30C-1-F	Suction Cups.For sheet metal	210919	3-11
VAPNP-30C-1-M	Suction Cups.For sheet metal	210918	3-11
VAPNP-60C-1-F	Suction Cups.For sheet metal	210921	3-11
VAPNP-60C-1-M	Suction Cups.For sheet metal	210920	3-11
VAPU-10C	Suction Cups (standard/urethan/white)	210703	3-4
VAPU-12C	Suction Cups (standard/urethan/white)	210397	3-4
VAPU-12C-2	Bellow Suction Cup (urethan, white)	210409	3-8
VAPU-14C	Suction Cups (standard/urethan/white)	210705	3-4
VAPU-15C	Suction Cups (standard/urethan/white)	210398	3-4
VAPU-20C	Suction Cups (standard/urethan/white)	210399	3-4
VAPU-20C-2	Bellow Suction Cup (urethan, white)	210410	3-8
VAPU-30C	Suction Cups (standard/urethan/white)	210400	3-5
VAPU-40C	Suction Cups (standard/urethan/white)	210401	3-5
VAPU-4C	Suction Cups (standard/urethan/white)	210701	3-4
VAPU-6C	Suction Cups (standard/urethan/white)	210395	3-4
VAPU-8C	Suction Cups (standard/urethan/white)	210396	3-4
VAV-5	Limit switch hinge lever・for VX-5-1A2	210414	6-19
VFI-L-100-M22	Suction stems (large)	210917	3-27
VFIL1-S-10-P12	Suction stem for small	211008	3-24
VFIL1-S-10-P20	Suction stem for small	211009	3-24
VFIL1-S-20-P12	Suction stem for small	211010	3-25
VFIL1-S-20-P20	Suction stem for small	211011	3-25
VFIL1-S-30-P12	Suction stem for small	211012	3-26
VFIL1-S-30-P20	Suction stem for small	211013	3-26
VFIL1-S-5-P12	Suction stem for small	211006	3-24,5-38
VFIL1-S-5-P20	Suction stem for small	211007	3-24
VFIL1-SS-10	Suction stem mini	211032	3-22
VFIL1-SS-20	Suction stem mini	211035	3-22
VFIL1-SS-30	Suction stem mini	211038	3-23
VFIL1-SS-5	Suction stem mini	211029	3-21,5-56
VFI-L-20-M17	Suction stems (large)	210888	3-27
VFI-L-20-P20	Suction stems (large)	210886	3-27
VFIL2-SS-10-P12	Suction stem mini	211034	3-22
VFIL2-SS-10-P8	Suction stem mini	211033	3-22
VFIL2-SS-20-P12	Suction stem mini	211037	3-22
VFIL2-SS-20-P8	Suction stem mini	211036	3-22
VFIL2-SS-30-P12	Suction stem mini	211040	3-23
VFIL2-SS-30-P8	Suction stem mini	211039	3-23
VFIL2-SS-5-P12	Suction stem mini	211031	3-21
VFIL2-SS-5-P8	Suction stem mini	211030	3-21
VFI-L-50-M17	Suction stems (large)	210889	3-27
VFI-L-50-P20	Suction stems (large)	210887	3-27
VFILA-PHA-1/8	Inner stem attachment head for PT1/8 type A	211114	3-11
VFILA-PHB-1/8	Inner stem attachment head for PT1/8 type B	211115	3-10,3-11,3-36
VFILA-PHC-1/8	Inner stem attachment head for PT1/8 type C	211116	3-10,3-36
VFILA-PHD-1/8	Inner stem attachment head for PT1/8 type D	211117	3-10,3-36
VFILK-PIA-M5	Pad-in inner stem・TYPE (A)	211118	3-36
VFILK-PIB-M5	Pad-in inner stem・TYPE (B)	211119	3-36
VFILK-PIC-M5	Pad-in inner stem・TYPE (C)	211120	3-36
VFILK-PID-M5	Pad-in inner stem・TYPE (D)	211121	3-36
VFILB2-SH	Suction stems Non rotate (small)	211045	3-29
VFILB2-SH 1/8	Suction stem non-rotate mini (1/8)	211049	3-30
VFILB2-SH 1/8-20	Suction stems Non rotate (small)	211051	3-30
VFILB2-SH 1/8-20-P12	Suction stems Non rotate (small)	211052	3-30
VFILB2-SH 1/8-P12	Suction stem non-rotate mini (1/8)	211050	3-30
VFILB2-SH-20	Suction stems Non rotate (small)	211047	3-29
VFILB2-SH-20-P12	Suction stems Non rotate (small)	211048	3-29
VFILB2-SH-P12	Suction stems Non rotate (small)	211046	3-29
VFILB2-SSH	Suction stems Non rotate (mini)	211041	3-29

TYPE	Product name	Order code No.	Page
VFILB2-SSH-20	Suction stems Non rotate (mini)	211043	3-29
VFILB2-SSH-20-P12	Suction stems Non rotate (mini)	211044	3-29
VFILB2-SSH-P12	Suction stems Non rotate (mini)	211042	3-29
VFILB-M	Suction stems (micro)	210785	3-21
VFILB-M-P8	Suction stems (micro)	210818	3-21
VFILB-MSH	Suction stems Non rotate (micro)	210823	3-29
VFILB-MSH-P8	Suction stems Non rotate (micro)	210824	3-29
VFILBR-H-10	Suction stem non-rotate (angle adjustment)	210991	3-30
VFILBR-H-10-P12	Suction stem non-rotate (angle adjustment)	210993	3-30
VFILBR-H-20	Suction stem non-rotate (angle adjustment)	210992	3-30
VFILBR-H-20-P12	Suction stem non-rotate (angle adjustment)	210994	3-30
VFIL-H	Suction stems Non rotate (large)	210788	3-30
VFILK-AH01	Suction stem head・M5・for EPCG 15/20	211102	3-10
VFILK-AH02	Suction stem head・M5・for EPCG 30/40	211103	3-10
VFILK-P-S	Pad-in inner stem (spacer)	210913	3-36
VFILK-PS-M5	Pad-in inner stem for mini	210911	3-36
VFILK-PSS-M5	Pad-in inner stem for micro	210912	3-36
VFILK-S-M12	Suction stem・fixed・small	210698	3-32,3-37
VFILK-SS-M10	Suction stem・fixed・mini	210699	3-32
VFIL-M10 (10*14*3 P1.0)	Suction stem nut mini	120482	3-33
VFIL-M12 (12*17*3 P1.0)	Suction stem nut small	120483	3-33
VFILP-S-10	Resin Suction Stem (Small)	211098	3-25,7-3
VFILP-S-10-P12	Resin Suction Stem (Small)	211093	3-25,7-3
VFILP-S-20	Resin Suction Stem (Small)	211099	3-25,7-3
VFILP-S-20-P12	Resin Suction Stem (Small)	211094	3-25,7-3
VFILP-S-30	Resin Suction Stem (Small)	211100	3-26,7-3
VFILP-S-30-P12	Resin Suction Stem (Small)	211095	3-26,7-3
VFILP-S-5	Resin Suction Stem (Small)	211097	3-24,7-3
VFILP-S-5-P12	Resin Suction Stem (Small)	211092	3-24,7-3
VFILP-SS-10	Resin Suction Stem (Mini)	211110	3-22,7-3
VFILP-SS-10-P12	Resin Suction Stem (Mini)	211106	3-22,7-3
VFILP-SS-20	Resin Suction Stem (Mini)	211111	3-23,7-3
VFILP-SS-20-P12	Resin Suction Stem (Mini)	211107	3-23,7-3
VFILP-SS-30	Resin Suction Stem (Mini)	211112	3-23,7-3
VFILP-SS-30-P12	Resin Suction Stem (Mini)	211108	3-23,7-3
VFILP-SS-5	Resin Suction Stem (Mini)	211109	3-21,7-3
VFILP-SS-5-P12	Resin Suction Stem (Mini)	211105	3-21,7-3
VFIL-S-10A	Suction stem for small (M5)	210975	3-24
VFIL-S-20A	Suction stem for small (M5)	210976	3-25
VFIL-S-30A	Suction stem for small (M5)	210977	3-26
VFIL-S-5A	Suction stem for small (M5)	210974	3-24,5-2,5-38,5-50,5-51
VHK2-04F-04FL	Finger valve	210935	6-13
VHK2-06F-06FL	Finger valve	210936	6-13
VHK3-04F-04FL	Finger valve	210937	6-13
VHK3-06F-06FL	Finger valve	210938	6-13
VMCP-10	Suction combination cylinder	211133	2-3,2-7
VMCP-20	Suction combination cylinder	211134	2-3,2-7
VMCP-30	Suction combination cylinder	211135	2-3,2-7
VMCP-10-C	Suction Combination Cylinder (w/sensor)	211137	2-3,2-7
VMCP-20-C	Suction Combination Cylinder (w/sensor)	211138	2-3,2-7
VMCP-30-C	Suction Combination Cylinder (w/sensor)	211139	2-3,2-7
VX-5-1A2	Limit switch micro	210843	6-19
W			
WMA-150	Adjustable wrench 150mm	221303	8-3
X			
XL0002-050	Spacer Aluminum・50H	230060	2-9,2-14
XL0002-080	Spacer Aluminum・80H	230061	2-9,2-14
XL0002-100	Spacer Aluminum・100H	230062	2-9,2-14
XL0002-120	Spacer Aluminum・120H	230063	2-9,2-14
XL0005-101	Slide bracket 70・T・φ12	230050	5-7,5-24,5-36
XL0005-102	Slide bracket 40・T・W・φ8	230051	5-6,5-22,5-36
XL0005-103	Slide bracket 40・T・φ12	230052	5-7,5-22,5-36
XL0005-104	Slide bracket 70・T・W・φ8	230053	5-7,5-24,5-36
XL0005-105	Slide bracket 40・T・φ20	230054	5-7,5-23,5-36
XL0005-106	Slide bracket 70・T・φ20	230055	5-6,5-22,5-36
XL0005-107	Slide bracket 40・T・φ8	230056	5-7,5-22,5-36
XL0005-108	Slide bracket 70・T・φ8	230057	5-7,5-24,5-36
XL0006-104	Extended plate (for wear plate)	230071	2-20,2-21
XL0010-105	Suction stem・mini・for micro mini cylinder	230058	3-32
XL0037-103	Suction stem attachment head・screw attach type	230067	3-27
XL0037-106	Suction stem attachment head・embedded type・small	230066	3-27
XL0054-106A	Barbed joint	230116	1-16,1-27
XL0054-204	Packing	230077	1-16,1-27
XL0061-100	Suction stem bracket micro	230072	3-33
XL0061-200	Suction stem bracket mini	230114	3-33
Z			
Z15GW55-B	Limit switch hinge lever type	250017	6-19
Z15GW55-B spring	Limit switch spring	250018	6-19
Z-15HW24-B	Limit switch	250012	6-19

Eins_CATALOG_V6_09-ご案内_EN.indd 10 2021/09/22 10:36:39

MEMO

Eins_CATALOG_V6_09-ご案内_EN.indd 11 2021/09/22 10:36:39

Global Network -Overseas Network-



North AMERICA

www.eins1.us

U.S.A. STAR AUTOMATION, INC. WISCONSIN HEADQUARTERS
N90, W14401, Commerce Drive, Menomonee Falls, WI 53051, U.S.A.

U.S.A. STAR AUTOMATION, INC. MICHIGAN OFFICE
17197 North Laurel Park Drive, Suite 125, Livonia, MI 48152, U.S.A.

U.S.A. STAR AUTOMATION, INC. CALIFORNIA OFFICE
18141 Beach Boulevard Unit 195, Huntington Beach, CA, 92648, U.S.A.

U.S.A. STAR AUTOMATION, INC. INDIANA OFFICE
5625, Vogel Road, Unit B, Evansville, IN 47715, U.S.A.

U.S.A. STAR AUTOMATION, INC. GEORGIA OFFICE
5555, Oakbrook Parkway Suite 320, Norcross, GA 30093, U.S.A.

U.S.A. STAR AUTOMATION, INC. RHODE ISLAND OFFICE
860A, Waterman Avenue, East Providence, RI 02914, U.S.A.

U.S.A. STAR AUTOMATION, INC. TENNESSEE OFFICE
304 South, Lowry Street, Suite D, Smyrna, TN 37167, U.S.A.

MEXICO STAR SEIKI MEXICO S.A. DE C.V.
Boulevard Bernardo Quintana #7001, Torre II Oficina 1004 Colonia Centro Sur, Queretaro, CP. 76090, Mexico

South AMERICA

www.starseiki.com.br

Brazil STAR SEIKI BRASIL LTDA.
Avenida do Estado,1677-CEP:01108-000, Sao Paulo-SP-Brazil

EUROPE

www.eins1.eu

Italy STAR AUTOMATION EUROPE S.P.A.
Via Salgari 2R/2S, 30030, Caselle di S. Maria di Sala, Venice, Italy

ASIA

www.eins1.cn

China STAR SEIKI (SHANGHAI) CO., LTD.
Room 208, No.46 Building, No.555, Guiping Road, Xuhui District, Shanghai, China

China STAR SEIKI (SHANGHAI) CO., LTD. DALIAN OFFICE
No15-14, No.3 Building YiFeng Moden City, Economic and Technology Development Zone, DaLian, Liaoning, China.

China STAR SEIKI (SHANGHAI) CO., LTD. TIANJIN OFFICE
B-806 Haitai Information Plaza, FuKang Road Nankai District, TianJin, China.

China STAR SEIKI (SHANGHAI) CO., LTD. QINGDAO BRANCH
Room 411 Office Building, No.167 Chun Yang Road, Chengyang District, QingDao, Shandong, China.

China STAR SEIKI (SHANGHAI) CO., LTD. SUZHOU OFFICE
4F, No.6 Building, Anda Science Park, No.198 JinShan Road, SuZhou New District, Jiangsu, China.

China STAR SEIKI (SHANGHAI) CO., LTD. WUHAN OFFICE
Room 14-16,B3 Building,JingKai Wanda Plaza,No.111 Dongfeng Avenue, Economic and Technology Development Zone, Wuhan, HuBei, China.

China STAR SEIKI (SHANGHAI) CO., LTD. CHONGQING OFFICE
17-18 No.3 Building, XinKe International Plaza, No.68 Jinyu Avenue Yubei District, Chongqing, China.

China STAR SEIKI (SHANGHAI) CO., LTD. WENZHOU OFFICE
Room 1122, No.5 Office Building, Wanda Plaza, Longwan District , Wenzhou, Zhejiang, China.

China STAR SEIKI (SHANGHAI) CO., LTD. SHENZHEN BRANCH
No.6, West Song Shan Road, Bo Gang Village Sha Jing Town, Bao An District, Shenzhen, Guangdong, China.

☐ Production Plant

Eins_CATALOG_V6_09-ご案内_EN.indd 12 2021/09/22 10:36:39



China **STAR SEIKI (SHANGHAI) CO., LTD. GUANGZHOU OFFICE**
Room A007, Floor 4 Changxing Building, No.3, Xingye Avenue, Nancun Town, Panyu District, Guangzhou, Guangdong, China

China **STAR SEIKI (SHANGHAI) CO., LTD. XIAMEN OFFICE**
Room A308, Phase II, HaiFa Business Building, No. 3 ChangLe Road, HuLi District, XiaMen, FuJian, China

China **STAR AUTOMATION (SHENZHEN) CO., LTD.**
No.6, West SongShan Road, BoGang Village ShaJing Town, BaoAn District, ShenZhen, GuangDong, China

China **STAR SEIKI (XIANG YANG) CO., LTD.**
No.79 Hanjiang Bei Road, High-tech Industrial Development Zone, Xiangyang, Hubei, China

China **STAR SEIKI (HONGKONG) CO., LTD.**
22/F, Unit 2206, CCT Telecom Building, No.11 Wo Shing Street, Fo Tan, Shatin, New Territories, Hong Kong, China

Taiwan **STAR SEIKI TAIWAN, INC.**
7F, No.120, Chung Cheng Rd., Shih Lin District, Taipei 11158, Taiwan

Taiwan **STAR SEIKI TAIWAN, INC. TAINAN OFFICE**
No.50-2, Nansing Rd., Yongkang Dist., Tainan City 71064, Taiwan

Taiwan **STAR SEIKI TAIWAN, INC. TAICHUNG OFFICE**
16F-5, No.124 Yung Fu Road, Taichung 407, Taiwan

Korea **STAR SEIKI KOREA CO., LTD.**
150, Namdong-daero, NamdongGu, Incheon, Korea

Thailand **STAR SEIKI (THAILAND) CO., LTD.**
22 Soi Sukhumvit 3 (Nana Nua), Klongtoey Nua, Wattana, Bangkok 10110, Thailand

Thailand **STAR SEIKI (THAILAND) CO., LTD. PRACHINBURI BRANCH**
609/167 Moo.7 T.Tatoom A. Srimahapoo Prachinburi, Thailand

Singapore **STAR SEIKI SINGAPORE PTE. LTD.**
91Saraca Terrace Singapore 805514

Malaysia **STAR SEIKI (SINGAPORE) PTE. LTD. K.L. BRANCH**
No.17-1A, Jalan Bandar 9, Pusat Bandar Puchong, 47100 Selangor, Malaysia

Malaysia **STAR SEIKI (SINGAPORE) PTE. LTD. J.B. BRANCH**
PTD 43002 No.230, Jalan Murni 10 Taman Perindustrian Murni, 81400 Senai, Johor, Malaysia

Indonesia **PT. STAR SEIKI INDONESIA**
Jl Kapten Piere Tendean No.22B, Kel.Pela Mampang, Kec.Mampang Prapatan, Jakarta Selatan 12720, Indonesia

Indonesia **PT. STAR SEIKI INDONESIA BEKASI BRANCH**
Ruko La Monte ER2/No.28, Grand Wisata Tambun, Bekasi Jawa Barat, Indonesia

Indonesia **PT. STAR SEIKI INDONESIA SURABAYA BRANCH**
Jalan Jenderal Basuki Rahmat No.105-107 Surabaya, Indonesia

Philippines **STAR SEIKI PHILIPPINES INC.**
Innorev Bldg.Phase 6A. Lot 3281-I SEZ Laguna Technopark, Binan, Laguna 4024, Philippines.

Vietnam **STAR SEIKI (VIETNAM) CO., LTD.**
8th Fl., New Center Building, No27, 41 Group, Trung Hoa Cau Giay district, Honoi, Vietnam

Vietnam **BRANCH OF STAR SEIKI (VIETNAM) CO., LTD. IN HO CHI MINH CITY**
GIC BUILDING 4FLOOR, ROOM402, NO 414, UNG VAN KHIEM STREET, WARD 25, BINH THANH DISTRICT, HOCHIMINH CITY, VIETNAM.

India **STAR SEIKI INDIA PRIVATE LIMITED**
204 SECOND FLOOR, , NINEX TIME CENTRE GOLF COURSE ROAD, GURGAON, HARYANA 122001, India

India **STAR SEIKI INDIA PRIVATE LIMITED. CHENNAI OFFICE**
NO.83, 10th Avenue, Ashok Nagar, Chennai-600083, India

OSEANIA

Australia **RADIUS TECHNOLOGY PTY. LTD.**
9/2 Sibthorpe Street, Braeside Victoria 3195, Australia

Eins_CATALOG_V6_09-ご案内_EN.indd 13 2021/09/22 10:36:40

Global Network -JAPAN Network-



JAPAN

www.eins1.jp

Headquarters / Aichi Plant

Eins Division

3-133, Akita, Ohguchi-cho, Niwa-gun, Aichi Pref., 480-0132, JAPAN
PHONE:(+81)587-95-6491[daial-in]　FAX:(+81)587-94-1319

Headquarters / International Division

STAR SEIKI CO., LTD.

3-133, Akita, Ohguchi-cho, Niwa-gun, Aichi Pref., 480-0132, JAPAN
PHONE:(+81)587-95-7572　FAX:(+81)587-95-7573

Izumo Plant	Kanagawa Sales Office	Hamamatsu Sales Office	Shiga Sales Office
Kanto Branch Office	Koushin Sales Office	Shizuoka Representative Office	Hiroshima Sales Office
Sendai Sales Office	Tokyo Shuttle center	Toyama Sales Office	Fukuoka Sales Office
Niigata Sales Office	Nagoya Branch Office	Osaka Branch Office	Oita Shuttle center

Eins show room Annex

Eins_CATALOG_V6_09-ご案内_EN.indd　14　2021/09/22　10:36:40

MEMO

Eins_CATALOG_V6_09-ご案内_EN.indd 15 2021/09/22 10:36:40

Eins
Robot Chucking Parts.

©2021 Eins
Printed in Japan

- The contents of this catalog are subject to change without notice.
- The contents of this catalog such as patent of product, trademark, design, and copyright shall not be further reproduced or distributed without authorization of Star Seiki Co., Ltd.
- The catalog contains information on the authorization of OMRON Corporation.