EC550SXⅡ/SXⅢ

◆外形図 General view

図面はEC-SXⅢ-i36の場合を示す
For EC-SXⅢ-i36 model (for EC-SXⅡ, visor type will be changed.)

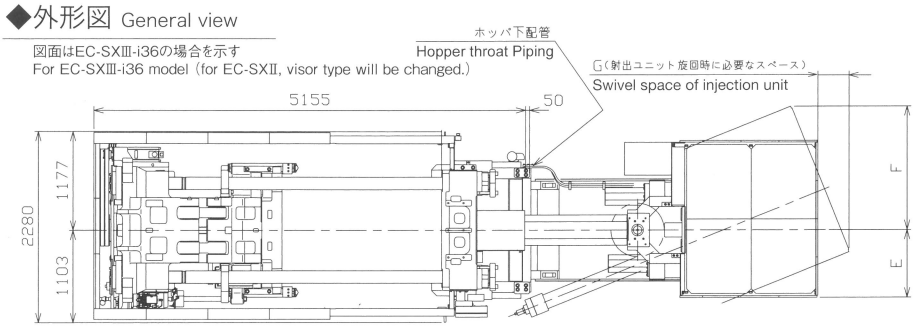

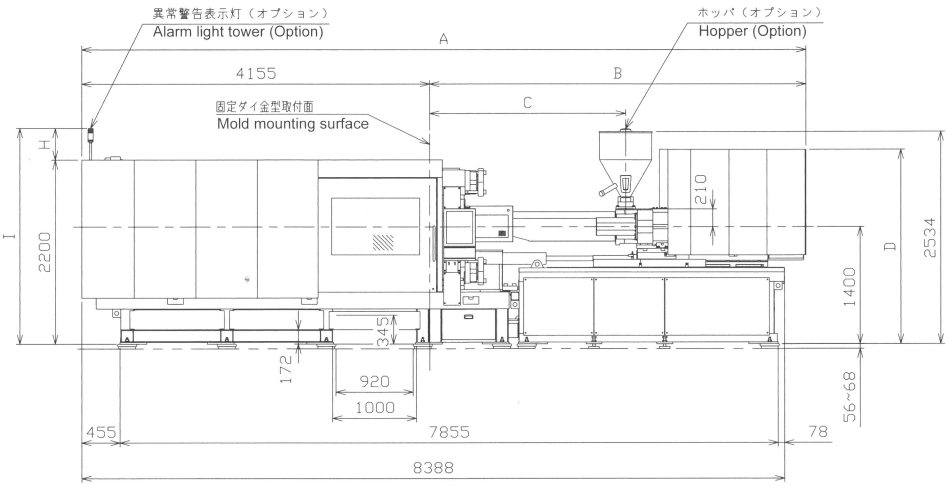

◆取出機取付部 Take-out robot mounting surface

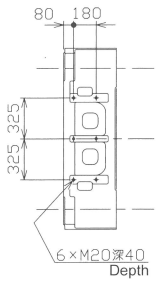

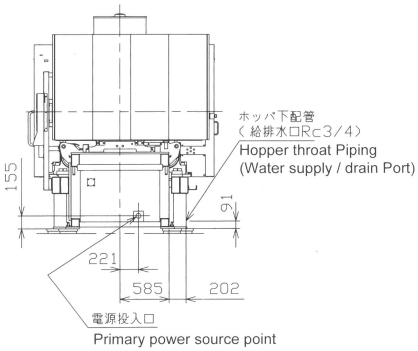

◆基礎図 Foundation

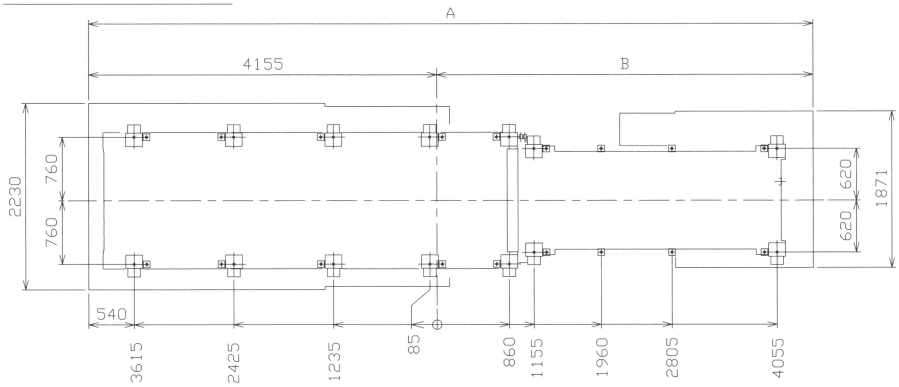

◆金型取付関係図 Mold mounting space

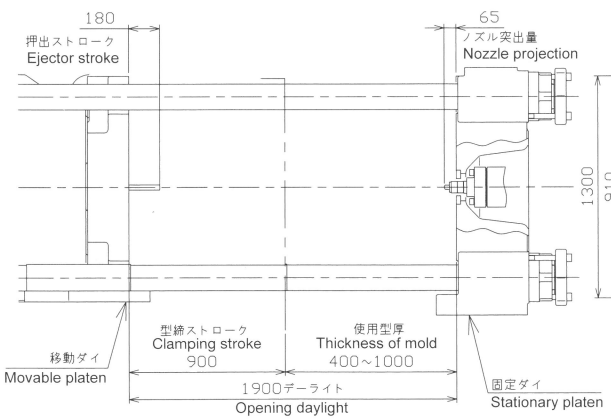

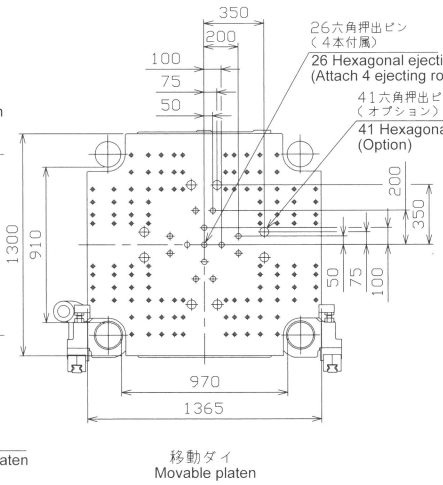

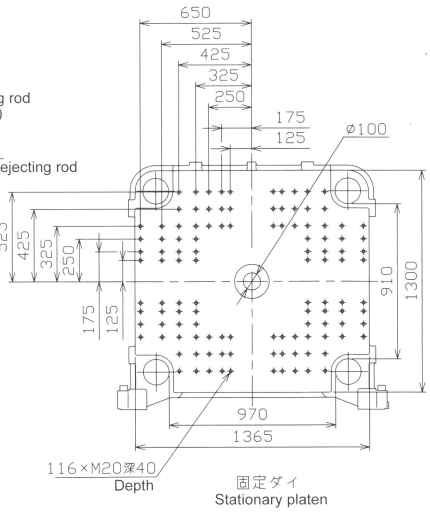

射出ユニット Injection Unit	A	B	C	D	E	F	G
26A	8127	3972	2135	2188	696	1269	94
26B	8327	4172	2335				294
36A	8642	4487	2340	2322	806	1472	375
36B	8842	4687	2540				575

異常警告表示灯（オプション） Alarm light tower (Option)		
段数 Number of stages	H	I
1	378	2578
2	419	2619
3	460	2660