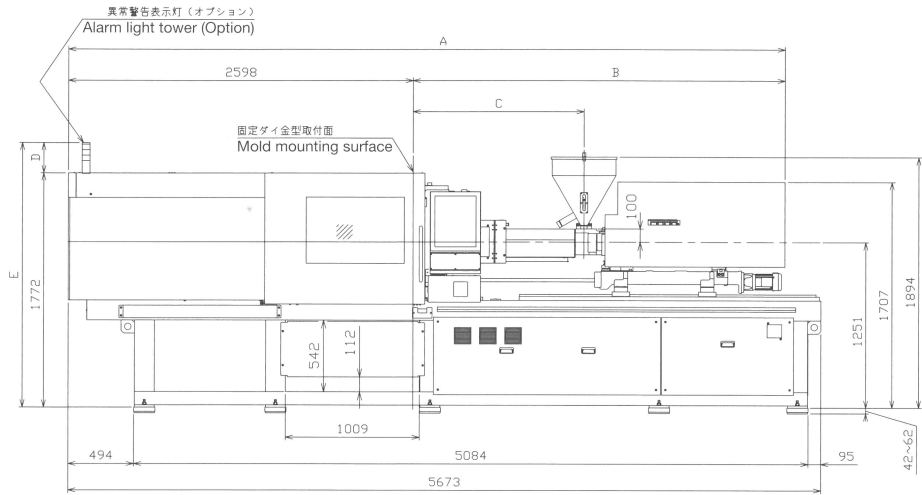
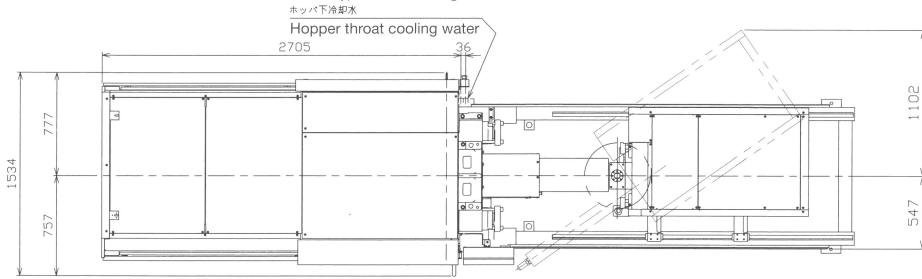


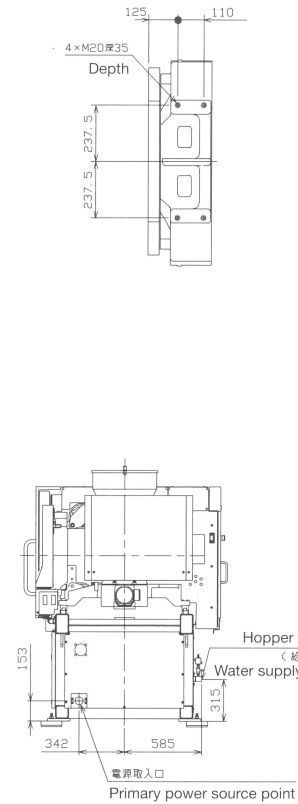
EC180SX II/SX III

◆外形図 General view

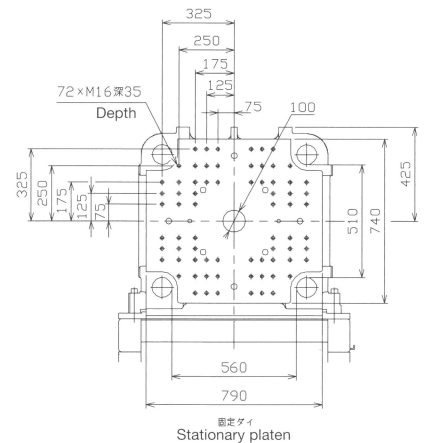
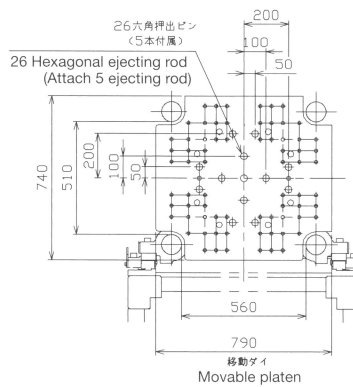
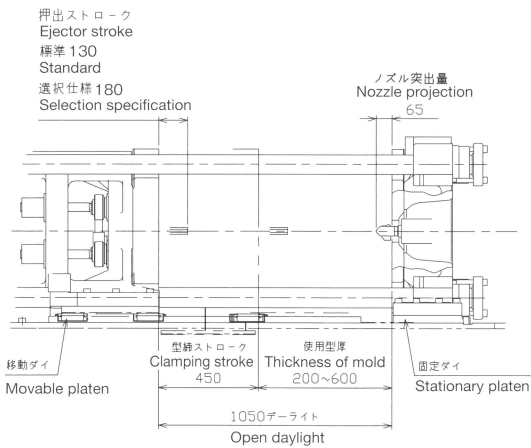
図面はEC-SXIII-i3, i4の場合を示す
For EC-SXIII-i3, i4 model (for EC-SXII, visor type will be changed.)



◆取出機取付部 Take-out robot mounting surface



◆金型取付関係図 Mold mounting space



射出ユニット Injection Unit	A	B	C
3A,Y	5312	2714	1199
4A,Y	5402	2804	1289
4B	5506	2908	1393
6A,Y	5859	3261	1428
8A,Y	5958	3360	1527
8B	6062	3464	1631

異常警告表示灯 (オプション) Alarm light tower (Option)		
段数 Number of stages	D	E
1	146	1918
3	228	2000